



1986 YEARBOOK

SEASON 7

Champion

Mohawk Trail Avengers

Table of Contents

THE MAJOR LEAGUE - 1986 (by Jim Pertierra)	1
--	---

Player & Pitcher of the Year	3
------------------------------------	---

Final American Association Stats	5
--	---

Rookie of the Year Awards	11
---------------------------------	----

Final American Association Standings	12
--	----

The American Game in Review - 1986 (by Tom Kopp)	13
--	----

Individual Team Pages:

Addison Arrows (AA)	15
---------------------------	----

Banff Biffs (BF)	16
------------------------	----

Chicago Bruins (CB)	17
---------------------------	----

Coldwater Lakers (CL)	18
-----------------------------	----

Colonie Flames (CF)	19
---------------------------	----

Darkfyre Daemons (DF)	20
-----------------------------	----

Harbor Beach Hurons (HB)	21
--------------------------------	----

Hudson Hornets (HD)	22
---------------------------	----

L&M Librae (LM)	23
-----------------------	----

New Jersey Pinstripers (NJ)	24
-----------------------------------	----

Pacific Goldeyes (PG)	25
-----------------------------	----

Pensacola Stingray (PS)	26
-------------------------------	----

Philadelphia Blue Jays (PA)	27
-----------------------------------	----

Rockford Radar (RO)	28
---------------------------	----

Salt River Stompers (SR)	29
--------------------------------	----

Sherlock C's (SC)	30
-------------------------	----

Sir Jeffery Silver Knights (SK)	31
---------------------------------------	----

Toledo Tomcats (TT)	32
---------------------------	----

Wakefield Cardinals (WS)	33
--------------------------------	----

Zagazig Zilches (ZZ)	34
----------------------------	----

Stat Key	35
----------------	----

Final National Association Standings	36
--	----

Mohawk Trail Avengers (MT)	37
----------------------------------	----

American Western Wild Card Playoff	69
--	----

American Global Wild Card Playoff	71
---	----

American Western Conference Playoff	77
---	----

American Global Conference Playoff	79
--	----

American Association Championship	85
---	----

TML World Series – Sherlock vs. Gotham City	89
---	----

All Star Teams	93
----------------------	----

TML Feedback	97
--------------------	----

(Cover Design & Yearbook Layout by Mike Landin)

The Major League

1

1986

by Jim Pertierra

TML 7. It is very surprising how quickly the years run by. To think that it was 1979 when this whole thing got off the ground and now we're into 1987. Good heavens.

TML 7 saw the first tabletop baseball championship for my brother-in-law Frank Lentine and the men from Mohawk Trail. An interesting championship run, by the way, as Frank took out Commack, went the marathon route (who doesn't?) face to face with Mike Moore and then turned the reins over to brother Chris for an all-proxy face to face matchup with Larry Rumsey and Coldwater as skippered by Tom Kopp. Chris could do no wrong... and I mean no wrong... steering Mohawk Trail to the title while Frank sat there laughing, at Chris we think!

TML 7 was a rather placid year. The greatest controversies were surrounding protests. After not having any in the previous 6 years, 7 brought a barrage. I sometimes feel that there is some point in every game that a manager playing the games with instructions has to make some decision (based on those instructions) that he would not make himself. However, the instructions say to do otherwise.

Admittedly most of us say in the instructions that if something makes good baseball sense, then do it! As Co-Grand Poobah of this league, the most unpleasant duties I have to perform are expulsion (done once) and to decide protests. Let's face it, it's a no-win situation. However, as the Bard of Commack has stated, "One dost not protest, whilst there be no cause". In essence, the truth.

The reason for the dissertation is thus, protests are not a personal thing, it's business.

The major news of the year was the fact that no less than 7 no-hitters were tossed in the League this year – 6 in the National. The no-hit artists were: Andy McGaffigan of Ozark, Joe Niekro of Commack, Tom Seaver of Pensacola (This one is sometimes forgotten as he took it into the 11th before losing the no-hitter and the game.), Phil Niekro of Mohawk Trail, Rick Reuschel of UConn, Kurt Kepshire of Rainier, and Tom Browning of Kentucky. Given the odds of a no-hitter occurring, we shouldn't have any next season.

We lost quite a few managers this season. Every loss hurt, but the new managers that we gained were all fine people. Managers who left this season were: Gerry Klug of Westfield who built his team into the Divisional Champion, and may return (hopefully) in the future, Lowell Baumunk of Denver, and three charter managers: Mike Moore of Uconn, Tim Muledy of Addison, and Dick

Gorney of Harbor Beach. Mike inherited either the worst or second-worst TML team just into our first season and the rest is history. If you look further in this book at the career managerial records, Mike Moore's name appears almost at the very top of the list. He's at the top of the list as a person also. I met Tim 6 years ago in Chicago and really enjoyed the experience. I've never met Dick, but have been in leagues with him for the past 10 years. All were exceptional TML'ers. All were fair, honest, and will be missed by all who came in contact with them.

Expansion became less of an issue, in fact it's not an issue due to the need to replace so many managers. We are lucky in that we were able to draw 5 solid names off of the Associate list. Logically, we are in need of good associates. Admittedly, they may have to wait a year or so to get into the League, but patience is always rewarded in the TML.

The Free Agent weekend was impaired by a shot of bad weather and balanced by record attendance. It was a weekend to tell stories with not too many all-nighters. I missed Cohoes to Loudonville. Although the weekend was a quiet one, it was soothing to see my old friends again.

Now comes my annual tribute to our TML long ball hitters:

7 YEARS: Dallas Adams, Mike Landin, Tim Muledy, Dick Gorney, John Gatto, Glenn Bailey, Carl Carpenter, Bill Parks, Mike Mayko, Chris Lentine, Doug Zuchowski, Frank Lentine, Jim Schembari, Mike Moore, Chick Wade, Nite Mahan, Art Albanese, Dave Pittner, Bruce Clark, Rocky Hall, Rich Goldberg, Larry Alber, and Jim Pertierra.

6 YEARS: Bill Vincent, Les Fleming, Tim Ackley, and Mark Hetterich.

5 YEARS: Joe Steinmetz and Tom Kopp.

Lastly, I'd like to thank my fellow Co-Commissioner, Mike Landin, for another enjoyable year of daily conversations, new ideas and 10 years of friendship.

One last note... the Register will be here in '87, you can take that to the bank.

American


* 3 *



M H P

Cy Young

National



M H P

Cy Young

American Balloting

M V P	1	2	3	4	5	6	7	8	9	10	TOTAL
W. Boggs	8	3	4	2	1	0	1	0	0	0	187
Rickey Henderson	6	4	4	2	1	0	2	0	0	1	175
Raines	1	1	6	3	3	3	0	1	0	0	127
Darrell Evans	1	3	1	2	3	2	1	1	1	0	99
P. Guerrero	0	3	1	2	3	2	3	2	1	1	98
Brett	0	0	2	2	3	2	2	2	2	0	76
McGee	1	0	0	4	1	2	2	2	0	4	75
Gooden	2	3	1	0	0	0	0	0	2	0	65
Dale Murphy	1	0	0	1	0	1	0	3	0	3	37
M. Schmidt	0	1	0	1	1	0	0	1	4	2	35
E. Murray	0	0	1	0	0	1	3	1	1	0	30
Gedean	0	1	0	0	2	0	0	0	2	0	25
Mattingly	0	0	0	1	1	1	0	0	0	1	19
Petry	0	0	0	0	0	3	0	0	0	1	16
K. Hernandez	0	0	0	0	0	2	1	0	0	1	15
Whitaker	0	0	0	0	0	0	2	1	1	0	13
Hrbek	0	1	0	0	0	0	0	0	0	0	9
Gibson	0	0	0	0	0	0	1	1	1	0	9
Barfield	0	0	0	0	0	1	0	1	0	0	8
Herr	0	0	0	0	0	0	1	1	0	0	7
Stieb	0	0	0	0	0	0	0	2	0	0	6
Coleman	0	0	0	0	1	0	0	0	0	0	6
Baines	0	0	0	0	0	0	1	0	0	0	4
Rice	0	0	0	0	0	0	0	0	2	0	4
Sandberg	0	0	0	0	0	0	0	1	0	1	4
Garrelts	0	0	0	0	0	0	0	0	0	3	3
Presley	0	0	0	0	0	0	0	0	1	0	2
Ripken	0	0	0	0	0	0	0	0	1	0	2
Wallach	0	0	0	0	0	0	0	0	1	0	2
Gwynn	0	0	0	0	0	0	0	0	0	2	2

CY YOUNG	1	2	3	TOTAL
Gooden	20	0	0	100
Petry	0	14	1	43
Stieb	0	3	6	15
Tudor	0	1	3	6
Garrelts	0	1	3	6
Lahti	0	1	1	4
Scott	0	0	3	3
Mike Moore	0	0	2	2
Soto	0	0	1	1

Dwight Gooden of the New Jersey Pinestrippers became the first unanimous Cy Young winner in TML history by drawing all 20 1st place votes and a TML record 100 points!

Wade Boggs of the Pensacola Stingray was voted the American Association MVP by drawing 8 1st place votes and a total of 187 points.

M V P	1	2	3	4	5	6	7	8	9	10	TOTAL
P. Guerrero	12	2	4	0	0	0	1	0	0	0	210
McGee	4	3	2	1	1	1	3	1	0	0	128
Durham	3	1	1	5	0	1	0	2	0	2	104
Boggs	0	2	1	1	3	7	1	0	0	1	91
P. Bradley	0	2	4	2	2	1	0	0	3	1	88
Raines	0	1	1	2	3	0	2	0	2	2	63
Darrell Evans	0	2	0	4	0	1	1	1	2	1	63
Barfield	0	1	1	2	1	1	2	2	3	1	63
Tudor	0	1	3	1	2	1	0	0	0	0	57
Rickey Henderson	0	1	2	0	1	0	2	1	2	1	47
Mattingly	0	0	1	0	3	0	4	0	1	2	46
Gooden	1	1	0	0	1	0	0	1	0	0	31
Marshall	0	0	0	0	2	0	1	1	0	2	21
Strawberry	0	1	0	0	0	1	0	2	0	1	21
Schmidt	0	0	0	0	0	3	0	1	0	0	18
G. Carter	0	0	0	0	0	1	1	2	0	0	15
Butler	0	0	0	1	0	0	0	2	1	0	15
Presley	0	1	0	0	0	0	1	0	0	0	13
Valenzuela	0	0	0	1	0	0	0	1	0	1	11
Cooper	0	1	0	0	0	0	0	0	0	0	9
Ripken	0	0	0	0	1	0	0	1	0	0	9
Key	0	0	0	0	0	1	0	0	2	0	9
Sandberg	0	0	0	0	0	0	1	1	1	0	9
K. Gibson	0	0	0	0	0	1	0	0	0	0	5
Rice	0	0	0	0	0	0	0	1	0	0	3
Herr	0	0	0	0	0	0	0	0	1	0	2
Parker	0	0	0	0	0	0	0	0	1	0	2
Van Slyke	0	0	0	0	0	0	0	0	1	0	2
Brett	0	0	0	0	0	0	0	0	0	2	2
Morris	0	0	0	0	0	0	0	0	0	1	1
Moreland	0	0	0	0	0	0	0	0	0	1	1
Samuel	0	0	0	0	0	0	0	0	0	1	1

National Balloting

CY YOUNG	1	2	3	TOTAL
Tudor	11	7	0	76
Gooden	9	8	3	72
Key	0	2	9	15
Valenzuela	0	3	3	12
Morris	0	0	3	3
Dave Smith	0	0	1	1
Bedrosian	0	0	1	1

John Tudor of the Buffalo Meat was voted the National Association Cy Young by receiving 11 1st place votes and a total of 76 points.

Pedro Guerrero of the New York Woodchoppers received his 2nd career National Association MVP in drawing 12 1st place votes and a total of 210 points. This marks the 4th straight year that the National MVP has come from the New York squad!



American Association

★ TML Record
 ☆ American Record

BATTING LEADERS
 (STAT INPUT BY MIKE LANDIN)
 THRU: SERIES 12

12/10/86

TOP 20 HITTERS (400 OR MORE AT BATS)

1. BOGGS	(PENSACOLA)	.389
2. R. HENDERSON	(TOLEDO)	.387
3. RAINES	(COLONIE)	.354
4. McGEE	(ROCKFORD)	.346
5. BRETT	(SHERLOCK)	.328
6. K. HERNANDEZ	(SIR JEFFERY)	.326
7. P. GUERRERO	(ADDISON)	.325
8. BENIQUEZ	(CHICAGO)	.322
9. GEDMAN	(COLDWATER)	.319
10. RICE	(CHICAGO)	.318

11. PUCKETT	(PENSACOLA)	.317
12. MARSHALL	(TOLEDO)	.316
13. BUTLER	(WAKEFIELD)	.315
14. GWYNN	(HARBOR BEACH)	.313
15. WHITAKER	(L&M LIBRAE)	.313
16. BAINES	(COLONIE)	.312
17. HERR	(PHILADELPHIA)	.310
18. LACY	(BANFF)	.306
19. GRIFFEY	(ROCKFORD)	.305
20. BUCKNER	(BANFF)	.304

DOUBLES

BOGGS	(PS)	52
MATTINGLY	(PA)	50
HERR	(PA)	43
G. WILSON	(CF)	43
RAINES	(CF)	42
G. WALKER	(TT)	41
WALLACH	(RO)	38
MORELAND	(PS)	38
K. GIBSON	(SC)	38
PRESLEY	(NJ)	37

TRIPLES

W. WILSON	(HD)	22
McGEE	(RO)	19
GLADDEN	(TT)	17
RAINES	(CF)	17
COLEMAN	(SK)	16
C. COOPER	(CB)	14
SAMUEL	(CF)	13
WIGGINS	(SR)	12
BUTLER	(WS)	12
P. BRADLEY	(ZZ)	11

HOMERUNS

Dar. EVANS	(NJ)	48
M. SCHMIDT	(WS)	42
P. GUERRERO	(AA)	42
K. GIBSON	(SC)	37
BARFIELD	(CL)	37
FISK	(HB)	37
BRETT	(SC)	36
D. PARKER	(CB)	36
Ed MURRAY	(DF)	34
PRESLEY	(NJ)	34

RUNS BATTED IN

Dar. EVANS	(NJ)	146
M. SCHMIDT	(WS)	128
Dale MURPHY	(LM)	123
BAINES	(CF)	121
HRBEK	(PS)	120
BRETT	(SC)	120
MATTINGLY	(PA)	120
P. GUERRERO	(AA)	115
PRESLEY	(NJ)	111
FISK	(HB)	108

RUNS

BOGGS	(PS)	145
RAINES	(CF)	138
R. HENDERSON	(TT)	133
SANDBERG	(AA)	129
K. GIBSON	(SC)	120
BUTLER	(WS)	114
Dar. EVANS	(NJ)	110
RIPKEN	(LM)	108
WHITAKER	(LM)	107
COLEMAN	(SK)	106

HITS

BOGGS	(PS)	254
McGEE	(RO)	227
RAINES	(CF)	220
BAINES	(CF)	215
BUTLER	(WS)	215
GWYNN	(HB)	208
BUCKNER	(BF)	207
K. HERNANDEZ	(SK)	200
T. FERNANDEZ	(HD)	195
PUCKETT	(PS)	194

SLUGGING

P. GUERRERO	(AA)	.625
R. HENDERSON	(TT)	.593
BRETT	(SC)	.587
Dar. EVANS	(NJ)	.546
RAINES	(CF)	.543
MARSHALL	(TT)	.535
K. GIBSON	(SC)	.531
BOGGS	(PS)	.528
GEDMAN	(CL)	.528
ESASKY	(TT)	.526

RUNS CREATED *

R. HENDERSON	(TT)	179
RAINES	(CF)	167
BOGGS	(PS)	166
BRETT	(SC)	137
P. GUERRERO	(AA)	134
McGEE	(RO)	121
Dar. EVANS	(NJ)	119
WHITAKER	(LM)	117
Dale MURPHY	(LM)	115
K. GIBSON	(SC)	114

STOLEN BASES

COLEMAN	(SK)	138
R. HENDERSON	(TT)	116
RAINES	(CF)	95
BUTLER	(WS)	63
SANDBERG	(AA)	62
LOPES	(BF)	61
Oz SMITH	(SK)	51
McGEE	(RO)	49
Lon SMITH	(RO)	46
W. WILSON	(HD)	42

WALKS

R. HENDERSON	(TT)	132
BOGGS	(PS)	112
M. SCHMIDT	(WS)	110
C. MARTINEZ	(ZZ)	102
DOWNING	(NJ)	98
RAINES	(CF)	97
Dw. EVANS	(PA)	93
Dw. MURPHY	(CF)	90
Alvin DAVIS	(HD)	89
Dar. EVANS	(NJ)	85

ON-BASE PCT.

R. HENDERSON	(TT)	.517
BOGGS	(PS)	.478
RAINES	(CF)	.441
P. GUERRERO	(AA)	.420
BRETT	(SC)	.398
K. HERNANDEZ	(SK)	.397
WHITAKER	(LM)	.394
FLANNERY	(PS)	.394
HERR	(PA)	.387
McGEE	(RO)	.386

GAME WINNING RBI

M. SCHMIDT	(WS)	25
Ed MURRAY	(DF)	22
Dar. EVANS	(NJ)	19
Dale MURPHY	(LM)	18
MATTINGLY	(PA)	18
Gary CARTER	(DF)	17
BUCKNER	(BF)	17
BASS	(HB)	16
MANY TIED WITH		15
MANY TIED WITH		15



American Association

★ TML Record
✠ Tied TML Record
○ American Record

PITCHING LEADERS
(STAT INPUT BY MIKE LANDIN)
THRU: SERIES 12

12/10/86

TOP 20 PITCHERS (160 OR MORE INNINGS)

1. GOODEN	(NEW JERSEY)	1.45 ★
2. Bob WELCH	(PHILADELPHIA)	2.59
3. HERSHISER	(CHICAGO)	2.91
4. STIEB	(HARBOR BEACH)	2.96
5. HESKETH	(NEW JERSEY)	3.00
6. PETRY	(COLDWATER)	3.08
7. SOTO	(HUDSON)	3.08
8. SABERHAGEN	(NEW JERSEY)	3.15
9. TUDOR	(WAKEFIELD)	3.16
10. ECKERSLEY	(DARKFYRE)	3.27
11. Danny COX	(SIR JEFFERY)	3.31
12. TROUT	(ADDISON)	3.38
13. RYAN	(COLONIE)	3.38
14. HOUGH	(ADDISON)	3.40
15. LEIBRANDT	(WAKEFIELD)	3.41
16. REUSS	(CHICAGO)	3.42
17. Mike SCOTT	(DARKFYRE)	3.43
18. D.ALEXANDER	(CHICAGO)	3.45
19. ANDUJAR	(SALT RIVER)	3.46
20. SEAVER	(PENSACOLA)	3.51

GAMES

RIGHETTI	(CF)	73
GARRELTS	(ZZ)	71
BURKE	(CB)	70
Mark DAVIS	(CF)	69
Bob JAMES	(SC)	68
CAUDILL	(CF)	68
QUISENBERRY	(LM)	65
POWER	(ZZ)	64
RUCKER	(TT)	64
Lee SMITH	(AA)	64

COMPLETE GAMES

GOODEN	(NJ)	29
SOTO	(HD)	23
STIEB	(HB)	20
GUIDRY	(PS)	19
VALENZUELA	(TT)	18
TUDOR	(WS)	18
PETRY	(CL)	18
MORRIS	(LM)	17
SEAVER	(PS)	16
MANY TIED WITH		15

VICTORIES

GOODEN	(NJ)	27 ✠
PETRY	(CL)	23
Mike SCOTT	(DF)	21
Mike MOORE	(CL)	21
BLACK	(DF)	20
GUIDRY	(PS)	20
TUDOR	(WS)	20
HOUGH	(AA)	20
STIEB	(HB)	20
MANY TIED WITH		19

LOSSES

Phil NIEKRO	(PG)	22
Storm DAVIS	(SC)	19
BROWNING	(PG)	19
COCANOWER	(AA)	19
OJEDA	(PG)	18
ANDUJAR	(SR)	18
K. GROSS	(ZZ)	18
SLATON	(RO)	17
DOTSON	(SC)	17
R. MAHLER	(AA)	17

INNINGS

GOODEN	(NJ)	304.3
TUDOR	(WS)	301.7
D.ALEXANDER	(CB)	297.7
SOTO	(HD)	295.3
STIEB	(HB)	294.7
BLYLEVEN	(DF)	282.7
MORRIS	(LM)	282.7
BROWNING	(PG)	282.3
R. MAHLER	(AA)	278.7
ANDUJAR	(SR)	278

SHUTOUTS

GOODEN	(NJ)	12
STIEB	(HB)	7
Mike MOORE	(CL)	6
SLATON	(RO)	5
SOTO	(HD)	5
Bryn SMITH	(PA)	4
Bob WELCH	(PA)	4
CLEMENS	(PA)	4
Danny COX	(SK)	4
TUDOR	(WS)	4

WALKS

COCANOWER	(AA)	171
MORRIS	(LM)	157
Storm DAVIS	(SC)	154
Phil NIEKRO	(PG)	149
BIELECKI	(ZZ)	144
SLATON	(RO)	127
SOTO	(HD)	123
RYAN	(CF)	121
DOTSON	(SC)	117
S.FERNANDEZ	(BF)	116

STRIKEOUTS

SOTO	(HD)	267
GOODEN	(NJ)	249
VALENZUELA	(TT)	227
TUDOR	(WS)	214
DARLING	(WS)	207
BLYLEVEN	(DF)	201
MORRIS	(LM)	198
GUIDRY	(PS)	195
RYAN	(CF)	194
S.FERNANDEZ	(BF)	193

PERCENTAGE (16 DECISIONS)

		W-L	PCT.
GOODEN	(NJ)	27- 6	.818
PETRY	(CL)	23- 7	.767
SANDERSON	(HB)	13- 4	.765
HOUGH	(AA)	20- 8	.714
NIPPER	(SK)	12- 5	.706
Bob WELCH	(PA)	14- 6	.700
TROUT	(AA)	12- 6	.667
Mike SCOTT	(DF)	21-11	.656
Mike MOORE	(CL)	21-11	.656
GUIDRY	(PS)	20-11	.645

RELIEF POINTS

		SV	RP
GARRELTS	(ZZ)	26	40
LAHTI	(DF)	30	36
QUISENBERRY	(LM)	30	33
Lee SMITH	(AA)	29	33
RIGHETTI	(CF)	25	32
Don MOORE	(SR)	23	31
G. HARRIS	(SK)	23	31
CARMAN	(WS)	20	27
OROSCO	(PS)	18	25
MANY TIED WITH		18	24

American Assoc. Team Stats

THRU: SERIES 12
(STAT INPUT BY MIKE LANDIN)

12/10/86

	TEAM BAT	PCT.	G	AB	R	H	RBI	2B	3B	HR	SLG.	BB	SO	E	SH	SF	SB	CS	DP
(PS)	PENSACOLA	.279	163	5718	837	1597	815	278	42	130	.411	618	856	124	21	53	67	25	105
(CB)	CHICAGO	.279	160	5554	702	1550	681	215	56	141	.414	448	765	141	22	48	107	40	114
(BF)	BANFF	.271	160	5600	667	1519	633	223	30	129	.391	475	851	113	47	36	157	54	140
(TT)	TOLEDO	.271	161	5677	730	1536	695	262	32	146	.405	601	1075	146	42	50	254	50	142
(DF)	DARKFYRE	.270	161	5557	783	1502	764	251	40	180	.427	620	838	123	22	47	117	40	142
(NJ)	NEW JERSEY	.270	160	5456	772	1471	743	227	31	205	.435	615	721	130	22	37	78	32	146
(CL)	COLDWATER	.269	160	5662	793	1521	762	220	44	171	.414	587	934	130	11	31	183	77	132
(PA)	PHILADELPHIA	.268	161	5506	736	1478	695	293	25	172	.424	518	775	99	14	57	79	32	106
(LM)	L&M LIBRAE	.268	163	5683	832	1523	790	278	34	207	.438	625	899	109	2	47	72	46	130
(CF)	COLONIE	.267	164	5769	729	1539	705	264	49	160	.413	594	1050	151	15	38	175	46	127
(RO)	ROCKFORD	.266	163	5701	771	1517	736	224	49	154	.404	566	847	142	37	43	176	96	146
(HB)	HARBOR BEACH	.265	163	5728	702	1518	666	236	36	154	.399	442	755	127	7	32	98	67	153
(SK)	SIR JEFFERY	.265	160	5614	709	1485	680	234	50	125	.391	499	797	119	16	38	246	57	141
(AA)	ADDISON	.263	160	5624	743	1477	702	209	23	179	.403	579	891	137	31	51	183	44	145
(HD)	HUDSON	.262	160	5703	657	1497	633	241	54	100	.376	513	935	129	8	44	113	39	149
(WS)	WAKEFIELD	.251	163	5563	700	1398	653	183	31	143	.372	650	828	189	26	45	173	86	102
(SR)	SALT RIVER	.250	160	5461	595	1367	573	206	57	142	.387	476	883	104	37	30	103	62	14
(SC)	SHERLOCK	.250	160	5537	729	1386	702	239	40	215	.424	511	976	133	12	34	161	38	156
(ZZ)	ZAGAZIG	.246	160	5362	583	1317	560	226	32	135	.375	473	876	155	64	22	118	45	156
(PG)	PACIFIC	.244	160	5423	537	1322	515	187	36	119	.357	434	750	122	49	46	92	52	146
		.264		111898		29520		4696		3107		10844		2623		829		1028	

14307

13683

791

.403

17302

505

2752

2721

	TEAM PIT	ERA.	GS	GR	CG	Sh	IP	H	R	ER	HR	BB	SO	SV	RP
(NJ)	NEW JERSEY	3.44	160	176	58	22	1425.7	1299	601	545	137	460	923	30	45
(CB)	CHICAGO	3.62	160	204	41	9	1432.7	1412	632	576	161	358	864	30	50
(DF)	DARKFYRE	3.63	161	240	36	12	1436.3	1430	631	580	118	446	970	38	50
(PA)	PHILADELPHIA	3.71	161	174	47	20	1429.3	1418	629	589	161	402	765	31	43
(HB)	HARBOR BEACH	3.74	163	209	37	13	1471.3	1392	663	611	154	564	803	36	56
(CL)	COLDWATER	3.74	160	208	45	8	1458	1539	672	606	124	543	788	39	52
(CF)	COLONIE	3.79	164	295	18	7	1480.3	1447	713	623	148	601	1042	46	73
(PS)	PENSACOLA	3.87	163	192	55	10	1466.7	1451	684	631	176	393	983	37	53
(LM)	L&M LIBRAE	3.92	163	181	53	13	1455.7	1397	680	634	161	554	868	39	57
(SR)	SALT RIVER	3.93	160	323	23	10	1427.7	1425	679	623	158	547	694	35	52
(SK)	SIR JEFFERY	4.00	160	193	38	8	1450.3	1430	710	645	193	502	749	27	47
(WS)	WAKEFIELD	4.09	163	187	55	11	1460.7	1586	749	664	143	499	880	30	49
(RO)	ROCKFORD	4.14	163	242	38	7	1481.7	1501	753	682	136	700	879	40	65
(HD)	HUDSON	4.18	160	220	53	9	1454.3	1460	746	675	177	655	927	26	40
(AA)	ADDISON	4.19	160	249	33	4	1449	1565	735	674	134	631	732	33	55
(ZZ)	ZAGAZIG	4.22	160	318	19	6	1416.7	1402	751	665	154	673	874	37	63
(BF)	BANFF	4.60	160	240	32	14	1440.3	1582	785	736	162	553	846	34	45
(TT)	TOLEDO	4.63	161	311	29	3	1444.7	1583	824	744	177	525	1139	29	45
(PG)	PACIFIC	4.69	160	278	28	7	1426	1563	810	743	198	557	753	23	4
(SC)	SHERLOCK	4.95	160	318	8	2	1418	1638	860	780	135	681	823	33	4
		4.05		4758		195		29520		13026		10844		673	

746

28925.3

14307

3107

17302

1021

EXTRA-INNING GAMES

1-RUN GAMES

WERE SHUTOUT

WINNING (LOSING) STREAKS

WAKEFIELD	13- 4	.765
HARBOR BEACH	12- 5	.706
L&M LIBRAE	9- 4	.692
CHICAGO	13- 7	.650
SALT RIVER	11- 8	.579
NEW JERSEY	5- 4	.556
ZAGAZIG	7- 6	.538
ADDISON	9- 8	.529
PENSACOLA	11- 10	.524
HUDSON	11- 11	.500
SHERLOCK	5- 5	.500
SIR JEFFERY	9- 10	.474
ROCKFORD	9- 11	.450
COLONIE	8- 10	.444
DARKFYRE	6- 8	.429
PHILADELPHIA	5- 7	.417
COLDWATER	7- 10	.412
BANFF	6- 12	.333
TOLEDO	7- 16	.304
PACIFIC	3- 10	.231

166-166

HARBOR BEACH	31- 19	.620
ROCKFORD	31- 19	.620
SIR JEFFERY	26- 16	.619
WAKEFIELD	33- 23	.603
COLDWATER	28- 19	.596
NEW JERSEY	24- 18	.571
COLONIE	26- 22	.542
SALT RIVER	28- 24	.538
DARKFYRE	23- 20	.535
PENSACOLA	27- 25	.519
PHILADELPHIA	16- 16	.500
ZAGAZIG	22- 23	.489
BANFF	23- 28	.451
L&M LIBRAE	23- 28	.451
HUDSON	23- 30	.434
ADDISON	22- 30	.423
CHICAGO	26- 37	.413
SHERLOCK	17- 26	.395
TOLEDO	19- 32	.373
PACIFIC	20- 35	.364

490-490

ZAGAZIG	16
PACIFIC	14
PENSACOLA	12
SALT RIVER	12
SIR JEFFERY	12
NEW JERSEY	11
WAKEFIELD	11
ADDISON	10
BANFF	10
HUDSON	10
PHILADELPHIA	10
ROCKFORD	10
CHICAGO	9
COLDWATER	8
SHERLOCK	8
COLONIE	7
TOLEDO	7
DARKFYRE	6
HARBOR BEACH	6
L&M LIBRAE	6

195

NEW JERSEY	11 (8)
COLDWATER	10 (6)
DARKFYRE	9 (5)
PENSACOLA	9 (6)
ZAGAZIG	9 (5)
PHILADELPHIA	8 (4)
SIR JEFFERY	8 (6)
ADDISON	7 (11)
BANFF	7 (5)
COLONIE	7 (6)
ROCKFORD	7 (6)
HARBOR BEACH	6 (5)
L&M LIBRAE	6 (5)
SALT RIVER	6 (7)
TOLEDO	6 (8)
WAKEFIELD	6 (4)
CHICAGO	5 (4)
HUDSON	5 (8)
PACIFIC	5 (11)
SHERLOCK	4 (8)

11 (11)

American

* 11 *



VINCE COLEMAN


1986 ROOKIE PLAYER OF YEAR
 .294 RBI-47 R-106 H-185
 2B-19 3B-16 SB-138 RC-96



SCOTT GARRELTS

1986 ROOKIE PITCHER OF YEAR
 14-8-26-40 2.72
 GR-71 IP-96 H-78 SO-93

National



ODDIBE McDOWELL

1986 ROOKIE PLAYER OF YEAR
 .279 RBI-70 R-88 H-139
 2B-28 HR-22 SB-34 RC-88



TEDDY HIGUERA

1986 ROOKIE PITCHER OF YEAR
 18-5 3.01
 CG-6 IP-191" H-166 SO-118

AMERICAN

1986 FINAL STANDINGS

Western

KOUFAX				MUSIAL			
	W - L	PCT.	GB		W - L	PCT.	GB
PENSACOLA	94- 69	.577	--	DARKFYRE	99- 61	.619	--
L&M LIBRAE	93- 70	.571	1	NEW JERSEY	98- 62	.613	1
PHILADELPHIA	90- 70	.563	2½	SIR JEFFERY	81- 79	.506	18
SHERLOCK	63- 97	.394	29½	SALT RIVER	75- 85	.469	24
PACIFIC	45-115	.281	47½	ZAGAZIG	68- 92	.425	31

Global

MAYS				BANKS			
	W - L	PCT.	GB		W - L	PCT.	GB
COLDWATER	94- 66	.588	--	HARBOR BEACH	88- 72	.550	--
WAKEFIELD	85- 78	.522	10½	ROCKFORD	86- 77	.528	3½
COLONIE	83- 77	.519	11	CHICAGO	83- 77	.519	5
HUDSON	67- 93	.419	27	ADDISON	80- 80	.500	8
TOLEDO	62- 98	.388	32	BANFF	72- 88	.450	16

1986 American Playoff Results

PENSACOLA defeated L&M LIBRAE 2 Games to 1 to win the Koufax Division Crown
 ROCKFORD defeated WAKEFIELD 2 Games to 1 to gain the Global Wild Card Berth

NEW JERSEY defeated PENSACOLA 4 Games to 3 to win the Western Wild Card Playoff
 ROCKFORD defeated HARBOR BEACH 4 Games to 3 to win the Global Wild Card Playoff
 NEW JERSEY defeated DARKFYRE 4 Games to 3 to win the Western Conference Title
 COLDWATER defeated ROCKFORD 4 Games to 1 to win the Global Conference Title
 COLDATER defeated NEW JERSEY 4 Games to 1 to win the American Association Pennant

American '86- A Review

* 13 *

by Tom Kopp

Sporting one of the most exciting finishes in TML history, the American Association (AA) had quite a season in TML VII. Two division titles and one wild-card spot weren't decided until after the season was over! TML VII did however, see an end to our three year reign as having the TML champion, since in the finals Coldwater lost in 5. Nevertheless it was an exciting season, so let's get on with the season in review.

Larry Rumsey's Coldwater Lakers became the new AA champion, downing Rockford and New Jersey each in 5 games. The Lakers won their division by the largest margin of the four division winners, 9 games, and achieved the best record in the conference. It was also Coldwater's first trip to post-season play. Two twenty game winners (Petry and Moore) led the staff, while the Lakers balanced offense led the conference in runs scored. Coldwater had only two players among any batting leaders, Gedman in batting average (9th) and Barfield in home runs (5th). By the way, the Lakers finished last the year before.

Wakefield (along with Chicago) tied for most frustrating season. The Cardinals needed to win only one(!) of their last four games to make the playoffs, and couldn't do it. Despite Tudor's 20 wins, the pitching was disappointing. The Cards low batting average was compensated somewhat by leading the league in walks. Colonie also fell just short, an event which led to their manager entering the Hall of Biff (joining someone very close to me). The Flames deep bullpen led the league in saves and relief points, but the offense needed more than just Tim Raines. Raines was among the top ten in batting average, doubles, triples, runs, hits, slugging, stolen bases, walks, on-base, and runs created (whew!). Hudson finished fourth for the second year in a row. The lack of a .300 hitter and a stopper were just part of another tough year. Willie Wilson's 22 triples tied for second on the all-time AA list. After ruling the Mays for three years, Toledo sank to the bottom. Rickey Henderson provided plenty of excitement though, leading the league in walks, on-base (.517 setting a TML record), and runs created. Toledo's 254 stolen bases also set a new AA mark.

After a tight three team race through series 10, Dick Gorney's Harbor Beach Hurons pulled away to win the Banks. Stieb's 20 wins led a solid rotation, while both Niedenfuer and Cliburn accumulated over 20 saves. Defense also helped the Hurons, leading the conference in turning double plays. Statistically Rockford had no business making the playoffs, but did anyway. McGee (.346) stood out on offense, but it was the Radar's depth which provided the edge. By series five 16 different players had game-winning hits, and 8 different pitchers had saves. Curiously, the Radar set a TML record in walks allowed (700). It was also Rockford's first trip to the playoffs. By the way, the OFFICIAL number of times I was eliminated was 30 (for details on this irrelevant stat, see Eric Rogers).

Chicago joined Wakefield for the frustration prize, as a .500 mark in series 12 would have put the Bruins in the playoffs. Chicago was 2nd in the league in batting average, and second in the league in ERA, but still missed out. The Bruins were however, 18th in walks and undoubtedly first in GIDP's, which probably resulted in their third place finish. Addison fell to fourth after 2 years at the top. Hough won 20 while Lee Smith's 33 relief points led the division. Guerrero (42 HR's, 115 RBI's, .325) had his best season for the Arrows. Banff limped home in the cellar, the only ballclub in the division to finish below .500. The worst pitching in the division was too much for the Biffs respectable offense to overcome. Viola had 19 wins with 4 starts to go, but couldn't get number 20. Banff played a critical role in determining the playoff spots, beating Colonie during the season and stunning Chicago in series 12.

The two best records in the AA were held in the Musial, as Mike Landin's Darkfyre Daemons survived a late surge by Rich Perrotti's wild card New Jersey Pinstripers. The Daemons boasted two 20-game winners (and one with 19 wins) and one of two AA pitchers to accumulate 30 saves. At the plate 5 players blasted in excess of 20 home runs. The combination led to the 4th best offense in runs scored and the 3rd best ERA. Although the Daemons had best record, they didn't win 100 games, and were eliminated by New Jersey in the playoffs. The Pinstripers missed the divisional title by one game, but did have the second best record in the league. Again, power and pitching led the way. Gooden led a phenomenal staff which topped the league in ERA, while on offense 6 players hit 22 or more home runs. Gooden set AA all-time records in ERA, wins, shutouts, and complete games.

Sir Jeffrey finished above .500, but ended the season well behind the top two teams. The Silver Knights offense keyed on the stolen base, with Coleman's 138 steals missing the league record by 7. Cox just missed 20 wins. Salt River dropped from its familiar second place perch, finishing fourth. It was the first time in 3 years the Stompers did not lead the league in ERA. Zagazig ended the season in the cellar for the third consecutive year (and my guess is also the last, for a while anyway). The Zilches did led the league in their traditional stat however, collecting 64 successful bunts. Garrelts 40 relief points figured in almost 60% of Zagazig's wins.

The Koufax also sported a three team race, with Mark Hetterich's Pensacola Stingray pulling out the division by one game. The Stingray boasted the best team batting average in the league, led by Boggs at .389. Not only did Boggs win the batting crown, but he also set an AA record for hits with 254. The staff was balanced, with three pitchers winning 18 or more games. Pensacola scored more runs than any other team in the league.

L&M continued its offensive display, with the second best attack in the league. Unfortunately for the Librae, this year it wasn't enough. Six players cracked 21 or more homers, and three players scored over 100 runs. Quisenberry's 30 saves tied for the league lead, but overall the pitching was not quite good enough. Philadelphia had their best season ever, but 90 wins was good for only 3rd in the division. The Blue Jays led the league in doubles, with Mattingly (50) and Herr (43) 2nd and 3rd in the league respectively. Philadelphia had a number of "big names" in their lineup, but the offense was somewhat disappointing. After making the playoffs last year, Sherlock barely avoided 100 losses. McCaskill (1-15, 7.09) had to have one of the worst years in TML history. The C's staff was dead last in ERA, and a league leading 215 team home runs couldn't bail out the struggling rotation. With the strong offenses in the division, Pacific was in for a long year. Having the worst offense in the league didn't help. On top of that, the Goldeyes led the league in home runs allowed. Browning alone gave up a whopping 51 taters. I wonder if he has a sprained neck.

The future continues to look exciting for the AA. In the Koufax L&M's offense may be the best ever, but Philadelphia looks good. Darkfyre and Zagazig will fight in the Musial, which should see the lowest winning percentage for a division winner. Colonie holds the edge in the Mays, but don't count out Wakefield. Finally, another three team race (Baskerville, Rockford, and Chicago) is setting up in the Banks.

This is my last article for the American Game. I am staying in the league, but am moving to Omaha in the summer. It's easier for everyone if I turn it over to Mike Short. I've enjoyed writing this the past four years, and look forward to meeting more league members in the future. Good luck Mike! And, good luck to all in TML VIII.

ADDISON Arrows

* 15 *

1987 MANAGER CHANGE

Manager: Tim Muledy (Denise)
Age: 37 Occupation: Mailman

Brandon Rose

Biographical Sketch

I am now in my fourteenth year with the Postal Service. We had an eventful year, moving into a new house and then welcoming our second child (future Cub, Matthew). To go along with our daughter Amanda, age 5.

TEAM MVP: Guerrero

Most Unexp. Perf: (none)

The Season Story

The Arrows got off to a pretty fast start, but as expected, a lack of good start-singly, it was the home record (34-46) that really brought about their downfall. If Addison could have matched their road record (46-34) in their own park, they would have won the division title going away. Individually, Guerrero and Sandberg were outstanding. Guerrero's 42 HRs tied him for 2nd in the League, while his .625 slugging pct. was tops. Hough knuckled his way to a 20-win season. Lee Smith remained one of the top relievers in the TML.

AB	PLAYER	PCT.	G	GU	AB	R	H	RB1	2B	3B	HR	TB	SLG.	BB	SO	E	SH	SF	SB	CS	WH	RC	OB-%
E	P. GUERRERO	.325	128	1	496	103	161	115	21	1	42	310	*.625	82	67	17	0	9	14	0	15	134	.420
	SANDBERG	.278	150	0	630	129	175	74	31	3	25	287	.456	62	103	15	0	5	62	8	9	106	.342
C	E. ROMERO	.177	89	60	220	18	39	11	7	1	0	48	.218	28	24	8	2	0	2	2	2	13	.270
	CEY	.211	131	15	492	54	104	71	18	1	26	202	.411	52	115	10	0	3	1	1	6	58	.287
	Jose CRUZ	.302	137	5	590	92	178	59	24	2	15	251	.425	36	76	11	0	2	15	6	8	86	.342
E	DERNIER	.255	101	31	365	52	93	17	12	0	0	105	.288	33	40	9	11	0	35	4	1	38	.317
E	Chili DAVIS	.270	129	4	470	56	127	67	21	3	14	196	.417	64	74	8	0	9	14	4	6	71	.358
	Tony PENA	.252	146	3	556	51	140	45	16	0	7	177	.318	22	58	16	4	4	20	6	3	51	.280
D	Dusty BAKER	.280	106	48	375	49	105	68	13	4	15	171	.456	54	60	10	0	3	7	0	6	65	.371
	EASLER	.246	128	29	480	45	118	53	12	5	12	176	.367	44	103	0	0	8	0	0	6	54	.309
C	HOUSEHOLDER	.273	95	62	293	28	80	62	16	0	9	123	.420	28	57	1	1	0	0	3	6	40	.336
C	SPEIER	.229	86	64	236	21	54	20	8	0	3	71	.301	29	38	11	10	4	2	5	3	21	.313
B	BOSLEY	.307	80	73	199	31	61	31	2	2	10	97	.487	28	28	2	0	2	5	0	8	39	.392
C	MATUSZEK	.190	28	130	58	4	11	3	2	1	1	18	.310	7	12	3	1	1	1	1	0	5	.277
A	ORTIZ	.215	21	137	65	3	14	3	1	0	0	15	.231	3	13	3	0	0	1	0	0	4	.250
A	DeJESUS	.172	34	121	99	7	17	3	5	0	0	22	.222	7	23	5	2	1	4	4	0	5	.226

BAT TOTALS .263 160 5624 743 1477 702 209 23 179 2269 .403 579 891 137 31 51 183 44 79 769 .331

Def DP: 145

Pit Err: 8

RC Factor: 0.96

Proj W-L: .505

GS/GR	PITCHER	ERA	W	L	PCT.	SV	RP	GS	GR	CG	SH	IP	H	R	ER	HR	BB	SO	DP-%	BB/9	SO/9
39/0	R. MAHLER	3.88	16	17	.485	0	0	39	0	10	2	278.7	*.325	138	120	29	83	105	.291	2.7	3.4
34/0	HOUGH	3.40	20	8	.714	0	0	34	0	12	0	277.7	.278	114	105	21	106	167	.260	3.4	5.4
	COGANOMER	5.58	5	19	.208	0	0	38	1	9	1	253	.301	*170	157	26	*171	97	.295	6.1	3.5
24/0	TROUT	3.37	12	6	.667	0	0	24	0	1	0	160	.165	67	60	6	61	43	.266	3.4	2.4
	RHODEN	6.51	1	11	.083	0	0	15	0	0	0	95.3	.121	71	69	11	45	71	.308	4.2	6.7
0/65	Lee SMITH	2.09	4	4	.500	29	33	0	64	0	0	73.3	.52	17	17	7	22	74	.199	2.7	9.1
0/61	ACKER	2.88	7	4	.636	3	10	0	57	0	0	68.7	.60	25	22	5	30	31	.235	3.9	4.1
0/59	GARBER	4.60	6	3	.667	0	6	0	44	0	0	62.7	.71	35	32	11	21	52	.285	3.0	7.5
0/46	FORSTER	3.28	2	3	.400	1	3	0	42	0	0	49.3	.50	18	18	5	16	27	.262	2.9	4.9
3/42	SORENSEN	2.92	2	2	.500	0	0	3	13	1	1	40	.46	15	13	3	9	13	.288	2.0	2.9
	Mike JONES	5.87	2	1	.667	0	2	0	24	0	0	38.3	.35	25	25	6	26	12	.243	6.1	2.8
7/2	M. MAHLER	6.00	3	2	.600	0	1	7	2	0	0	48	.53	35	32	4	38	36	.279	7.1	6.8
0/13	MADDEN	9.00	0	0	.000	0	0	0	2	0	0	4	.8	5	4	0	3	4	.413	6.8	9.0

PIT TOTALS 4.19 80 80 .500 33 55 160 249 33 4 1449 1565 735 674 134 631 732 .275 3.9 4.5

BANFF Biffs

* 16 *

Manager: Eric Rogers (Barbara)

Age: 28 Occupation: Grad. Student/Meteorology

Biographical Sketch

Born in Boston (please, no Bill Buckner jokes). I have been attending SUNY Albany for six years. I hope to get my PhD in Meteorology this year and get a job in the big, bad outside world. Hobbies: reading (history, science fiction), sports, softball, and driving Bob Weisman nuts.

TEAM MVP: Buckner

Most Unexp. Perf: Lopes

The Season Story

In spite of a terrible pitching staff, the Biffs were theoretically (but not morally) contending for the Banks title up until Series 9, when reality set in. Bill Buckner (104 RBIs) led a steady offense and Davey Lopes (.344, 61 SBs) went nuts on the basepaths in a part-time role. Pitching, however, was a problem. Viola won 19 games, but the bullpen was mediocre and Hooton/Stuper as starters were really awful, as expected. Moral of the season: No team with a shortstop named Rafael will go anywhere!

AB	PLAYER	PCT.	G	GU	AB	R	H	RBI	2B	3B	HR	TB	SLG.	BB	SO	E	SH	SF	SB	CS	WH	RC	OB-Z
	BUCKNER	.304	160	0	682	82	207	104	33	5	16	298	.437	17	72	7	1	10	19	2	17	98	.320
	BARRETT	.280	153	0	608	55	170	50	26	0	5	211	.347	62	57	13	13	1	8	8	3	72	.346
	SANTANA	.221	159	0	521	40	115	46	8	0	4	135	.259	17	40	25	*15	2	2	1	4	33	.245
E	SCHU	.277	136	5	481	57	133	56	18	3	11	190	.395	38	87	30	0	0	9	5	4	62	.329
C	LOPES	.334	85	69	299	68	100	48	15	0	14	157	.525	38	39	4	0	0	61	4	4	76	.409
	Nike DAVIS	.250	155	0	608	80	152	76	28	0	26	258	.424	49	116	7	0	2	24	15	7	77	.306
E	LACY	.306	129	0	457	49	140	36	20	4	4	180	.394	35	90	0	0	5	5	3	3	64	.356
D	SALAS	.288	120	40	399	45	115	45	12	7	13	180	.451	15	42	4	0	4	0	2	1	56	.314
D	Don HILL	.296	58	98	115	13	34	9	6	1	0	42	.365	3	18	1	12	1	2	1	1	13	.314
E	Reg JACKSON	.251	142	3	499	76	125	85	34	0	30	249	.499	76	*160	0	0	2	1	2	11	86	.350
C	DYKSTRA	.244	108	36	299	38	73	33	4	5	2	93	.311	49	32	2	2	2	20	5	4	35	.351
B	BRUMMER	.256	72	82	199	16	51	12	6	0	0	57	.286	19	52	2	0	0	2	5	0	17	.321
B	G. GROSS	.311	113	42	183	26	57	17	6	1	0	65	.355	41	13	0	1	3	4	1	2	29	.438
C	BOSTON	.222	30	128	54	6	12	2	4	0	0	16	.296	2	7	0	0	0	0	0	0	4	.250
A	PITTARO	.136	8	147	22	4	3	1	0	0	0	3	.136	5	4	6	1	0	0	0	0	1	.296
A	FLYNN	.161	60	98	31	0	5	2	0	1	0	7	.226	0	3	0	2	2	0	0	0	1	.161
B	Lynn JONES	.000	3	157	1	0	0	0	0	0	0	0	.000	0	0	0	0	0	0	0	0	0	.000
a	LINARES	.184	34	121	49	3	9	8	1	0	3	19	.388	0	10	0	0	2	0	0	4	3	.184
C	BUECHELE	.173	20	138	52	5	9	0	1	2	0	14	.269	3	6	0	0	0	0	0	0	3	.218
B	O. MORENO	.318	13	147	22	1	7	3	1	1	1	13	.591	1	1	0	0	0	0	0	0	5	.348
B	BANDO	.105	14	146	19	3	2	0	0	0	0	2	.105	5	2	1	0	0	0	0	0	1	.292

BAT TOTALS .271 160 5600 667 1519 633 223 30 129 2189 .391 475 851 113 47 36 157 54 65 727 .328

Def DP: 140

Pit Err: 11

RC Factor: 0.91

Proj W-LX: .419

GS/GR	PITCHER	ERA	M	L	PCT.	SV	RP	GS	GR	CS	SH	IP	H	R	ER	HR	BB	SO	OP-Z	BB/9	SO/9
	HOOTON	5.31	8	16	.333	0	0	27	5	3	2	176.3	208	106	104	26	49	87	.293	2.5	4.4
36/ 0	VIOLA	4.43	19	12	.613	0	0	36	0	12	3	260.3	304	140	128	31	74	143	.291	2.6	4.9
	STUPER	6.03	7	16	.304	0	0	32	9	1	0	200	261	146	134	21	76	66	.314	3.4	3.0
26/ 4	COMLEY	3.95	13	8	.619	0	1	26	4	7	3	202.7	177	92	89	26	97	123	.235	4.3	5.5
26/ 0	S.FERNANDEZ	3.51	11	10	.524	0	0	26	0	8	3	200	171	82	78	18	116	193	.231	5.2	*8.7
4 /47	D. SCHMIDT	3.91	1	5	.167	15	16	1	50	0	0	73.7	73	34	32	9	26	45	.258	3.2	5.5
1 /43	S. CRAWFORD	3.42	3	10	.231	10	13	0	44	0	0	50	60	20	19	4	18	33	.296	3.2	5.9
3 /48	BORDI	3.48	3	4	.429	4	7	0	51	0	0	75	86	34	29	3	15	46	.287	1.8	5.5
8 /18	PRICE	4.14	4	7	.364	3	4	8	18	1	0	78.3	66	37	36	10	35	65	.228	4.0	7.5
4 /30	ROZENA	5.17	3	0	1.000	2	4	4	30	0	0	71.3	96	42	41	9	19	31	.321	2.4	3.9
	TANNER	8.40	0	0	.000	0	0	0	23	0	0	45	70	48	42	4	25	11	.353	5.0	2.2
	MOJNA	4.70	0	0	.000	0	0	0	6	0	0	7.7	10	4	4	1	3	3	.314	3.5	3.5

PIT TOTALS 4.60 72 88 .450 34 45 160 240 32 14 1440.3 1582 785 736 162 553 846 .278 3.5 5.3

CHICAGO Bruins

* 17 *

Manager: John Gatto (Sylvia)

Age: 59 Occupation: Real Estate Agent

Biographical Sketch

Same as last year, except we now have six grandchildren. Had to drop book writing for the time being, due to pressures of real estate (it was a big year) and mail leagues. I'm also back in my old quartet after a 4-year absence, once again traveling about the country about 20 weekends during the year from N.Y. to Arizona this past year. Is Jamestown, NY near the birthplace of TML? (Ed. note: No.)

TEAM MVP: Rice

Most Unexp. Perf: Reuschel

The Season Story

A disappointing season for the Bruins, who led the Association in both hitting and pitching right into the last series of the year, only to lose 5 of 8 at home, and 6 of 8 at Banff, thereby missing the Wild Card by only 1 game! Besides the latter choke job, at least part of the blame must be laid on poor managing and the failure of Reuschel (Real Life ERA: 2.27) and Burke (R.L. ERA: 2.39), who achieved 4.02 and 4.54 ERAs, respectively, over the season. This is an old team which had its last big fling, so it's time to regroup if we're ever going to beat Colonie, which now holds a TML lifetime record of 57 wins, 32 losses versus the Bruins, who are .521 overall. So, it's back to the drawing board.

AB	PLAYER	PCT.	G	GU	AB	R	H	RBI	2B	3B	HR	TB	SLG.	BB	SO	E	SH	SF	SB	CS	WH	RC	OB-Z
	C. COOPER	.297	150	0	585	69	174	71	32	14	10	264	.451	33	68	15	0	6	7	3	8	88	.335
	OESTER	.288	155	3	566	61	163	51	30	5	4	215	.380	37	67	10	6	6	5	1	7	72	.332
	A. GRIFFIN	.274	160	0	547	53	150	57	19	10	2	195	.356	8	51	42	1	7	15	3	6	57	.285
D	MULLINIKS	.259	116	44	398	42	103	41	19	2	6	144	.362	53	71	15	2	4	0	1	4	49	.346
	RICE	.318	138	0	532	90	169	90	17	1	29	275	.517	46	72	15	0	8	6	0	12	104	.372
E	BENIQUEZ	.322	131	21	460	58	148	52	14	3	9	195	.424	37	55	2	3	3	5	4	4	72	.372
	D. PARKER	.255	159	0	674	88	172	100	24	5	36	314	.466	30	97	6	0	1	5	6	14	88	.287
D	SUNDBERG	.265	122	23	378	45	100	54	8	3	15	159	.421	28	62	6	4	4	2	1	5	50	.315
B	R. ROENICKE	.249	73	72	189	35	47	11	14	1	0	63	.333	54	47	0	0	2	9	0	1	28	.416
C	DMYER	.238	90	62	277	31	66	46	4	3	9	103	.372	37	38	1	2	4	1	0	4	34	.328
D	M. WILSON	.278	101	35	371	57	103	34	11	9	7	153	.412	31	55	2	0	2	36	13	3	52	.333
	B. BELL	.226	70	90	186	23	42	15	12	0	2	60	.323	31	18	12	0	0	2	3	3	20	.336
B	BOCHY	.325	67	88	194	24	63	19	3	0	8	90	.464	11	37	6	1	0	2	3	3	32	.361
D	R. LAW	.257	43	113	101	16	26	11	6	0	2	38	.376	2	9	0	3	1	9	2	3	11	.272
B	PICCILOLO	.236	37	123	95	4	13	7	1	0	1	17	.309	0	13	2	0	0	3	0	1	4	.236
B	HAIRSTON	.268	41	118	41	6	11	2	1	0	1	15	.366	10	5	0	0	0	0	0	0	6	.412

BAT TOTALS .279 160 5554 702 1550 661 215 56 141 2300 .414 448 765 141 22 48 107 40 79 770 .333

Def DP: 114

Pit Err: 6

RC Factor: 0.91

Proj W-L: .552

GS/GR	PITCHER	ERA	M	L	PCT.	SV	RP	GS	GR	CS	SH	IP	H	R	ER	HR	BB	SO	OP-Z	BB/9	SO/9
36/0	D.ALEXANDER	3.45	17	13	.567	0	0	36	0	13	2	297.7	266	125	114	47	75	165	.239	2.3	5.0
34/2	HERSHISER	2.91	14	12	.538	1	1	34	2	9	3	266	226	101	86	20	54	191	.230	1.8	6.5
33/1	REUSS	3.42	16	10	.615	0	0	33	1	6	1	252.3	276	107	96	21	37	116	.277	1.3	4.1
26/5	R.REUSCHEL	4.02	12	11	.522	0	2	26	5	11	0	206	218	101	92	22	53	121	.271	2.3	5.3
26/12	HUDSON	4.48	5	7	.417	0	0	17	3	2	0	122.7	116	64	61	18	46	68	.249	3.4	5.0
0/78	BURKE	4.54	8	9	.471	10	18	0	70	0	0	75.3	76	40	38	14	30	49	.262	3.6	5.9
0/69	LAVELLE	3.64	0	2	.000	2	2	0	41	0	0	42	38	19	17	4	22	32	.241	4.7	6.9
0/57	DAYLEY	3.00	9	3	.750	15	24	0	54	0	0	51	59	17	17	2	9	41	.289	1.6	7.2
13/37	CANDELARIA	4.23	1	9	.100	0	0	13	7	0	0	89.3	101	43	42	9	17	68	.284	1.7	6.9
2/64	CAMP	3.08	1	0	1.000	2	3	0	20	0	0	26.3	30	11	9	2	13	11	.286	4.4	3.8
	SUTTER	6.75	0	0	.000	0	0	0	1	0	0	1.3	1	1	1	1	0	2	.208	0.0	13.5
	JOHN	10.12	0	1	.000	0	0	1	0	0	0	2.7	5	3	3	1	2	0	.397	6.8	0.0

PIT TOTALS 3.62 83 77 .519 30 50 160 204 41 9 1432.7 1412 632 576 161 358 864 .257 2.2 5.4

COLDWATER Lakers

* 18 *

Manager: Larry Runsey (Carolyn)

Age: 43 Occupation: Training Coordinator

AMERICAN ASSOCIATION CHAMPION

Biographical Sketch

I am 43 years old, married to Carolyn and have 3 children: Mary (17), Mark (13), and Scott (10). Love most types of sports. During the summer, I play tennis, softball and golf. During the winter, I love bowling and ice fishing. I work with mentally ill clients and really enjoy my work. Just happy to be alive and playing in the TML.

TEAM MVP: Gedman

Most Unexp. Perf: Gedman

The Season Story

Best season so far for Coldwater, finishing in 1st place in the Mays Division! Had a super season from my MVP Rich Gedman (.319, 22 HRs, 97 RBIs). Other top players were Barfield (37 HRs, 97 RBIs) and Horner (29 HRs, 88 RBIs). There were two 20-game winners in Petry (23, 3.08) and Moore (21, 3.68). Best relief pitcher was Fisher (23 SVs, 2.13).

AB	PLAYER	PCT.	G	GU	AB	R	H	RBI	2B	3B	HR	TB	SLG.	BB	SO	E	SH	SF	SB	CS	MH	RC	OB-Z
E	HORNER	.249	122	12	470	67	117	88	19	1	29	225	.479	51	52	10	0	3	2	1	9	72	.322
	BACKMAN	.276	140	2	573	75	158	71	17	3	2	187	.326	48	82	19	6	10	25	20	6	60	.332
	D. CONCEPCION	.280	133	25	460	54	129	50	22	1	4	165	.359	38	48	28	1	4	10	8	6	54	.335
E	C. BROWN	.240	114	9	417	55	100	44	16	2	11	153	.367	48	58	11	0	0	1	6	7	47	.318
	WARD	.280	151	0	640	93	179	53	21	8	15	261	.408	44	114	6	0	4	29	8	8	87	.326
E	PETTIS	.262	99	35	343	49	90	32	5	7	1	112	.327	42	92	2	3	2	38	12	3	41	.343
	BARFIELD	.267	153	0	600	103	160	97	20	7	37	305	.508	82	142	9	0	2	22	6	9	110	.355
E	GEDMAN	.319	138	11	477	60	152	97	22	6	22	252	.528	45	80	12	0	0	5	0	14	96	.377
	LEMON	.253	144	2	561	88	142	78	24	2	21	233	.415	62	96	0	0	2	0	2	12	76	.327
E	J. THOMPSON	.239	81	65	264	32	63	26	7	2	6	92	.348	49	34	3	0	1	0	0	3	33	.358
C	REDUS	.244	81	73	262	43	64	39	11	5	7	106	.405	35	59	0	0	2	41	11	4	38	.333
C	G. JORG	.339	69	90	257	36	87	44	18	0	8	129	.502	13	18	14	0	1	3	2	6	47	.370
C	ALMON	.258	69	83	209	30	54	24	16	0	8	94	.450	23	36	8	1	0	7	1	2	32	.332
B	BILARDELLO	.000	4	156	6	0	0	0	0	0	0	0	.000	0	1	0	0	0	0	0	0	0	.000
C	MANNING	.250	8	152	4	0	1	0	0	0	0	1	.250	0	0	0	0	0	0	0	0	0	.250
C	HENDRICK	.500	3	157	4	0	2	0	0	0	0	2	.500	0	0	0	0	0	0	0	0	1	.500
	<STAT ERROR>	0	0	0	0	0	-3	0	0	0	-1	0	0	0	4	0	0	0	0	0	0	0	0

BAT TOTALS .269 160 5662 793 1521 762 220 44 171 2342 .414 587 934 130 11 31 183 77 91 794 .337

Def DP: 132

Pit Err: 5

RC Factors: 0.99

Proj W-L: .582

GS/GR	PITCHER	ERA	M	L	PCT.	SV	RP	GS	GR	CS	Sh	IP	H	R	ER	HR	BB	SO	OP-Z	BB/9	SO/9
34/ 0	PETRY	3.08	23	7	.767	0	0	34	0	18	0	272	242	105	93	33	100	98	.238	3.3	3.2
34/ 1	MIKE MOORE	3.68	21	11	.656	0	0	34	0	15	6	268.7	307	120	110	16	82	171	.286	2.7	5.7
34/ 0	TERRELL	3.79	12	12	.500	0	0	31	0	5	2	218.7	228	100	92	15	93	148	.268	3.8	6.1
29/ 0	GULLICKSON	4.63	8	10	.444	0	0	28	0	1	0	186.7	262	106	96	6	41	58	.330	2.0	2.8
34/ 1	TIBBS	3.91	2	1	.667	0	0	4	0	0	0	25.3	24	17	11	3	19	12	.250	6.8	4.3
0 /55	B. FISHER	2.13	1	3	.250	22	23	0	50	0	0	63.3	48	17	15	4	23	58	.210	3.3	8.2
0 /56	HUME	3.77	3	1	.750	1	4	0	26	0	0	28.7	33	13	12	3	15	26	.288	4.7	8.2
0 /48	B. STANLEY	4.23	3	7	.300	6	9	0	36	0	0	44.7	39	24	21	9	15	34	.235	3.0	6.9
8 /40	SHIRLEY	3.93	6	4	.600	6	8	8	30	2	0	87	94	42	38	9	25	37	.275	2.6	3.8
37/ 0	BEDROSIAN	3.68	11	7	.611	0	0	21	3	4	0	156.3	146	69	64	8	100	95	.247	5.8	5.5
0 /39	EUFEMIA	4.61	3	0	1.000	0	3	0	19	0	0	27.3	29	14	14	3	7	18	.271	2.3	5.9
	CREEL	2.76	0	0	.000	1	1	0	21	0	0	45.7	40	17	14	3	12	17	.235	2.4	3.4
	HEATON	11.05	0	1	.000	0	0	0	4	0	0	7.3	14	9	9	3	1	3	.401	1.2	3.7
	D. STEWART	12.00	0	0	.000	0	0	0	2	0	0	3	5	6	4	3	1	3	.369	3.0	9.0
	<STAT ERROR>		0	0		0	0	0	0	0	0	0	0	0	0	0	0	-2			

PIT TOTALS 3.74 94 66 .588 39 52 160 208 45 8 1458 1539 672 606 124 543 788 .270 3.4 4.9

COLONIE Flames

* 19 *

Manager: Mike Short (Monica)

Age: 32 Occupation: Manager of D.P.

Biographical Sketch

An inductee in the "Hall of Biff," who set TML records for protests, protests upheld, protest games won. Biffing (though later erased by Tom Kopp, GM of "eliminated" Rockford) and complaining about dice rolls, I was a mild-mannered, normal human being until introduced to the TML. Now, I'm an obsessive baseball crazy in the Vin Scully mode, and am considering umpiring as a hobby. In the real world, I work and play with computers and fiddle (cello?) with music.

TEAM MVP: Raines

Most Unexp. Perfs: Dan Jackson

The Season Story

This year, the rookie Manager cost the team the playoffs. (I gotta think somewhere I cost the Flames one game!) The team played everyone tough, except Banff. Tim Raines had an MVP year in any other year (hopefully 1987). Nolan Ryan pitched way over his head while Jackson and Higuera pitched between their legs. It took me through Summer Stretch to learn how to use the bullpen, but once I did, they earned 73 relief points in 83 wins. Harold Baines quietly had a tremendous year as well, but no one could drive him in. Next year's edition will win 90+ games, just wait and see. I just hope Coldwater stumbles.

AB	PLAYER	PCT.	G	GU	AB	R	H	RBI	2B	3B	HR	TB	SLG.	BB	SO	E	SH	SF	SB	CS	MH	RC	OB-Z
	BALBONI	.256	114	50	367	47	94	65	15	1	25	186	.507	42	111	8	0	1	2	1	7	62	.333
	SAWUEL	.258	162	1	678	89	175	81	28	13	20	289	.426	47	157	14	1	5	39	12	10	90	.306
E	URIBE	.235	98	60	285	32	67	14	7	1	1	79	.277	17	33	16	2	0	6	0	2	23	.278
D	FLETCHER	.233	107	49	249	24	58	9	5	0	0	63	.253	29	46	15	1	0	0	4	0	19	.313
	RAINES	.354	153	0	622	138	220	66	42	17	14	338	.543	97	61	2	0	1	95	10	9	167	.441
	Dw. MURPHY	.260	154	0	597	97	155	83	29	2	25	263	.441	90	124	9	2	4	7	3	9	94	.357
	G. WILSON	.259	160	2	646	70	167	88	43	4	17	269	.416	35	131	5	0	8	5	4	15	79	.297
D	C. MOORE	.208	76	84	173	15	36	10	11	0	0	47	.272	11	24	7	6	0	1	0	1	12	.255
	BAINES	.312	162	0	689	67	215	121	28	5	20	313	.454	32	99	1	0	12	0	0	12	107	.343
E	BOCHTE	.239	115	47	351	30	84	35	6	1	6	110	.313	41	54	8	0	0	1	4	3	34	.319
C	D. PORTER	.209	120	20	301	37	63	37	17	3	12	122	.405	43	58	6	0	2	5	1	4	38	.308
B	YEAGER	.260	93	65	77	3	20	9	4	1	0	26	.338	3	17	2	1	1	0	0	0	7	.288
D	L. SALAZAR	.229	90	70	249	27	57	39	8	0	8	89	.357	11	46	11	0	4	10	4	5	23	.262
C	M. GROSS	.292	106	48	274	34	80	39	15	0	9	122	.445	68	59	27	0	0	4	3	2	53	.433
B	CONNALLY	.283	58	98	92	11	26	5	4	0	2	36	.391	19	19	2	1	0	0	0	0	15	.405
B	ZUVELLA	.188	52	106	101	7	19	2	2	1	0	23	.228	9	8	4	1	0	0	0	0	6	.255
B	A. SANCHEZ	.176	8	154	17	1	3	2	0	0	1	6	.353	0	3	0	0	0	0	0	0	1	.176
B	PETRALLI	.000	1	163	1	0	0	0	0	0	0	0	.000	0	0	0	0	0	0	0	0	0	.000

BAT TOTALS .267 164 5769 729 1539 705 264 49 160 2381 .413 594 1050 151 15 38 175 46 79 813 .335

Def DP: 127

Pit Err: 14

RC Factor: 0.89

Proj W-L: .511

GS/GR	PITCHER	ERA	W	L	PCT.	SV	RP	GS	GR	CG	SH	IP	H	R	ER	HR	BB	SO	OP-Z	BB/9	SO/9
33/ 0	SHOW	3.66	14	13	.519	0	0	36	0	6	0	256	251	119	104	35	74	138	.256	2.6	4.9
32/ 0	Dan JACKSON	5.18	5	16	.238	0	0	33	0	3	1	198	237	135	114	14	93	137	.296	4.2	6.2
35/ 0	RYAN	3.38	14	9	.609	0	0	31	3	1	1	213	179	94	80	19	121	194	.228	5.1	8.2
30/ 2	HIGUERA	5.33	11	15	.423	1	1	32	2	3	0	197.7	219	120	117	32	63	116	.280	2.9	5.3
34/ 2	BURNS	4.00	11	8	.579	0	1	22	6	4	1	150.7	142	78	67	21	59	130	.249	3.5	7.8
0 /74	RIGHETTI	2.62	7	4	.636	25	32	0	*73	0	0	96.3	82	29	28	5	32	86	.230	3.0	8.0
0 /67	CAUDILL	0.86	5	1	.833	14	19	0	68	0	0	73.3	50	9	7	2	22	52	.193	2.7	6.4
1 /76	Mark DAVIS	2.71	3	3	.500	1	4	1	68	0	0	103	90	43	31	8	43	92	.235	3.8	8.0
	McCLURE	5.46	1	0	1.000	1	2	0	18	0	0	29.7	45	19	18	2	21	23	.348	6.4	7.0
0 /26	Von OHLEN	2.89	8	2	.800	2	10	0	27	0	0	62.3	60	20	20	5	26	16	.253	3.8	2.3
16/ 6	D. RASMUSSEN	3.21	1	5	.167	2	2	6	11	1	0	56	52	24	20	1	33	38	.246	5.3	6.1
3/20	LANGFORD	3.45	3	1	.750	0	2	3	19	0	0	44.3	40	23	17	4	14	20	.241	2.8	4.1

PIT TOTALS 3.79 83 77 .519 46 73 164 295 18 7 1480.3 1447 713 623 148 601 1042 .256 3.7 6.3

DARKFYRE Daemons

* 20 *

Manager: Mike Landin (Teri)

Age: 33 Occupation: Meteorologist

MUSIAL DIVISION CHAMPION

Biographical Sketch

Am still a Meteorologist at SUNY Albany, having been tenured last year. I still broadcast weather reports daily for two local radio stations. My wife and I bought a new house this past summer, one that we will be living in for a long time. My hobbies include: softball, reading, comic book collecting, computers & chess, but recently I (along with Mike Short & Bill Graham) have been attending Umpire school for baseball & softball. The TML still remains my #1 hobby and I, more than anyone else, am eagerly awaiting the completion of the TML Register.

TEAM MVPs: Murray & Lahti

Most Unexp. Perf: Bud Black

The Season Story

It's been said that defending a title is harder than winning it for the first time. Well, I found out how true that is. The Daemons played well, nearly duplicating their record of a year ago, but New Jersey came charging down the stretch and almost took the division title away. (New Jersey completed its charge by edging the Daemons in an exciting 7-game playoff!). As in past years, the hitting attack was led by dependable Eddie Murray, with other big-bat support coming from Winfield, Carter, Nettles, and Foster. Mike Scott won 21 games and Bert Blyleven notched 19, but the biggest surprise was Bud Black, who won 20 and made the trip to the playoffs possible. (In 7 head-to-head confrontations with NJ's Dwight Gooden, Buddy was 3-4, with the final loss coming in the 7th game of the Western Playoff.) The next few years will see a Daemon "youth" movement.

AB	PLAYER	PCT.	G	GU	AB	R	H	RBI	2B	3B	HR	TB	SLG.	BB	SO	E	SH	SF	SB	CS	MH	RC	OB-%
E	Ed MURRAY	.286	151	0	601	96	172	105	33	0	34	307	.511	70	84	10	0	6	10	0	22	113	.361
E	RANDOLPH	.261	123	20	482	72	126	40	15	5	2	157	.326	76	99	7	1	5	15	8	5	57	.362
E	TEMPLETON	.291	147	4	515	53	150	54	32	3	3	197	.383	21	76	21	5	4	17	8	4	63	.319
E	NETTLES	.228	138	11	464	74	106	68	19	0	21	188	.405	76	60	11	0	8	0	0	7	63	.337
E	WINFIELD	.283	152	0	576	79	163	81	20	5	28	277	.481	50	117	7	0	3	12	8	8	93	.340
D	R.J. REYNOLDS	.286	116	33	343	55	98	33	8	10	3	135	.394	36	45	9	0	3	21	4	1	50	.354
E	FOSTER	.241	123	15	457	56	110	69	24	1	24	208	.435	40	97	7	0	3	0	0	8	63	.302
D	GARY CARTER	.266	150	0	591	86	157	97	17	0	28	258	.437	72	60	6	0	2	1	0	17	89	.345
D	HARRAH	.225	107	47	373	50	84	50	23	0	7	128	.343	84	52	3	1	6	5	1	6	48	.368
B	KRENCHICKI	.276	60	94	163	16	45	25	5	0	4	62	.380	16	26	6	0	2	1	0	3	21	.341
D	C. WASHINGTON	.287	104	46	355	53	102	50	10	3	11	151	.425	40	59	16	0	2	11	5	6	54	.359
B	T. PHILLIPS	.314	63	86	194	40	61	33	16	4	8	109	.562	14	39	0	0	2	2	4	6	38	.361
B	VENABLE	.294	58	101	170	28	50	19	17	6	0	79	.465	10	22	0	0	0	22	0	2	30	.333
B	BUTERA	.174	26	127	69	5	12	8	0	0	1	15	.217	6	4	1	1	1	0	0	0	4	.240
A	CANSECO	.340	36	101	97	12	33	17	1	0	6	52	.536	3	19	0	0	0	0	0	2	19	.360
A	FISCHLIN	.300	35	125	60	6	18	9	9	2	0	31	.517	5	7	6	14	0	0	2	1	10	.354

BAT TOTALS .270 161 5557 783 1502 764 251 40 180 2373 .427 620 838 123 22 47 117 40 98 822 .344

Def DP: 142

Pit Err: 13

RC Factor: 0.95

Proj W-LX: .606

GS/GR	PITCHER	ERA	W	L	PCT.	SV	RP	GS	GR	CS	SH	IP	H	R	ER	HR	BB	SO	OP-%	BB/9	SO/9
	BLACK	3.82	20	12	.625	0	0	39	5	6	2	268.7	306	122	114	15	60	180	.286	2.0	6.0
37/0	BLYLEVEN	4.23	19	13	.594	0	0	37	0	13	3	282.7	310	141	133	18	98	201	.278	3.1	6.4
35/1	Mike SCOTT	3.43	21	11	.656	0	0	35	0	10	3	260	209	110	99	33	95	168	.220	3.3	5.8
25/0	ECKERSLEY	3.27	12	8	.600	0	0	25	0	4	0	184.3	190	81	67	14	27	118	.266	1.3	5.8
12/2	YOUNG	2.49	8	2	.800	0	0	13	0	1	1	90.3	81	28	25	4	50	64	.239	5.0	6.4
0/68	MINTON	5.43	3	0	1.000	4	7	0	54	0	0	53	64	32	32	5	17	19	.298	2.9	3.2
0/52	LAHTI	2.18	6	3	.667	30	36	0	53	0	0	70.3	63	20	17	2	10	52	.239	1.3	6.7
0/61	TEKULVE	5.40	0	1	1.000	1	1	0	46	0	0	45	45	28	27	12	14	20	.260	2.8	4.0
0/41	HOLLAND	4.24	1	5	.167	3	4	0	34	0	0	34	39	17	16	3	10	33	.287	2.6	8.7
0/30	SCURRY	3.76	1	3	.250	0	1	0	27	0	0	38.3	34	17	16	3	26	39	.237	6.1	9.2
2/20	Roy JACKSON	3.93	3	0	1.000	0	1	2	16	2	2	34.3	24	15	15	1	13	20	.197	3.4	5.2
7/7	HEATHCOCK	2.40	4	2	.667	0	0	7	2	0	0	48.7	42	13	13	5	14	29	.233	2.6	5.4
3/3	M. WILLIAMS	2.03	1	1	.500	0	0	3	3	0	0	26.7	23	7	6	3	12	27	.232	4.1	9.1

PIT TOTALS 3.63 99 61 .619 38 50 161 240 36 12 1436.3 1430 631 580 118 446 970 .259 2.8 6.1

HARBOR BEACH Hurons

1987 TEAM/MANAGER CHANGE

Manager: Dick Gorney (Barbra)

BASKERVILLE HOUNDS

Mgr. Bill Graham

Age: 48 Occupation: Rural Mail Carrier

BANKS DIVISION CHAMPION

Biographical Sketch

Table-gamer for 26 years. Collect Baseball Guides and Registers, also other sports items. I also coach High School Girls' Basketball and Softball, as well as being a referee for Boys' High School Basketball.

TEAM MVP: Durham

Most Unexp. Perfs: (none)

The Season Story

Immediately following the sudden retirement of Manager Gorney, the Hurons went on to win the Banks Division, by going 22-10 over the final two series. The offense was led by steady performances by Gwynn and team MVP Durham. Fisk, despite a .212 avg, still contributed a team-leading 37 HRs and 108 RBIs. Stieb won 20 games and was the team pitching star. The "tag-team" bullpen of Niedenfuer and Cliburn combined for 32 SVs and 44 RPs.

AB	PLAYER	PCT.	G	GU	AB	R	H	RBI	2B	3B	HR	TB	SLG.	BB	SO	E	SH	SF	SB	CS	WH	RC	OB-Z
	DURHAM	.297	158	-1	636	82	189	86	30	4	26	305	.480	56	96	10	0	7	7	12	106	.354	
	RAY	.256	157	1	657	67	168	58	34	2	3	215	.327	32	53	23	0	8	10	6	0	62	.290
D	C. REYNOLDS	.265	117	44	381	37	101	34	8	10	4	141	.370	9	39	12	0	1	4	5	1	39	.282
E	LANSFORD	.265	109	0	430	48	114	54	20	2	11	171	.398	15	51	6	0	3	0	0	8	50	.290
E	MIKE YOUNG	.253	132	11	495	65	125	69	26	0	20	211	.426	49	123	13	0	0	1	3	10	66	.320
	BASS	.252	150	0	572	67	144	59	24	4	14	218	.381	39	61	2	0	1	23	13	16	64	.300
	GWYNN	.313	158	1	664	98	208	40	21	2	6	251	.378	59	51	4	0	0	19	10	4	93	.369
	FISK	.212	154	1	562	81	119	108	23	2	37	257	.457	71	93	14	0	12	13	12	13	74	.300
	F. WHITE	.276	134	14	496	60	137	72	22	1	20	221	.446	30	67	0	0	2	7	4	11	70	.317
B	PUHL	.293	52	103	164	22	48	11	10	2	0	62	.378	22	18	2	0	1	5	0	1	24	.376
C	HOFFMAN	.277	73	88	184	24	51	14	6	0	2	63	.342	23	20	16	6	2	3	2	2	22	.357
D	H. JOHNSON	.217	67	93	226	25	49	24	8	7	2	77	.341	17	48	9	1	1	4	3	2	21	.272
C	N. SIMMONS	.210	35	119	100	11	21	15	1	0	6	40	.400	14	14	1	0	1	2	0	1	13	.307
C	FRANCONA	.240	36	126	121	7	29	13	2	0	1	34	.281	1	10	2	0	0	0	2	1	8	.246
a	SKINNER	.395	14	149	38	7	15	9	1	0	2	22	.579	5	10	2	0	0	0	0	1	10	.465
C	SHERIDAN	.000	1	162	0	0	0	0	0	0	0	0	.000	0	0	0	0	0	0	0	0	0	.000
A	GERBER	.000	2	161	1	1	0	0	0	0	0	0	.000	0	0	0	0	0	0	0	0	0	.000
	PITCHERS	.000	1	162	1	0	0	0	0	0	0	0	.000	0	1	0	0	0	0	0	0	0	.000

BAT TOTALS .265 163 5728 702 1518 666 236 36 154 2288 .399 442 755 127 7 32 98 67 83 719 .318

Def DP: 153

Pit Err: 11

RC Factor: 0.97

Proj W-L: .529

GS/GR	PITCHER	ERA	W	L	PCT.	SV	RP	GS	GR	CG	SH	IP	H	R	ER	HR	BB	SO	OP-Z	BB/9	SO/9
36/0	STIEB	2.96	20	11	.645	0	0	36	0	20	7	294.7	236	113	97	29	106	174	.219	3.2	5.3
33/0	HAWKINS	4.21	13	13	.500	0	0	33	0	5	2	239.7	218	120	112	28	87	52	.242	3.3	2.0
23/0	CLANCY	4.41	9	12	.429	0	0	24	0	6	2	159.3	162	81	78	20	60	72	.263	3.4	4.1
23/1	D. PALMER	3.78	8	10	.444	0	0	23	0	2	0	145.3	147	71	61	13	88	109	.262	5.4	6.8
19/0	SANDERSON	2.98	13	4	.765	0	0	19	0	1	0	139	136	49	46	14	38	90	.256	2.5	5.8
0/64	NIEDENFUER	4.52	8	6	.571	13	21	0	57	0	0	63.7	57	33	32	10	20	40	.239	2.8	5.7
0/44	CLIBURN	2.07	4	5	.444	19	23	0	45	0	0	69.7	59	17	16	3	20	31	.229	2.6	4.0
0/43	SNELL	2.30	4	0	1.000	3	7	0	35	0	0	70.3	61	21	18	3	23	38	.233	2.9	4.9
0/44	CALHOUN	3.31	1	0	1.000	0	1	0	31	0	0	32.7	39	13	12	1	15	28	.295	4.1	7.7
0/49	DAWLEY	3.29	3	0	1.000	0	3	0	29	0	0	41	36	16	15	4	18	16	.236	4.0	3.5
15/0	MCGAFFIGAN	5.63	3	6	.333	0	0	15	0	3	1	100.7	117	65	63	15	48	95	.290	4.3	8.5
	SMITHSON	4.60	2	5	.286	1	1	13	2	0	0	92	93	48	47	10	35	51	.262	3.4	5.0
	TRUJILLO	4.84	0	0	.000	0	0	0	9	0	0	22.3	28	14	12	4	5	5	.306	2.0	2.0
	N. ALLEN	18.00	0	0	.000	0	0	0	1	0	0	1	3	2	2	0	1	0	.513	9.0	0.0
	<STAT ERROR>		0	0		0	0	0	0	0	0	0	0	0	0	0	0	2			

PIT TOTALS 3.74 88 72 .550 36 56 163 209 37 13 1471.3 1392 663 611 154 564 803 .249 3.4 4.9

HUDSON Hornets

* 22 *

Manager: Ron Helsel (Carole Ann)

Age: 44 Occupation: Surveyor

Biographical Sketch

Raised in Pontiac, MI (my roots were obliterated with the construction of the Silver Dome). Have been married for 22 years and have two daughters: Andrea(20) and Kim(19). Hobbies include golf whenever possible, bow hunting, following Cub baseball, and spending as much time in Wyoming (Carole Ann's home state) and the mountains that vacations will allow. Have been a table-gamer for 27 years (four years with REPLAY).

TEAM MVP: Soto

Most Unexp. Perf: Roy Thomas

The Season Story

Hudson spent the entire season fighting to stay out of last place. Thanks to Mario Soto's herculean efforts, Hudson eked out Toledo. Other than when Soto was on the mound, Hudson compared itself with the infamous 1962 Mets, no bullpen, so-so starters, no power, so-so speed and marginal defense. Maybe the management can come up with another clunker trade to patch the growing holes. At least, 10 players will be gone for the coming season!

AB	PLAYER	PCT.	G	GU	AB	R	H	RBI	2B	3B	HR	TB	SLG.	BB	SO	E	SH	SF	SB	CS	WH	RC	OB-Z
	Alvin DAVIS	.270	151	1	586	69	158	94	30	2	17	243	.415	89	78	14	0	11	0	0	14	89	.366
E	GRICH	.231	131	29	454	62	105	52	11	0	15	161	.355	76	83	10	0	0	2	4	5	54	.342
	T.FERNANDEZ	.284	160	0	686	77	195	83	35	9	0	248	.362	49	57	*43	4	7	13	5	10	83	.332
	JACOBY	.258	159	0	654	68	169	90	26	4	19	260	.398	44	133	13	0	8	1	0	7	80	.305
	W. WILSON	.287	132	0	592	92	170	49	27	*22	4	253	.427	38	98	4	0	1	42	12	2	86	.330
E	VUKOVICH	.261	116	43	436	42	114	36	33	0	4	159	.365	18	97	4	0	5	1	1	3	46	.291
D	WINNINGHAM	.215	85	63	274	24	59	25	5	8	1	83	.303	27	52	4	0	3	18	4	3	25	.286
D	WILLARD	.241	102	52	352	32	85	35	15	0	10	130	.369	28	70	6	0	2	0	0	3	39	.297
D	RAYFORD	.291	96	56	320	30	93	51	16	2	9	140	.438	12	70	5	0	0	0	4	3	43	.316
D	ORTA	.272	102	48	364	37	99	35	16	3	6	139	.382	28	38	0	0	4	5	2	4	45	.324
C	J. STONE	.233	73	77	258	27	60	15	1	1	1	66	.256	23	51	4	3	0	18	4	4	21	.295
B	Bry LITTLE	.333	16	144	48	9	16	3	3	0	0	19	.396	3	3	1	0	0	1	0	0	7	.373
C	MATTHEWS	.233	82	62	215	36	50	26	5	0	11	88	.409	40	42	1	0	2	2	0	5	31	.353
B	Don SCOTT	.167	19	139	66	6	11	4	2	0	0	13	.197	3	10	3	1	0	1	0	0	3	.203
B	U.L. WASH'TON	.300	15	143	40	4	12	3	2	2	0	18	.450	6	6	0	0	0	2	1	0	7	.391
B	BONNELL	.318	35	113	107	17	34	11	10	0	2	50	.467	4	21	0	0	0	2	0	0	17	.342
A	WOODARD	.217	13	144	46	6	10	2	0	0	0	10	.217	2	0	3	0	0	3	1	0	3	.250
D	WYNE	.246	19	141	69	7	17	5	1	0	1	21	.304	6	6	4	0	0	2	1	0	6	.307
C	HARGROVE	.294	40	111	136	12	40	14	3	1	0	45	.331	14	20	0	0	1	0	0	2	16	.360
	(STAT ERROR)	0	0	0	0	0	0	0	0	0	0	0	0	3	0	0	0	0	0	0	0	0	0

BAT TOTALS .262 160 5703 657 1497 633 241 54 100 2146 .376 513 935 129 8 44 113 39 65 700 .323

Def DP: 149

Pit Err: 11

RC Factors: 0.93

Proj W-LZ: .437

GS/GR	PITCHER	ERA.	W	L	PCT.	SV	RP	GS	GR	CS	SH	IP	H	R	ER	HR	BB	SO	OP-Z	BB/9	SO/9
36/0	SOTO	3.08	15	16	.484	0	0	36	0	23	5	295.3	242	116	101	41	123	*267	.223	3.7	8.1
34/0	SUTTON	4.66	11	12	.478	0	0	34	0	10	0	249.3	274	136	129	29	94	128	.278	3.4	4.6
	CODIROLI	4.27	10	16	.385	0	0	33	4	8	0	249	273	131	118	22	89	125	.278	3.2	4.5
	BLUE	5.59	6	10	.375	0	0	25	5	5	2	177	197	122	110	32	100	111	.281	5.1	5.6
	LOLLAR	4.84	6	8	.429	4	6	10	32	3	1	113.3	105	66	61	17	86	88	.245	6.8	7.0
0/76	VANDE BERG	6.03	3	6	.333	10	13	0	46	0	0	34.3	47	24	23	3	17	23	.325	4.5	6.0
3/49	SPILLNER	2.25	1	4	.200	1	2	0	32	0	0	36	23	9	9	6	9	19	.183	2.3	4.8
6/34	FILSON	4.03	3	3	.500	0	3	0	30	0	0	44.7	51	26	20	6	10	12	.286	2.0	2.4
0/40	Roy THOMAS	3.02	2	2	.500	8	10	0	30	0	0	44.7	34	16	15	4	19	23	.211	3.8	4.6
	ANDERSEN	5.93	2	0	1.000	2	4	0	16	0	0	13.7	19	11	9	1	6	9	.328	4.0	5.9
4/16	BALLER	2.70	4	3	.571	1	2	4	10	0	0	46.7	34	19	14	7	15	36	.204	2.9	6.9
16/0	CARLTON	4.12	4	10	.286	0	0	15	0	4	0	102.7	103	51	47	6	67	53	.260	5.9	4.6
	GORMAN	0.00	0	0	.000	0	0	0	2	0	0	2	3	0	0	0	1	2	.345	4.5	9.0
	Roy SMITH	3.14	0	2	.000	0	0	2	11	0	0	28.7	36	10	10	1	12	20	.306	3.8	6.3
	BEATTIE	4.76	0	1	.000	0	0	1	2	0	0	17	19	9	9	2	7	11	.282	3.7	5.8

PIT TOTALS 4.18 67 93 .419 26 40 160 220 53 9 1454.3 1460 746 675 177 655 927 .261 4.1 5.7

LIBRAE de MOLIGNON

* 23 *

Manager: Dallas Adams (Anne-Marie)
Age: 42 Occupation: Mathematician

Biographical Sketch

Very interested in Sabermetrics and computers. Have been doing a great deal of work on Baseball Simulator programs. Special interests: reading, classical music, opera, karate, cats and cricket.

TEAM MVP: Murphy

Most Unexp. Perf: Knepper

The Season Story

A tough season-long battle with Pensacola went down to the 11th inning of the 163rd game (LM & PS tied at 92-68 in the regular season and a 3-game playoff was necessary) before Pensacola bested us. Offense was again the team's strong point (207 HRs, 832 Runs scored) although down a bit from last year. The starting pitchers were a disappointment. Individually, Dale Murphy (.287, 32 HRs, 123 RBIs) was team MVP for the 3rd straight year, while Lou Whitaker (.313, 21 HRs) led in batting avg. Bob Knepper led the staff in wins (18-12) despite a 4.70 ERA. The Librae look a bit stronger for next year: most players are expected to have better years and Joe Carter will be a full-time regular.

AB	PLAYER	PCT.	G	AB	R	H	RBI	2B	3B	HR	TB	SLG.	BB	SO	E	SH	SF	SB	CS	WH	RC	OB-Z
	O'BRIEN	.267	144	19	524	63	140	103	29	3	23	.466	52	62	5	0	10	5	6	7	80	.333
	WHITAKER	.313	155	0	607	107	190	79	23	9	21	.484	81	70	9	1	1	8	2	9	117	.394
	RIPKEN	.263	163	0	*699	108	184	66	33	3	24	.422	61	96	31	0	3	3	6	8	93	.322
	GAETTI	.218	163	0	587	77	128	65	28	0	22	.378	49	108	23	0	2	9	4	6	62	.278
E	Joe CARTER	.269	69	94	223	28	60	33	15	0	6	.93	.417	10	27	3	0	2	6	1	3	.300
	Dale MURPHY	.287	163	0	647	104	186	123	29	3	32	.490	75	153	4	0	9	4	2	18	115	.361
	DANSON	.263	136	1	520	72	137	86	27	4	24	.469	23	78	4	0	2	10	1	9	73	.295
E	SCIOSCIA	.251	140	20	478	78	120	42	23	1	10	.175	.366	84	29	10	0	4	3	2	8	.363
E	Jack CLARK	.263	120	6	403	72	106	49	20	0	18	.180	.447	71	89	3	0	5	1	4	6	.373
	Von HAYES	.269	128	32	420	49	113	66	24	2	16	.189	.450	52	77	2	1	2	13	5	7	.350
	TRAMMELL	.231	42	119	91	10	21	12	3	2	1	.341	8	14	0	0	3	2	1	0	9	.293
D	SLAUGHT	.320	59	95	172	27	55	19	7	5	3	.81	.471	17	25	2	0	0	3	4	2	.381
A	COLES	.255	31	120	98	9	25	14	9	0	2	.40	.408	16	24	0	0	1	1	3	1	.360
	GANTNER	.263	17	143	38	2	10	0	1	0	0	.11	.289	3	7	1	0	0	0	0	3	.317
B	D. GONZALEZ	.240	10	150	25	3	6	3	1	0	0	.7	.280	2	10	1	0	0	0	2	0	.296
D	KOPMINSK	.271	52	103	144	22	39	30	6	2	5	.64	.444	20	29	0	0	3	4	3	3	.360
C	GREEN	.429	3	158	7	1	3	0	0	0	0	.3	.429	1	1	0	0	0	0	0	2	.500
C	PERRY	.000	1	162	0	0	0	0	0	0	0	.000	0	0	0	0	0	0	0	0	0	.000

BAT TOTALS .268 163 5683 832 1523 790 278 34 207 2490 .438 625 899 109 2 47 72 46 87 843 .341

Def DP: 130

Pit Err: 11

RC Factors: 0.98

Proj W-L: .600

GS/GR	PITCHER	ERA.	W	L	PCT.	SV	RP	GS	GR	CG	SH	IP	H	R	ER	HR	BB	SO	OP-Z	BB/9	SO/9
37/0	KNEPPER	4.70	18	12	.600	0	0	37	0	9	2	272	318	150	142	34	69	183	.291	2.3	6.1
35/0	MORRIS	3.82	15	14	.517	0	0	36	0	17	3	282.7	221	125	120	32	157	198	.215	5.0	6.3
32/3	KEY	3.82	12	15	.444	0	0	33	0	9	1	247.3	251	117	105	27	61	94	.263	2.2	3.4
19/2	AGUILERA	3.48	12	3	.800	0	0	20	0	8	3	144.7	139	60	56	12	51	81	.252	3.2	5.0
28/1	GUBICZA	4.47	13	9	.591	0	0	27	0	7	1	195.3	187	105	97	25	102	128	.252	4.7	5.9
0/84	QUISBERY	3.04	3	6	.333	*30	33	0	65	0	0	80	84	27	27	8	18	33	.269	2.0	3.7
0/63	GUANTE	4.37	6	6	.500	4	10	0	36	0	0	47.3	43	23	23	3	22	39	.242	4.2	7.4
0/49	LUCAS	2.57	5	0	1.000	3	8	0	31	0	0	35	23	11	10	4	9	17	.187	2.3	4.4
1/40	Bob GIBSON	1.79	4	1	.800	1	5	0	29	0	0	45.3	41	11	9	4	27	27	.241	5.4	5.4
29/10	DARWIN	3.19	1	0	1.000	1	1	1	16	1	0	36.7	25	15	13	5	8	21	.193	2.0	5.2
9/3	RIJO	4.36	4	4	.500	0	0	9	2	2	1	64	58	35	31	7	30	44	.241	4.2	6.2
11/1	Joel DAVIS	2.25	0	0	.000	0	0	0	1	0	0	4	5	1	1	0	0	3	.305	0.0	6.8
6/5	KERFELD	0.00	0	0	.000	0	0	0	1	0	0	1.3	2	0	0	0	0	0	.345	0.0	0.0

PIT TOTALS 3.92 93 70 .571 39 57 163 181 53 13 1455.7 1397 680 634 161 554 868 .252 3.4 5.4

NEW JERSEY Pinstripers

* 24 *

Manager: Rich Perrotti (Donna)

Age: 30 Occupation: Rate Clerk

WESTERN CONF. CHAMPION

Biographical Sketch

DID YOU KNOW THAT ... Rich is going into his 6th year of working for Sea-Land ... that he's involved in Bill James' Project Scoresheet, scoring Yankee games ... as a separate project, is counting all of the A.L. innings by defensive position (each player at every position ... think about it!) ... went on a 2nd honeymoon with Donna to the Poconos recently for 2nd anniversary ... has started work on a musical about Big Business ... was shot in a hunting accident at age 13 (hasn't hunted since) ... MORE NEXT YEAR!!

TEAM MVP: Gooden

Most Unexp. Perf: McReynolds

The Season Story

The excitement in New Jersey was high as the Pinstripers (formerly the Maryland Crabs) relocated to Marconi Stadium in the Meadowlands for the inaugural campaign. After the first two months, the team had stumbled out of the blocks to a 12-20 start, disastrously all within the Musial Division. But, from that point on, a youngster on the mound and a Golden Oldie at DH got into stride and led the team to 98 wins, 2nd place/Wild Card finish. Gooden set new TML marks for wins (27) and ERA (1.47), while Darrell Evans slammed a league-leading 48 HRs & 146 RBIs. The pitching staff led in team ERA (3.44) and the batters slammed 205 HRs.

AB	PLAYER	PCT.	G	GU	AB	R	H	RBI	2B	3B	HR	TB	SLG.	BB	SO	E	SH	SF	SB	CS	WH	RC	OB-Z
E	G. BROCK	.269	142	16	457	67	123	69	10	0	22	199	.435	69	66	13	0	4	2	1	10	73	.365
E	PERCONTE	.253	138	21	458	79	116	24	13	6	0	141	.308	66	36	19	5	3	28	1	3	54	.347
E	RILES	.253	125	3	407	42	103	48	6	6	4	133	.327	38	41	19	9	8	0	4	8	41	.317
	PRESLEY	.284	152	0	589	82	167	111	37	0	34	306	.520	41	89	19	0	5	1	2	14	100	.330
	DOWNING	.278	150	0	601	100	167	80	30	0	30	287	.478	98	84	4	0	1	9	7	9	108	.379
	McREYNOLDS	.267	144	2	486	67	130	76	20	3	23	225	.463	26	60	8	1	3	1	0	4	69	.305
E	E. MILNER	.273	120	35	406	60	111	38	23	6	2	152	.374	57	20	1	3	2	25	5	5	58	.363
E	VIRGIL	.283	141	6	473	59	134	63	22	4	24	236	.499	54	93	6	2	2	1	1	5	84	.357
	Dar. EVANS	.267	158	0	615	110	164	*146	26	1	*48	336	.546	85	104	2	1	3	1	1	19	119	.356
B	T. PEREZ	.311	53	106	164	17	51	16	9	0	4	72	.439	16	19	8	0	1	0	0	3	27	.372
C	CEDENO	.222	59	99	167	14	37	22	9	1	4	60	.359	12	20	1	0	1	3	7	3	14	.274
B	PASQUA	.182	22	138	66	5	12	6	1	0	2	19	.288	10	18	0	0	1	1	0	0	6	.289
A	M. RAMIREZ	.273	28	128	99	12	27	5	1	0	1	31	.313	5	10	15	0	0	0	0	2	10	.308
B	ENGLE	.244	41	117	131	20	32	15	6	1	2	46	.351	10	12	0	0	1	1	1	1	14	.298
C	MORRISON	.264	50	108	159	15	42	11	7	0	3	58	.365	6	26	2	0	1	1	0	3	17	.291
C	YOUNGBLOOD	.315	17	141	54	8	17	5	1	0	2	24	.444	10	4	2	0	0	0	1	2	10	.422
a	R. MILLER	.457	25	135	46	8	21	2	2	0	0	23	.500	6	8	0	0	0	2	0	1	13	.519
B	LEZCAND	.000	6	154	7	1	0	0	0	0	0	0	.000	2	1	0	0	0	0	0	0	0	.222
C	BONA	.246	22	136	65	5	16	6	4	2	0	24	.369	4	9	5	0	1	2	1	2	7	.290
	PITCHERS	.000	1	159	2	0	0	0	0	0	0	0	.000	0	0	0	1	0	0	0	0	0	.000

BAT TOTALS .270 160 5456 772 1471 743 227 31 205 2375 .435 615 721 130 22 37 78 32 94 818 .344

Def DP: 146

Pit Err: 6

RC Factor: 0.94

Proj W-L: .623

GS/GR	PITCHER	ERA.	W	L	PCT.	SV	RP	GS	GR	CG	SH	IP	H	R	ER	HR	BB	SO	OP-Z	BB/9	SO/9
35/ 0	GOODEN	*1.45	*27	6	*.818	0	0	35	0	*29	*12	*304.3	179	54	49	14	96	249	*.171	2.8	7.4
32/ 0	SABERHAGEN	3.15	18	12	.600	0	0	32	0	13	3	246	219	97	86	26	54	158	.238	2.0	5.8
31/ 0	HOYT	4.49	13	12	.520	0	0	31	0	5	2	208.3	211	112	104	32	29	69	.262	1.3	3.0
25/ 0	HESKETH	3.00	10	9	.526	0	0	25	0	5	2	186	177	74	62	14	69	143	.250	3.3	6.9
18/16	DIXON	4.81	9	7	.563	1	1	18	12	3	0	149.7	151	85	80	22	65	98	.262	3.9	5.9
0 /64	Dave SMITH	4.93	4	5	.444	17	21	0	42	0	0	42	46	23	23	7	19	17	.278	4.1	3.6
0 /63	Jay HOMELL	3.22	7	4	.636	12	19	0	50	0	0	64.3	62	24	23	4	23	42	.253	3.2	5.9
1 /52	LAMP	3.22	1	1	.500	0	1	1	26	0	0	58.7	66	25	21	4	18	35	.283	2.8	5.4
0 /41	CLEAR	5.54	1	0	1.000	0	1	0	25	0	0	39	45	27	24	4	30	23	.288	6.9	5.3
	MUSSELMAN	5.57	1	1	.500	0	0	4	2	0	0	21	27	17	13	0	6	13	.311	2.6	5.6
6 /11	PASTORE	7.45	2	2	.500	0	0	6	6	1	1	38.7	60	32	32	6	16	13	.353	3.7	3.0
5 / 0	Roger MASON	3.15	3	1	.750	0	0	5	0	2	0	34.3	24	14	12	2	15	41	.197	3.9	10.7
0 /15	WALTER	3.57	2	0	1.000	0	2	0	13	0	0	17.7	15	8	7	0	16	12	.230	8.2	6.1
	BUTCHER	5.17	0	2	.000	0	0	3	0	0	0	15.7	17	9	9	2	4	10	.276	2.3	5.7

PIT TOTALS 3.44 98 62 .613 30 45 160 176 58 22 1425.7 1299 601 545 137 460 923 .242 2.9 5.8

PACIFIC Goldeyes

* 25 *

Manager: Glenn Bailey (Wendy)

Age: 42 Occupation: Immigration Investigator

Biographical Sketch

I've been in REPLAY since 1975. I've been in as many as 7 leagues at once, but after experiencing burn out, I cut back to 3 leagues. Now, maybe I can get this hopeless team on track. Favorite sports are baseball, hockey and football. I also enjoy watching my 9-year old son do his thing at Karate tournaments.

TEAM MVP: DeCinces

Most Unexp. Perfs: Harper

The Season Story

It's hard to get used to having the 1st Draft pick every year. Most of the team's troubles were caused by poor drafting. All my "can't miss" prospects missed! If I ever meet Al Chambers in person, I'll get arrested. We're thinking of changing team name, team colors, and my name. I've given myself the "Vote of Confidence" so many times over the past years, that I'm starting to get paranoid. (Ed. note: contact Bob Weisman.)

AB	PLAYER	PCT.	G	GU	AB	R	H	RBI	2B	3B	HR	TB	SLG.	BB	SO	E	SH	SF	SB	CS	WH	RC	OB-Z
	GARVEY	.251	160	0	638	70	160	64	26	7	21	263	.412	35	54	9	1	5	0	1	6	76	.290
	D. GARCIA	.272	140	3	592	66	161	40	28	3	5	210	.355	28	52	11	3	1	37	25	4	61	.305
C	GUTIERREZ	.181	88	56	277	19	50	15	5	0	1	58	.209	12	48	15	6	4	8	2	1	13	.215
E	DeCINCES	.230	135	13	486	64	112	79	23	1	25	212	.436	40	63	29	0	5	3	3	7	61	.289
E	T. HARPER	.266	137	11	481	67	128	49	14	4	24	222	.462	40	73	3	0	2	8	2	5	72	.322
C	CALDERON	.258	86	47	275	26	71	33	16	6	9	126	.458	22	61	2	1	4	7	1	3	40	.313
C	G. MADDOX	.223	90	57	242	20	54	26	5	0	2	65	.269	13	27	7	5	3	1	2	2	17	.263
D	KEARNEY	.208	123	17	371	23	77	33	15	1	7	115	.310	17	67	1	0	4	1	1	5	28	.242
E	ROSE	.280	118	41	372	33	104	26	7	2	2	121	.325	77	19	0	5	4	7	0	1	50	.403
B	BREAH	.277	76	81	177	26	49	29	7	0	11	89	.503	24	19	0	1	2	4	4	5	31	.363
B	READY	.283	62	69	180	17	51	21	7	7	1	75	.417	16	25	7	4	3	0	0	1	26	.342
C	Julio CRUZ	.242	39	118	95	10	23	3	0	1	0	25	.263	10	17	1	0	0	7	2	1	9	.314
C	Bo DIAZ	.240	68	81	217	22	52	29	11	0	8	87	.401	17	24	2	0	2	0	0	1	26	.295
B	Bill RUSSELL	.170	70	84	176	14	30	8	2	0	0	32	.182	23	17	8	4	4	2	0	0	9	.266
B	SAMPLE	.247	55	98	162	18	40	10	3	0	0	43	.265	8	12	1	7	2	1	1	0	12	.282
B	BIANCALANA	.180	57	95	161	10	29	10	7	1	0	38	.236	16	41	16	9	0	1	6	0	8	.254
C	KEMP	.241	84	66	282	19	68	21	7	3	2	87	.309	29	55	2	1	1	3	0	0	28	.312
a	Dar. MILLER	.234	11	140	47	3	11	4	3	0	0	14	.298	1	13	0	0	0	0	0	1	4	.280
a	COTTO	.308	22	128	91	7	28	7	1	0	0	29	.319	2	17	0	2	0	2	1	1	9	.323
A	L. THORNTON	.242	33	119	99	3	24	8	0	0	1	27	.273	4	26	2	0	0	0	1	1	7	.272
B	H. REYNOLDS	.000	1	159	1	0	0	0	0	0	0	0	.000	0	0	0	0	0	0	0	0	0	.000
	<STAT ERROR>	0	0	1	0	0	0	0	0	0	0	0	0	0	0	0	0	0	0	0	0	0	0

BAT TOTALS .244 160 5423 537 1322 515 187 36 119 1938 .357 434 750 122 49 46 92 52 45 579 .300

Def DP: 146

Pit Err: 7

RC Factor: 0.92

Proj W-L: .305

GS/GR	PITCHER	ERA	W-L	PCT.	SV	RP	GS	GR	CG	SH	IP	H	R	ER	HR	BB	SO	OP-Z	BB/9	SO/9
38/0	BROWNING	3.83	12 19	.387	0 0	0	38	0	9	2	282.3	270	133	120	*51	68	150	.251	2.2	4.8
33/0	Phil NIEKRO	3.85	7*22	.241	0 0	0	33	0	11	3	245.3	204	115	105	36	149	167	.226	5.5	6.1
22/17	QJEDA	5.80	4 18	.182	3 5	5	22	15	4	0	163	224	119	105	12	50	110	.325	2.8	6.1
	FONTELOT	5.53	4 15	.211	0 0	0	23	13	0	0	154.7	205	102	95	32	38	64	.318	2.2	3.7
23/13	THURMOND	4.65	8 10	.444	0 0	0	23	8	2	2	158.7	205	91	82	11	40	54	.312	2.3	3.1
0/54	ASE	3.64	5 9	.357	13 18	18	0	50	0	0	66.7	62	32	27	4	32	51	.246	4.3	6.9
0/42	ST. CLAIRE	4.91	0 5	.000	3 3	3	0	38	0	0	40.3	52	24	22	3	10	19	.312	2.2	4.2
1/23	MURA	6.59	0 0	.000	1 1	1	0	18	0	0	27.3	33	20	20	7	18	11	.298	5.9	3.6
3/13	FARR	4.74	1 2	.333	0 1	1	3	8	0	0	38	38	22	20	3	27	36	.260	6.4	8.5
9/2	FILER	5.00	1 3	.250	0 0	0	9	2	2	0	63	70	36	35	7	33	24	.281	4.7	3.4
	LASKEY	5.68	1 4	.200	0 0	0	6	15	0	0	50.7	61	33	32	9	14	17	.297	2.5	3.0
	McMURTRY	5.76	1 2	.333	0 1	1	0	33	0	0	29.7	38	21	19	7	15	12	.310	4.6	3.6
	PORTUGAL	5.28	1 4	.200	1 1	1	3	32	0	0	58	53	35	34	10	31	17	.243	4.8	2.6
	LADO	4.62	0 1	.000	0 0	0	0	29	0	0	25.3	29	13	13	5	10	12	.287	3.6	4.3

PIT TOTALS 4.69 45 115 .281 23 32 160 278 28 7 1426 1563 810 743 198 557 753 .278 3.5 4.8

PENSACOLA Stingray

* 26 *

Manager: Mark Hetterich (Connie)
Age: 39 Occupation: U.S. Navy

KOUFAX DIVISION CHAMPION

Biographical Sketch

Completed requirements for B.A. in Program Development in December and started work towards an M.A. in Educational Leadership in January '87. I am busily preparing myself for retirement (er ... a change of career) upon my completion of 20 years of naval service in '88. Have begun showing our Alaskan malamute. Saokie won two shows as a puppy (9-12 months old), but now will face the adults. I know the "little" guy (85 lbs) has it in him. He looks a lot like me!!
Ha! Ha! Good looking!

TEAM MVP: Boggs

Most Unexp. Perfs: Reardon

The Season Story

An offensive season for the Stingray - among the League leaders in avg (1st), runs scored (1st), hits (1st), RBIs (1st), doubles (2nd) and sac flys (2nd). Offense was led by American MVP and batting champ (.389), Wade Boggs. Boggs also led the League in the following categories: doubles(52), runs(145) & hits(254). He was 2nd in walks(110) and on-base pct(.481), and 3rd in RCs(166). Other Stingray League leaders: Puckett .317 (11th), Hrbek 120 RBIs (5th) & Moreland 37 2B (9th). Guidry 20-11, Boyd 19-11 & Seaver 18-11 led the staff. Orosco was the bullpen stopper with a 1.98 ERA & 18 SVs. The stingray tied L&M for the Koufax title and edged them in a 3-game playoff, with the finale going 11 innings! Offense could be improved next year, but pitching is in a severe decline. Expected finish next year ... below .500.

AB	PLAYER	PCT.	G	GU	AB	R	H	RBI	2B	3B	HR	TB	SLG.	BB	SO	E	SH	SF	SB	CS	WH	RC	OB-Z
	HRBEK	.272	163	0	673	82	183	120	29	2	27	297	.441	73	112	8	0	3	1	2	15	101	.343
D	FLANNERY	.285	118	36	411	75	117	47	11	5	2	144	.350	74	48	8	0	0	7	2	2	58	.394
	DUNCAN	.260	132	8	430	68	112	62	13	3	9	158	.367	29	82	29	9	4	23	1	6	52	.307
	BOGGS	*.389	163	0	653	*145	*254	85	*52	6	9	*345	.528	112	53	23	0	2	7	1	14	166	.478
	MORELAND	.288	162	1	618	85	178	105	38	2	16	268	.434	78	67	11	4	*15	7	4	8	98	.368
	PUCKETT	.317	161	1	612	72	194	69	24	8	3	243	.397	48	91	6	1	4	15	3	9	91	.367
D	MIKE BROWN	.329	70	85	173	26	57	19	8	2	2	75	.434	7	24	1	7	3	0	1	4	26	.356
E	WHITT	.194	133	26	458	48	89	64	20	4	11	150	.328	44	69	6	0	0	3	3	7	39	.265
E	BAYLOR	.215	130	15	489	71	105	83	20	0	20	185	.378	54	90	0	0	10	0	4	8	53	.293
E	OSGLIVIE	.251	115	39	406	51	102	62	24	3	10	162	.399	31	70	6	0	6	0	1	8	49	.304
E	HEATH	.211	54	106	180	22	38	20	7	1	5	62	.344	15	26	4	0	2	2	2	3	17	.272
E	GARNER	.289	72	89	242	37	70	28	14	4	4	104	.430	13	34	9	0	1	2	0	3	34	.325
C	Tom FOLEY	.265	53	104	132	17	35	15	7	2	2	52	.394	5	24	6	0	0	0	1	0	15	.292
B	MAZZILLI	.211	8	155	19	4	4	0	0	0	0	4	.211	2	5	0	0	0	0	0	0	1	.286
D	KITTLE	.213	50	107	150	23	32	28	4	0	10	66	.440	22	45	0	0	2	0	0	3	21	.314
A	Mei HALL	.375	38	125	72	11	27	8	7	0	0	34	.472	11	16	0	0	1	0	0	2	16	.458

BAT TOTALS .279 163 5718 837 1597 815 278 42 130 2349 .411 618 656 124 21 53 67 25 92 825 .350

Def DP: 105

Pit Err: 7

RC Factor: 1.01

Proj W-L: .600

GS/GR	PITCHER	ERA.	W	-L	PCT.	SV	RP	GS	GR	CS	Sh	IP	H	R	ER	HR	BB	SO	OP-Z	BB/9	SO/9
35/ 0	BOYD	4.09	19	11	.633	0	0	35	0	12	2	270.7	272	130	123	24	67	161	.261	2.2	5.4
33/ 2	SEAVER	3.51	18	11	.621	0	0	34	1	16	2	274.7	241	111	107	29	89	182	.236	2.9	6.0
33/ 1	GUIDRY	3.55	20	11	.645	0	0	34	0	19	3	269	258	112	106	20	60	195	.252	2.0	6.5
29/ 0	HAMMAKER	4.20	9	10	.474	0	0	30	0	5	1	195	228	103	91	28	42	137	.291	1.9	6.3
15/ 9	SCHATZEDER	4.62	9	6	.600	0	2	15	7	2	2	115	121	64	59	20	53	80	.270	4.1	6.3
0 /54	OROSCO	1.98	7	3	.700	18	25	0	48	0	0	50	41	12	11	5	9	43	.224	1.6	7.7
0 /46	C. DIAZ	2.37	4	2	.667	1	5	0	34	0	0	60.7	49	23	16	11	6	48	.221	0.9	7.1
0 /63	REARDON	3.68	2	7	.222	16	18	0	60	0	0	66	61	28	27	14	29	60	.245	4.0	8.2
0 /50	B. CAMPBELL	2.85	0	1	.000	2	2	0	28	0	0	47.3	36	15	15	5	9	29	.211	1.7	5.5
0 /26	SHIPANOFF	5.21	1	1	.500	0	1	0	11	0	0	19	19	12	11	4	2	11	.260	0.9	5.2
14/ 1	Joe JOHNSON	5.38	5	4	.556	0	0	12	2	1	0	87	107	61	52	14	20	31	.302	2.1	3.2
3 / 4	LATHAM	9.49	0	2	.000	0	0	3	0	0	0	12.3	18	13	13	2	7	6	.339	5.1	4.4

PIT TOTALS 3.87 94 69 .577 37 53 163 192 55 10 1466.7 1451 684 631 176 393 983 .258 2.4 6.0

PHILADELPHIA Blue Jays

* 27 *

Manager: Joe Steinmetz (Margaret)
Age: 47 Occupation: Policeman

Biographical Sketch

On the 10th of January, will be married for 26 years. We have 3 children, ages 23, 22 & 20 (2 girls and a boy). Have worked for the City of Philadelphia for 25 years.

TEAM MVP: Mattingly

Most Unexp. Perf: Hassey & Hernandez

The Season Story

Started slow, but really came on after the half-way mark. A decent year from Hassey and Hernandez may have given us the division title. Both performed way below expectations. Thought the team would perform better offensively than it did throughout the year.

AB	PLAYER	PCT.	G	GU	AB	R	H	RBI	2B	3B	HR	TB	SLG.	BB	SO	E	SH	SF	SB	CS	WH	RC	OB-Z
	MATTINGLY	.293	161	0	624	90	183	120	50	1	28	319	.511	48	51	2	0	12	3	1	18	110	.344
	HERR	.310	155	0	600	97	186	82	43	4	8	261	.435	75	67	5	2	8	21	1	13	105	.387
	BROOKS	.241	135	23	490	50	118	69	29	6	10	189	.386	22	54	23	0	8	3	4	13	51	.273
	MOLITOR	.298	140	0	584	82	174	43	31	1	10	237	.406	52	79	27	4	3	9	8	3	83	.355
E	COMENS	.248	123	12	411	48	102	46	23	5	12	171	.416	24	69	6	1	4	0	0	5	50	.290
	Dw. EVANS	.255	155	0	612	90	156	65	27	0	21	246	.402	93	103	6	0	3	10	2	7	88	.353
D	STRANDBERRY	.264	109	0	367	76	97	62	10	2	25	186	.507	55	70	5	0	2	22	7	4	68	.360
C	HASSEY	.236	94	62	292	34	69	34	9	1	9	107	.366	23	27	6	0	1	0	0	0	3	.292
	KINGMAN	.207	14	147	29	2	6	2	1	0	2	13	.448	1	6	0	0	0	0	0	0	3	.233
C	BUSH	.219	93	57	278	34	61	39	11	4	13	119	.428	39	39	0	0	2	4	0	5	38	.315
D	DEMPSEY	.247	112	40	292	41	72	27	18	0	11	123	.421	27	76	4	1	1	0	0	2	38	.310
E	MUMPHREY	.268	136	12	437	39	117	37	23	1	6	160	.366	23	48	6	4	5	5	4	1	48	.304
B	A.ROBERTSON	.315	53	106	162	17	51	19	5	0	4	68	.420	9	40	4	2	1	0	2	4	23	.351
E	A. THORNTON	.259	69	80	232	28	60	47	5	0	13	104	.448	19	36	0	0	7	0	1	7	32	.315
B	BAILOR	.167	19	142	12	0	2	0	0	0	0	2	.167	0	0	0	0	0	0	0	0	0	.167
D	CABELL	.307	39	119	75	8	23	3	8	0	0	31	.413	7	7	3	0	0	2	1	0	11	.366
A	G. WOODS	.000	13	148	8	0	0	0	0	0	0	0	.000	1	3	0	0	0	0	1	0	0	.111
a	DeSA	.000	1	160	1	0	0	0	0	0	0	0	.000	0	0	0	0	0	0	0	0	0	.000
	<STAT ERROR>	0	0	0	0	0	1	0	0	0	0	0	0	0	0	0	0	0	0	0	0	0	0

BAT TOTALS .268 161 5506 736 1478 695 293 25 172 2337 .424 518 775 99 14 57 79 32 86 776 .331

Def DP: 106

Pit Errs: 7

RC Factor: 0.94

Proj W-L: .578

GS/GR	PITCHER	ERA	W	L	PCT.	SV	RP	GS	GR	CS	Sh	IP	H	R	ER	HR	BB	SO	OP-Z	BB/9	SO/9
32/ 0	Bryn SMITH	3.65	17	11	.607	0	0	31	0	8	4	227	228	98	92	26	49	150	.261	1.9	5.9
31/ 5	RAWLEY	4.76	10	12	.455	0	0	32	0	5	2	208	225	117	110	33	83	99	.275	3.6	4.3
29/ 2	LYNCH	4.58	11	14	.440	0	0	29	0	4	3	196.7	224	108	100	31	33	48	.286	1.5	2.2
28/ 0	KRUKON	3.62	14	10	.583	0	0	29	0	9	2	203.7	214	90	82	16	56	132	.270	2.5	5.8
23/ 0	Bob MELCH	2.59	14	6	.700	0	0	23	0	12	4	187.3	151	61	54	12	50	92	.221	2.4	4.4
0 /74	M.HERNANDEZ	4.14	3	9	.250	17	20	0	61	0	0	76	66	35	35	17	17	47	.234	2.0	5.6
0 /39	ONTIVEROS	1.90	4	3	.571	14	18	0	37	0	0	66.3	38	14	14	8	11	29	.167	1.5	3.9
6 /19	Chris WELSH	4.47	3	0	1.000	0	3	0	20	0	0	48.3	64	24	24	4	14	24	.317	2.6	4.5
0 /23	WEHRMEISTER	3.41	1	1	.500	0	1	0	19	0	0	29	29	11	11	2	12	25	.260	3.7	7.8
	RUHLE	3.86	1	1	.500	0	0	2	15	1	0	32.7	41	14	14	5	11	10	.306	3.0	2.8
15/ 0	CLEMENS	2.20	11	3	.786	0	0	15	0	8	4	118.7	94	30	29	4	44	77	.218	3.3	5.8
	A. LOPEZ	5.01	1	0	1.000	0	1	0	20	0	0	32.3	36	21	18	2	20	32	.281	5.6	8.9
	MATHIS	16.20	0	0	.000	0	0	0	2	0	0	3.3	8	6	6	1	2	0	.457	5.4	0.0

PIT TOTALS 3.71 90 70 .563 31 43 161 174 47 20 1429.3 1418 629 589 161 402 765 .258 2.5 4.8

ROCKFORD Radar

* 28 *

Manager: Tom Kopp (Regina)

Age: 28 Occupation: Grad. Student/Meteorology GLOBAL CONF. WILD CARD TEAM

Biographical Sketch

Continuing as a PhD student here in Albany, I intend to be elsewhere by this time next year. No, the reason is not because I work with Mike, Bob, Eric, et. al.; it's just that one can be a student only so long! Hobbies, besides baseball, continue to be war games and records. I still am a big Cooperstown Classics fan, and besides "The American Game", I now write about the Classics for "Instant REPLAY." Anybody want to take on the Classics?

TEAM MVP: McGee

Most Unexp. Perf: Webster

The Season Story

We made the playoffs! We made the playoffs!! We made the playoffs!!! Do you think I'm happy?! It was a stunning, but spectacular year for the Radar, after 6 years of futility (not even making .500). The Radar broke the .500 barrier and entered the playoffs for the first time ever. Rockford spent 130 games near or in 1st place, until a Series II collapse. With just 3 games left Rockford was 3 GBs, but the "Miracle On London Avenue" was not to be denied, and we tied Wakefield. A win in the 3-game Wild Card elimination over Wakefield put us into the playoffs. McGee led a surprisingly effective offense, while the "Bullpen without a Stopper" was 2nd in the League in SVs. On paper, this team is questionable playoff material, but 2 years ago my "good" team on paper failed miserably. So, for my "biff" finale ... TWO YEARS AGO HAS BEEN AVENGED!

AB	PLAYER	PCT.	G	GU	AB	R	H	RBI	2B	3B	HR	TB	SLG.	BB	SO	E	SH	SF	SB	CS	WH	RC	OB-Z
	UPSHAW	.263	147	0	571	75	150	87	31	5	18	245	.429	73	89	12	1	6	13	8	10	84	.346
	BERNAZARD	.226	119	35	420	59	95	37	14	5	5	134	.319	60	61	12	3	2	13	12	7	42	.323
D	Spike OMEN	.269	125	18	316	32	85	32	3	2	7	113	.358	29	22	18	6	2	7	6	3	37	.330
	WALLACH	.271	160	0	630	85	171	99	38	1	30	301	.478	46	80	19	0	4	7	11	7	93	.321
	Lon SMITH	.234	113	42	397	68	93	26	14	4	3	124	.312	42	65	3	0	1	46	4	2	45	.308
	McGEE	.346	156	0	656	101	227	82	13	19	11	311	.474	43	93	6	2	3	49	20	10	121	.386
E	GRIFFEY	.305	133	22	462	69	141	63	34	5	12	221	.478	30	69	10	0	4	7	9	6	74	.348
C	FITZGERALD	.212	89	59	226	15	48	24	5	2	3	66	.292	15	31	3	1	3	1	0	0	17	.261
D	McRAE	.210	114	33	328	33	69	53	11	0	11	113	.345	41	60	0	2	3	0	2	6	33	.298
D	SHEETS	.258	108	47	345	44	89	48	10	0	14	141	.409	30	63	1	2	3	0	4	6	43	.317
D	SHALLEY	.225	97	58	280	31	63	37	7	0	10	100	.357	40	58	14	1	0	0	0	6	32	.322
C	WEBSTER	.273	100	51	308	42	84	63	12	2	17	151	.490	24	54	3	0	6	21	7	9	49	.325
C	ROYSTER	.276	100	53	243	38	67	32	8	2	3	88	.362	29	28	10	9	3	5	3	4	31	.353
B	TREVINO	.233	75	80	193	31	45	15	11	0	7	77	.399	19	28	6	3	0	1	0	2	10	.327
B	WATHAN	.237	57	102	97	12	23	11	4	1	0	29	.299	13	15	6	6	0	1	0	2	10	.327
B	NICHOLS	.281	83	78	167	25	47	13	6	0	0	53	.317	26	23	0	1	2	3	8	2	18	.378
C	DUNSTON	.323	27	136	62	11	20	14	3	1	3	34	.548	6	8	7	0	1	2	2	2	12	.382

BAT TOTALS .266 163 5701 771 1517 736 224 49 154 2301 .404 566 847 142 37 43 176 96 84 760 .332

Def DP: 146

Pit Errs 12

RC Factors 1.01

Proj W-L: .512

GS/GR	PITCHER	ERA	W	L	PCT.	SV	RP	GS	GR	CG	SH	IP	H	R	ER	HR	BB	SO	OP-Z	BB/9	SO/9
	SLATON	4.24	18	17	.514	1	3	39	11	10	5	273.7	272	139	129	32	127	91	.259	4.2	3.0
32/ 0	BODDICKER	4.17	14	10	.583	0	0	32	0	9	1	235.3	265	119	109	15	96	164	.283	3.7	6.3
31/ 3	DRAVECKY	4.03	11	15	.423	0	2	32	3	8	0	241	242	122	108	28	71	110	.261	2.7	4.1
25/ 4	BIRTASAS	5.05	7	5	.583	0	0	23	3	1	0	142.7	156	84	80	17	84	110	.277	5.3	6.9
18/24	Zane SMITH	4.65	8	10	.444	2	3	19	21	5	1	170.3	190	110	88	13	112	125	.281	5.9	6.6
0 /68	CLEMENTS	2.49	6	3	.667	18	24	0	60	0	0	61.3	57	18	17	3	29	21	.246	4.3	3.1
1 /55	S. STEWART	4.89	6	6	.500	4	10	0	53	0	0	105	107	61	57	9	69	48	.264	5.9	4.1
0 /42	ROBERGE	1.99	1	0	1.000	4	5	0	35	0	0	45.3	27	10	10	4	15	33	.173	3.0	6.6
4 /18	T. LEACH	2.45	2	2	.500	2	2	4	16	0	0	47.7	41	16	13	0	20	34	.232	3.8	6.4
0 /21	McCULLERS	3.30	4	3	.571	9	13	0	23	0	0	30	24	11	11	3	11	28	.219	3.3	8.4
	F. BANNISTER	4.21	8	6	.571	0	2	14	14	5	0	126	119	62	59	11	66	113	.249	4.7	8.1
	JEFFCOAT	2.70	1	0	1.000	0	1	0	3	0	0	3.3	1	1	1	1	0	2	.095	0.0	5.4

PIT TOTALS 4.14 86 77 .528 40 65 163 242 38 7 1481.7 1501 753 682 136 700 879 .262 4.3 5.3

SALT RIVER Stompers

* 29 *

Manager: Tim Ackley

Age: 39 Occupation: Finance Manager

Biographical Sketch

Oh, how this year flew by. In April, I was promoted; in the process, I transferred to Digital's Phoenix facility. In July, my sweetheart (Frances) and I became engaged. Also, this summer, Frances and I spent a week in Maui ... beautiful! Finally, the year was spent growing to know my future step-children: Joey(17), Adrien(12) and Cyanna(7). In summary, 1986 was a wonderful year!

TEAM MVP: Donnie Moore

Most Unexp. Perf: Shelby

The Season Story

After three years averaging 98 wins and four consecutive years finishing 1st or 2nd, the Stompers took a dive. Age, injuries, drug abuse and poor rookie drafts finally took their toll. 1986 bright spots were sparse. The offense was lack-luster. Eight players hit 10+ homers and 5 players notched 8+ triples, but runs were hard to come by. Wiggins and Shelby provided unexpected power. Guillen established himself as the team's ss. Team MVP Moore led a tireless bullpen. Andujar had a solid year. Sutcliffe pitched well, when he was healthy. The Stompers need a major overhaul. Some day, we will be back in contention.

AB	PLAYER	PCT.	B	GU	AB	R	H	RB	2B	3B	HR	TB	SLG.	BB	SO	E	SH	SF	SB	CS	WH	RC	OB-Z
E	TABLER	.260	131	17	404	35	105	22	18	5	1	136	.337	17	68	19	3	1	0	8	3	37	.290
	V. LAW	.238	145	1	542	78	129	53	22	9	18	223	.411	84	103	13	2	4	12	6	7	76	.340
E	GUILLEN	.280	147	4	489	42	137	39	18	9	1	176	.360	14	39	16	13	2	4	5	4	52	.300
	MADLOCK	.249	146	3	570	58	142	77	27	0	13	208	.365	65	70	23	2	10	8	1	12	69	.326
	J. LEONARD	.261	117	37	394	50	103	49	24	1	18	183	.464	13	74	1	0	1	9	4	8	52	.285
E	LYNN	.261	129	5	471	61	123	60	9	0	18	186	.395	53	123	1	0	5	6	3	8	62	.336
D	ORSULAK	.260	110	40	389	33	101	27	9	8	0	126	.324	16	30	4	4	2	16	9	5	36	.289
	Luce PARRISH	.250	135	4	539	51	135	83	26	0	25	236	.438	41	101	5	0	1	5	4	8	71	.303
D	C. JOHNSON	.202	113	20	387	30	78	46	12	2	12	130	.336	41	73	0	0	0	0	0	8	36	.278
C	WIGGINS	.296	88	36	294	40	87	18	14	12	0	125	.425	38	26	4	9	0	30	12	3	48	.377
C	G. ROENICKE	.174	121	22	293	39	51	32	6	0	18	111	.379	42	52	2	0	0	1	1	1	31	.278
C	SHELBY	.291	93	49	296	35	86	33	6	3	15	143	.483	16	51	1	1	0	7	4	4	46	.327
B	R. WASHINGTON	.245	113	40	196	21	48	21	8	8	0	72	.367	9	27	6	1	3	4	1	2	20	.278
B	KNICELY	.175	19	135	63	4	11	6	2	0	1	16	.254	7	20	2	0	1	0	0	2	4	.257
B	MEIER	.236	38	121	55	9	13	1	0	0	0	13	.236	10	9	0	2	0	0	3	0	4	.334
a	D. SAX	.356	15	140	45	7	16	3	5	0	0	21	.467	5	7	1	0	0	1	1	0	9	.420
A	ROBIDOUX	.059	11	134	34	2	2	3	0	0	2	8	.235	5	10	1	0	0	0	0	0	1	.179

BAT TOTALS .250 160 5461 595 1367 573 206 57 142 2113 .387 476 883 104 37 30 103 62 75 651 .310

Def DP: 143

Pit Err: 6

RC Factor: 0.91

Proj W-L: .434

GS/GR	PITCHER	ERA	M	L	PCT.	SV	RP	GS	GR	CS	SH	IP	H	R	ER	HR	BB	SO	OP-Z	BB/9	SO/9
38/0	ANDUJAR	3.46	17	18	.486	0	0	38	0	12	2	278	265	118	107	23	89	92	.251	2.9	3.0
	McWILLIAMS	5.27	7	10	.412	0	0	29	1	2	1	148.7	182	91	87	16	70	43	.301	4.2	2.6
	FLANAGAN	5.22	8	12	.400	0	1	25	19	3	2	177.7	189	114	103	29	83	84	.272	4.2	4.3
	Don MARTINEZ	4.57	8	13	.381	0	0	24	13	1	0	163.3	181	90	83	24	52	46	.280	2.9	2.5
20/0	SUTCLIFFE	2.53	11	7	.611	0	0	20	0	4	2	149.7	122	45	42	20	55	92	.223	3.3	5.5
0/65	Don MOORE	2.51	8	5	.615	23	31	0	63	0	0	82.3	62	27	23	8	17	46	.209	1.9	5.0
0/60	LEFFERTS	2.54	4	5	.444	1	5	0	60	0	0	88.7	66	27	25	8	33	57	.207	3.3	5.8
0/57	Ron DAVIS	2.67	2	4	.333	11	13	0	55	0	0	54	38	22	16	5	26	53	.198	4.3	8.8
0/54	DIPINO	2.73	0	0	.000	0	0	0	53	0	0	79	70	26	24	5	44	70	.237	5.0	8.0
0/20	SOLANO	3.77	2	2	.500	0	2	0	20	0	0	31	32	13	13	6	9	16	.266	2.6	4.6
	SHIELDS	4.65	5	5	.500	0	0	15	1	1	1	69.7	88	38	36	5	20	29	.307	2.6	3.7
	LaCOSS	5.83	0	1	.000	0	0	0	38	0	0	54	77	38	35	2	28	34	.334	4.7	5.7
9/0	WALK	5.05	3	3	.500	0	0	9	0	0	0	51.7	53	30	29	7	21	32	.265	3.7	5.6

PIT TOTALS 3.93 75 85 .469 35 52 160 323 23 10 1427.7 1425 679 623 158 547 694 .260 3.4 4.4

SHERLOCK C's

* 30 *

Manager: Carl Carpenter

Age: 30 Occupation: PBM Gamemaster

Biographical Sketch

For the past 3 years, I have been working on a play-by-mail science fiction space game called "New Order." It should finally go on the market this year. "New Order" is fully computer moderated (on a Tandy 2000) and each game can have up to 30 players. The actual game program is in Better Basic and is over 300K in compiled form. Drop me a line if you're interested in playing it.

TEAM MVP: Brett

Most Unexp. Perf: McCaskill

The Season Story

So much for the pre-season W/L pct. predictions! The C's finished below .500 for the first time in their history ... and how (63-97)! Team records were set for most homeruns (for the 4th consecutive season), most Ks batting (2nd straight year), most errors, fewest caught stealing (plus they were only 8 short of the record for most SBs), highest ERA (by 0.76), most BRs, fewest CBs (a TML record 8), most hits allowed, most runs allowed, and most walks allowed (by 48). All in all, quite an eventful and rather miserable season. Looking back, I was disappointed when I "only" won 5 of 8 from Pacific in Series 1. Little did I know at the time that it would be my last series win until I played Pacific again in 11. The emergence of Eric Davis & Deer will help for '87, but the pitching (if you can call it that) has been decimated by injuries. Bring on 1988 ...

AB	PLAYER	PCT.	B	GU	AB	R	H	RB	2B	3B	HR	TB	SLG.	BB	SO	E	SH	SF	SB	CS	WH	RC	OB-Z
E	Van SLYKE	.236	127	33	462	75	109	43	29	7	11	185	.400	40	55	5	2	0	35	9	2	57	.297
E	TEUFEL	.260	109	35	362	41	94	39	18	2	7	137	.378	38	59	14	2	3	4	2	1	45	.330
	R. RAMIREZ	.224	124	20	375	33	84	34	19	2	6	125	.333	9	40	15	0	2	1	1	4	30	.242
	BRETT	.328	149	3	574	93	188	120	35	3	36	337	.587	67	67	17	0	9	13	0	10	137	.398
	G. BELL	.290	155	1	618	87	179	94	23	2	28	290	.469	48	92	11	0	7	21	8	6	99	.341
	MOSEBY	.239	132	15	461	44	110	42	14	4	8	156	.338	54	74	4	3	2	25	7	2	52	.318
	K. GIBSON	.276	150	1	631	120	174	89	38	6	37	335	.531	44	154	12	4	4	33	1	11	114	.323
	T. SIMMONS	.218	120	28	422	42	92	42	12	2	13	147	.348	41	45	7	0	1	0	0	2	42	.287
B	Eric DAVIS	.241	67	81	199	28	48	28	4	6	6	82	.412	10	65	1	0	0	21	7	5	23	.278
E	G. THOMAS	.216	104	47	306	52	66	45	12	1	23	149	.487	53	67	0	0	1	0	1	7	49	.331
E	AGUIAYO	.208	86	71	192	24	40	15	5	4	6	71	.370	23	39	12	1	1	2	0	4	21	.293
B	DAILTON	.213	83	68	183	20	39	29	7	0	8	70	.383	27	66	3	0	0	4	0	2	23	.314
E	DRIESSEN	.250	107	53	272	25	68	34	11	0	11	112	.412	28	21	6	0	3	1	2	2	35	.320
B	PANKOVITS	.208	62	90	178	14	37	10	2	0	3	48	.270	12	38	11	0	0	1	0	0	13	.258
B	LAUDNER	.211	67	87	199	17	42	29	7	0	11	82	.412	4	54	12	0	0	0	0	2	19	.227
B	DEER	.155	51	100	103	14	16	9	3	1	1	24	.233	13	40	0	0	1	0	0	1	6	.250

BAT TOTALS .250 160 5537 729 1386 702 239 40 215 2350 .424 511 976 133 12 34 161 38 61 750 .314

Def DP: 156

Pit Errs: 4

RC Factors: 0.97

Proj W-LX: .418

BS/GR	PITCHER	ERA	W	L	PCT.	SV	RP	GS	GR	CS	SH	IP	H	R	ER	HR	BB	SO	OP-Z	BB/9	SO/9
	Storm DAVIS	5.29	16	19	.457	0	1	40	7	5	0	269	322	169	*158	21	154	113	.296	5.2	3.8
	DOTSON	4.75	11	17	.393	0	0	39	5	0	0	242.3	268	137	128	21	117	152	.280	4.3	5.6
26/0	GOTT	4.50	7	10	.412	0	0	25	0	2	1	148	155	83	74	8	77	74	.269	4.7	4.5
23/1	TUNNELL	4.62	10	8	.556	0	0	23	0	0	0	140.3	149	82	72	14	88	105	.272	5.6	6.7
	McCaskill	7.09	1	15	.063	0	0	18	27	0	0	144.7	191	135	114	24	71	77	.317	4.4	4.8
0/69	Bob JAMES	3.75	4	4	.500	11	15	0	68	0	0	84	87	38	35	3	36	75	.267	3.9	8.0
0/50	BOSSAGE	2.87	7	7	.500	15	22	0	50	0	0	69	72	24	22	3	10	42	.268	1.3	5.5
0/54	AGOSTO	3.72	1	4	.200	3	4	0	51	0	0	46	42	20	19	3	31	25	.243	6.1	4.9
6/38	Don ROBINSON	4.32	2	6	.250	0	1	6	37	1	0	89.7	102	45	43	5	36	65	.285	3.6	6.5
	WHITSON	5.31	4	6	.400	3	5	9	54	0	0	162.7	222	108	96	26	51	80	.324	2.8	4.4
	Mike MAGON	7.66	0	1	.000	1	1	0	19	0	0	22.3	28	19	19	6	11	15	.306	4.4	6.0

PIT TOTALS 4.95 63 97 .394 33 49 160 318 8 2 1418 1638 860 780 135 681 823 .289 4.3 5.2

SIR JEFFERY Silver Knights

* 31 *

Manager: Les Fleming (Joy)

Age: 40 Occupation: Attorney

Biographical Sketch

Began playing REPLAY Baseball in 1976 with a '61 REPLAY League. Lifelong Cardinal fan, I loved the '85 season and hated the '86 season. In the 6 TML seasons which I have participated, I have yet to play under .500, but have only made the playoffs once, thus setting an enviable standard of mediocrity.

TEAM MVP: Hernandez

Most Unexp. Perf: Coleman

The Season Story

Inability to reach base was the main shortcoming of the Knights. Fair power and fair starting pitching couldn't overcome poor on-base pct. and the lack of depth in the bullpen, doomed Sir Jeffery to a .500 season. Continuing effort to re-build team marks next several seasons.

AB	PLAYER	PCT.	G	GU	AB	R	H	RBI	2B	3B	HR	TB	SLG.	BB	SO	E	SH	SF	SB	CS	WH	RC	OB-Z
	K. HERNANDEZ	.326	156	0	614	89	200	93	33	10	8	277	.451	73	52	10	0	11	2	1	14	110	.397
	OBERKFELL	.277	137	10	448	47	124	46	13	5	3	156	.348	62	44	18	2	2	3	0	5	57	.365
	Or SMITH	.271	158	0	632	95	171	82	31	6	5	229	.362	66	44	6	6	5	51	11	12	83	.340
	PENDLETON	.234	108	45	303	29	71	19	8	4	4	99	.327	9	42	15	2	0	9	6	1	25	.256
	COLEMAN	.294	148	0	629	106	185	47	19	16	1	239	.380	53	116	6	2	0	138	30	2	96	.349
D	ARMAS	.256	108	4	383	52	98	76	18	3	24	194	.507	16	85	7	0	8	0	0	5	55	.286
D	Lry PARRISH	.275	108	7	393	52	108	54	14	2	15	171	.435	29	79	4	1	2	0	1	9	55	.325
E	Jody DAVIS	.207	129	21	430	43	89	40	22	0	15	156	.363	36	63	7	1	1	4	0	5	42	.268
B	C. CASTILLO	.164	74	84	195	16	32	27	8	0	5	55	.282	17	48	2	0	0	2	1	4	13	.231
B	PHILIPS	.186	61	93	199	25	37	34	6	0	11	76	.382	20	43	0	0	0	1	1	5	20	.260
E	LANDREAUX	.262	126	32	428	57	112	58	9	2	13	164	.383	31	50	7	0	4	19	1	7	54	.312
B	ASHBY	.325	70	83	194	26	63	38	10	0	11	106	.546	37	27	4	0	2	0	0	4	46	.433
D	MALLING	.236	120	39	394	38	93	30	23	1	4	130	.330	27	42	14	0	2	7	1	2	38	.285
D	MOTLEY	.207	31	126	92	10	19	7	5	0	3	33	.359	7	14	1	0	0	2	0	0	9	.263
A	FIELDER	.271	31	121	96	6	26	14	5	0	3	40	.417	2	20	0	0	0	0	0	3	11	.286
A	LOMBARDOZZI	.418	41	115	91	10	38	10	9	1	0	49	.538	13	9	4	1	1	8	4	1	24	.490
A	ESPINOZA	.245	30	127	49	5	12	2	1	0	0	13	.265	1	8	2	0	0	0	0	0	3	.260
B	Bobby JONES	.000	3	157	11	0	0	0	0	0	0	0	.000	0	6	0	0	0	0	0	0	0	.000
A	HURDLE	.500	1	159	4	1	2	0	0	0	0	2	.500	0	0	0	0	0	0	0	0	1	.500
C	WILFONG	.138	37	123	29	2	4	3	0	0	0	4	.138	0	5	4	1	0	0	0	0	1	.138

BAT TOTALS .265 160 5614 709 1485 680 234 50 125 2194 .391 499 797 119 16 38 246 57 79 734 .325

Def DP: 141

Pit Err: 8

RC Factor: 0.96

Proj W-LZ: .499

GS/GR	PITCHER	ERA.	W	L	PCT.	SV	RP	GS	GR	CG	SH	IP	H	R	ER	HR	BB	SO	DP-Z	BB/9	SO/9
35/ 0	Danny COX	3.31	19	12	.613	0	0	35	0	12	4	261	237	108	96	28	77	150	.242	2.7	5.2
33/ 0	DENNY	4.10	11	13	.458	0	0	29	4	8	0	224	236	108	102	18	54	93	.270	2.2	3.7
31/ 0	ROMANICK	4.00	11	11	.500	0	0	31	0	8	2	225	214	109	100	33	83	52	.250	3.3	2.1
25/ 0	NIPPER	3.91	12	5	.706	0	0	25	0	4	2	179.3	161	86	78	20	85	85	.240	4.3	4.3
33/ 0	TANAWA	5.07	2	7	.222	0	0	14	6	1	0	103	125	70	58	23	30	61	.299	2.6	5.3
0 /58	G. HARRIS	3.64	8	9	.471	23	31	0	55	0	0	89	80	42	36	10	47	82	.240	4.8	8.3
7 /43	EASTERLY	3.76	8	6	.571	1	5	7	33	1	0	81.3	85	37	34	13	33	51	.268	3.7	5.6
0 /17	HURST	3.66	5	3	.625	0	4	4	34	1	0	98.3	107	40	40	14	22	82	.276	2.0	7.5
	MORRELL	4.42	3	0	1.000	2	5	0	15	0	0	18.3	18	9	9	5	6	13	.256	2.9	6.4
	KEPSHIRE	5.77	0	1	1.000	0	0	0	26	0	0	34.3	31	25	22	9	21	9	.241	5.5	2.4
	KRUEGER	5.59	1	0	1.000	0	1	0	5	0	0	9.7	12	6	6	2	5	5	.304	4.7	4.7
	SCHROM	3.86	0	0	1.000	0	0	0	4	0	0	9.3	12	4	4	1	1	3	.311	1.0	2.9
10/10	LUGO	4.52	1	7	.125	1	1	10	9	3	0	81.7	75	43	41	14	26	49	.244	2.9	5.4
5 / 3	R.PATTERSON	4.75	0	5	.000	0	0	5	2	0	0	36	37	23	19	3	12	14	.265	3.0	3.5

PIT TOTALS 4.00 81 79 .506 27 47 160 193 38 8 1450.3 1430 710 645 193 502 749 .257 3.1 4.6

TOLEDO Tomcats

* 32 *

Manager: Bill Parks (Carol)

Age: 44 Occupation: Supervisor

Biographical Sketch

Foreman for the Jones Transfer Company. Hobbies, besides table-baseball, now include home computer games and projects. Also attend University of Toledo occasionally, coach softball and basketball when there's time available.

TEAM MVP: R. Henderson

Most Unexp. Perf: R. Henderson

The Season Story

Team's pitching collapsed, especially the bullpen. Too many HRs and hits given up - poor "save" performance. I was especially disappointed in Valenzuela and John Franco - two guys who should have been team leaders. Offense was average at best. Lots of OB%, but poor power and too many Ks. Without Henderson's outstanding year, I'd have had worst record ever!!

AB	PLAYER	PCT.	G	BU	AB	R	H	RBI	2B	3B	HR	TB	SLG.	BB	SO	E	SH	SF	SB	CS	WH	RC	OB-Z
E	G. WALKER	.226	161	0	682	72	154	105	41	0	24	267	.391	41	134	21	1	9	8	0	7	73	.270
E	HUBBARD	.273	111	45	359	41	98	32	19	0	3	126	.351	39	40	12	13	6	5	6	1	42	.344
E	Julio FRANCO	.249	139	19	522	51	130	41	19	0	1	152	.291	47	77	27	0	8	10	2	1	48	.311
E	ESASKY	.288	122	31	462	67	133	76	29	0	27	243	.526	51	127	24	0	3	3	1	7	87	.359
E	YOUNT	.299	117	32	451	67	135	81	20	5	15	210	.466	48	50	5	0	9	16	1	11	80	.367
	R. HENDERSON	.387	130	14	491	133	190	71	27	4	22	291	.593	*132	53	3	0	2	116	8	3	179	.517
	MARSHALL	.316	129	16	512	74	162	78	31	0	27	274	.535	33	146	2	1	2	10	4	7	98	.358
	T. KENNEDY	.273	124	21	477	42	130	48	29	0	7	180	.377	28	109	7	0	3	0	0	2	56	.313
D	HULETT	.247	72	89	247	23	61	27	10	2	1	78	.316	24	40	12	3	2	5	1	3	25	.314
	GLADDEN	.234	125	24	509	64	119	54	10	17	7	184	.361	60	90	0	10	2	40	11	2	61	.315
C	D. ANDERSON	.197	46	109	152	18	30	10	2	0	2	38	.250	20	29	15	4	1	5	2	3	11	.291
C	TETTLTON	.263	57	99	190	13	50	13	8	1	2	66	.347	31	60	1	2	0	0	5	1	23	.367
B	M. THOMPSON	.249	53	104	169	17	42	18	3	1	0	47	.278	11	37	7	0	0	6	3	4	14	.294
A	MELVIN	.242	17	144	62	6	15	2	3	0	0	18	.290	4	14	0	1	0	0	0	0	5	.288
A	GALLEGO	.233	29	130	86	10	20	14	4	1	1	29	.337	22	19	1	2	3	1	0	1	11	.389
a	GREENWELL	.375	17	144	40	10	15	12	2	0	7	38	.950	5	7	0	0	0	0	0	3	17	.444
B	O. NIXON	.210	43	115	143	19	30	6	5	0	0	35	.245	4	25	1	3	0	23	3	0	10	.231
A	J. NOSES	.155	21	137	71	3	11	2	0	0	0	11	.155	0	10	0	0	0	6	3	0	2	.155

BAT TOTALS .271 161 5677 730 1536 695 262 32 146 2300 .405 601 1075 146 42 50 254 50 57 811 .340

Def DP: 142

Pit Errs: 8

RC Factor: 0.90

Proj W-L: .440

GS/GR	PITCHER	ERA.	M	-L	PCT.	SV	RP	GS	GR	CS	Sh	IP	H	R	ER	HR	BB	SO	OP-Z	BB/9	SO/9
35/0	VALENZUELA	3.66	13	15	.464	0	0	35	0	18	0	277.7	265	123	113	17	93	227	.251	3.0	7.4
31/0	LaPOINT	5.95	7	13	.350	0	0	31	0	1	0	186.3	233	118	115	21	60	144	.305	2.9	7.0
26/1	HAAS	4.98	6	14	.300	0	0	26	1	2	1	173.7	210	109	96	33	22	75	.298	*1.1	3.9
	J. DeLEON	5.26	6	15	.286	2	2	25	10	3	0	167.7	181	124	98	25	112	165	.275	6.0	8.9
12/21	Ron ROBINSON	4.15	6	0	1.000	0	0	12	8	1	0	89	105	44	41	13	14	93	.293	1.4	9.4
0/70	MUNEZ	3.01	4	7	.364	6	10	0	60	0	0	74.7	58	27	25	16	24	60	.214	2.9	7.2
0/67	John FRANCO	3.82	4	5	.444	17	21	0	53	0	0	66	50	32	28	6	26	51	.210	3.5	7.0
0/49	F. WILLIAMS	5.60	4	4	.300	0	4	0	33	0	0	35.3	51	24	22	4	16	27	.336	4.1	6.9
	RUCKER	6.42	1	5	.167	3	4	0	64	0	0	75.7	106	59	54	11	29	37	.330	3.4	4.4
12/16	O'NEAL	3.76	4	3	.571	0	0	12	4	2	1	88.7	80	39	37	6	30	60	.241	3.0	6.1
	TOLIVER	5.18	3	9	.250	1	1	12	36	0	0	107.7	125	68	62	12	59	123	.290	4.9	10.3
	SCHIRALDI	8.20	0	4	.000	0	0	0	22	0	0	18.7	39	17	17	4	8	17	.423	3.9	8.2
5/0	LEARY	5.02	0	3	.000	0	0	6	0	0	0	37.7	49	22	21	4	9	35	.314	2.2	8.4
	FRAZIER	5.48	0	1	.000	0	0	0	17	0	0	21.3	19	15	13	5	17	16	.238	7.2	6.8

PIT TOTALS 4.63 62 98 .388 29 45 161 311 29 3 1444.7 1583 824 744 177 525 1139 .278 3.3 7.1

WAKEFIELD Cardinals

* 33 *

Manager: James Clayman (Sharon)

Age: 41 Occupation: State of Michigan

Biographical Sketch

Like to read and fish.

TEAM MVP: M. Schmidt

Most Unexp. Perf: Darling

The Season Story

Not a great season.

Lousy pitching.

Not enough hitting.

Lousy defense.

AB	PLAYER	PCT.	G	GU	AB	R	H	RBI	2B	3B	HR	TB	SLG.	BB	SO	E	SH	SF	SB	CS	WH	RC	OB-Z
E	CAREW	.267	131	4	487	40	130	28	16	2	0	150	.308	59	47	14	3	2	3	2	4	52	.346
E	S. SAK	.257	136	9	479	54	123	31	7	2	2	140	.292	51	45	30	6	2	23	13	4	46	.328
E	NEACHAN	.209	129	34	368	43	77	25	5	0	0	82	.223	44	71	25	6	4	17	5	2	26	.294
	M. SCHMIDT	.243	159	1	600	98	146	128	28	5	42	310	.517	110	130	38	0	8	1	1*	25	112	.361
D	Rupe JONES	.220	114	49	381	61	84	70	12	0	22	162	.425	57	80	2	0	0	4	4	6	51	.322
	BUTLER	.315	161	0	683	114	215	64	33	12	3	281	.411	69	67	3	3	3	63	*30	6	107	.378
	BRUNANSKY	.205	158	0	614	72	126	105	21	0	27	228	.371	64	95	8	0	10	4	3	11	63	.280
E	BREMLY	.219	148	2	462	48	101	58	18	0	22	185	.400	79	77	17	0	2	0	1	8	61	.333
D	D. COLLINS	.235	78	80	238	33	56	26	10	3	5	87	.366	19	25	4	3	5	15	7	5	25	.292
D	TOLLESON	.357	101	50	359	52	128	29	7	5	0	145	.404	22	58	23	3	2	28	14	1	57	.394
C	GARBEY	.196	14	147	46	4	9	2	1	1	1	15	.326	0	5	1	0	0	0	0	0	3	.196
C	KNIGHT	.310	11	152	29	4	9	11	1	0	4	22	.759	1	4	0	0	1	0	0	0	7	.333
C	GAGNE	.000	1	162	0	0	0	0	0	0	0	0	.000	0	0	0	0	0	0	0	0	0	.000
B	WHITFIELD	.250	20	139	68	9	17	7	4	0	3	30	.441	3	12	0	0	0	1	0	1	9	.282
B	S. HENDERSON	.221	22	139	68	2	15	3	0	0	0	15	.221	3	13	0	0	0	0	0	1	4	.254
B	GRUBB	.231	46	106	143	15	33	14	3	0	5	51	.357	18	23	0	0	3	0	0	2	16	.317
C	CERONE	.170	69	90	106	11	18	7	2	0	1	23	.217	7	7	2	1	0	0	1	1	5	.221
D	S. LYONS	.283	56	106	138	11	39	13	8	0	2	53	.384	10	24	5	0	0	4	1	1	17	.331
B	LANDRUM	.283	17	145	46	5	13	4	2	1	0	17	.370	9	12	0	1	0	2	0	0	7	.400
C	THON	.289	46	114	149	16	43	18	3	0	3	55	.369	9	26	8	0	2	5	1	3	19	.329
C	HEEP	.162	36	124	99	8	16	10	2	0	1	21	.212	16	7	0	0	1	3	0	0	6	.278

BAT TOTALS .251 163 5563 700 1398 653 183 31 143 2072 .372 650 828 189 26 45 173 86 81 684 .330

Def DP: 102

Pit Errs: 9

RC Factor: 1.02

Proj W-LX: .466

GS/GR	PITCHER	ERA.	W	L	PCT.	SV	RP	BS	GR	CS	SH	IP	H	R	ER	HR	BB	SO	OP-Z	BB/9	SO/9
36/ 0	TUDOR	3.16	20	14	.588	0	0	37	0	18	4	301.7	308	127	106	18	54	214	.264	1.6	6.4
35/ 1	DARLING	4.60	14	15	.483	0	0	36	0	15	2	260.3	277	145	133	26	110	207	.272	3.8	7.2
33/ 0	LEIBRANDT	3.41	14	15	.483	0	0	33	0	13	2	261.3	259	115	99	26	76	128	.258	2.6	4.4
32/ 0	Joe NIEKRO	3.75	8	12	.400	0	0	29	1	6	2	206.3	187	92	86	22	109	97	.241	4.8	4.2
25/ 6	HONEYCUTT	5.34	9	10	.474	0	0	23	1	3	1	150	198	99	89	16	47	72	.317	2.8	4.3
0 /71	CARMAN	3.02	7	3	.700	20	27	0	56	0	0	47.7	51	17	16	7	25	42	.273	4.7	7.9
2 /60	R. McDOWELL	3.63	9	2	.818	9	18	0	56	0	0	79.3	76	34	32	11	20	50	.252	2.3	5.7
3 /46	HORTON	2.57	2	3	.400	1	3	0	26	0	0	35	44	13	10	0	4	22	.306	1.0	5.7
	WADDELL	6.30	1	0	1.000	0	0	2	4	0	0	20	26	18	14	4	6	6	.313	2.7	2.7
	SISK	16.20	0	1	.000	0	0	0	6	0	0	6.7	18	13	12	0	9	4	.487	12.2	5.4
	McGREGOR	5.40	1	2	.333	0	1	1	10	0	0	21.7	21	14	13	5	5	7	.254	2.1	2.9
	SWIFT	6.79	0	0	.000	0	0	0	26	0	0	59.7	107	48	45	6	24	25	.386	3.6	3.8
	SNYDER	7.36	0	1	.000	0	0	2	1	0	0	11	14	13	9	2	10	6	.309	8.2	4.9
	(STAT ERROR)		0	0		0	0	0	0	0	0	0	0	1	0	0	0	0			

PIT TOTALS 4.09 85 78 .521 30 49 163 187 55 11 1460.7 1586 749 664 143 499 880 .276 3.1 5.4

ZAGAZIG Zilches

+ 34 +

Manager: Bob Weisman

Age: 26 Occupation: Grad. Student/Meteorology

Biographical Sketch

I think I've finally turned the corner on the doctorate and may only have about 18 months to go for the PhD! Then, I can get a job at Burger King. "It was the best of times; it was the worst of times" as far as the Boston sports year went, with 3 teams reaching the championship finals in their respective sports, but oh, pain of the Red Sox choke! Anyone who knows any hit men out there can hire one for me to take care of Bill "Paraplegic" Buckner once and for all!

TEAM MVP: Garrelts

Most Unexp. Perfs: Glenn "M*A*S*H" Davis

The Season Story

Third straight last place finish in the Musial, but it was still the best squad I've managed. Garrelts was the whole story of the team, with 40 RPs (one off the American record), for a team that won only 68 games! The team surprised early (36-32 through Series 5), then collapsed (32-60). However, it was fun to be competitive for a change. Glen M*A*S*H Davis required an entire paramedic staff hovering over Sorocco Stadium with his constant injuries. Things look better for next year (maybe .500), especially after the Bangles recorded the team song, "Walk Like an Egyptian." However, I can't count on ripping off another stooge like Banff's manager during this year's trading season. Note: Zagazig only eliminated once this year, at least 23 times less than the Rockford Radar!

AB	PLAYER	PCT.	G	GU	AB	R	H	RBI	2B	3B	HR	TB	SLG.	BB	SO	E	SH	SF	SB	CS	WH	RC	OB-Z
D	Glenn DAVIS	.229	94	0	332	38	76	54	12	0	14	130	.392	34	60	11	3	2	1	0	7	39	.301
	DORAN	.298	146	0	593	97	177	51	26	4	18	265	.447	60	69	16	8	4	28	13	6	96	.363
D	WILKERSON	.245	123	25	314	31	77	21	5	8	0	98	.312	22	50	19	5	0	12	6	1	29	.295
D	PAGLIARULO	.216	134	24	399	34	86	59	18	0	21	167	.419	33	94	20	6	4	0	2	7	45	.275
E	M. HATCHER	.249	132	14	485	36	121	36	20	0	1	144	.297	16	38	15	5	0	2	3	5	39	.273
E	O. McDONELL	.257	118	12	373	41	96	29	14	5	8	144	.386	26	66	6	2	0	32	5	2	47	.306
	P. BRADLEY	.294	157	0	623	82	183	77	28	11	22	299	.480	45	122	9	5	1	18	7	10	102	.341
D	M. BAILEY	.245	120	23	400	41	98	54	17	0	11	148	.370	60	80	10	1	1	3	2	6	51	.343
	C. MARTINEZ	.235	139	0	498	73	117	69	30	0	24	219	.440	102	81	1	2	0	3	5	10	79	.365
	D. HENDERSON	.201	121	18	344	32	69	36	19	0	8	112	.326	24	66	6	2	2	4	0	7	29	.253
E	BOONE	.210	143	17	433	29	91	29	7	0	1	101	.233	21	49	4	10	8	3	1	2	25	.247
E	SCHOFIELD	.199	111	49	176	12	35	7	3	0	1	41	.233	10	28	18	10	0	6	0	1	11	.242
E	BROOKENS	.237	73	67	207	23	49	20	16	3	4	83	.401	10	30	11	5	0	5	1	3	23	.272
A	TARTABULL	.263	61	79	99	10	26	13	8	1	1	39	.394	7	26	3	0	0	1	0	0	12	.311
A	NOKES	.176	38	122	85	3	15	3	2	0	1	20	.235	3	17	0	0	0	0	0	0	4	.205
A	KIEFER	1.000	2	158	1	1	1	2	1	0	0	2	2.000	0	0	0	0	0	0	0	0	21	.000

BAT TOTALS .246 160 5362 583 1317 560 226 32 135 2012 .375 473 876 155 64 22 118 45 67 621 .307

Def DP: 156

Pit Errs: 6

RC Factors: 0.93

Proj W-L: .376

GS/GR	PITCHER	ERA.	M	-	L	PCT.	SV	RP	GS	GR	CS	SH	IP	H	R	ER	HR	BB	SO	DP-Z	BB/9	SO/9
	BIELECKI	4.45	8	16	.333	0	0		-40	1	2	1	214.3	199	117	106	23	144	108	.246	6.0	4.5
35/ 0	WITT	4.04	14	14	.500	0	0		35	0	10	0	247.3	241	129	111	26	100	166	.255	3.6	6.0
31/ 7	K. GROSS	5.11	5	18	.217	0	1		31	7	2	0	195.7	223	118	111	17	92	129	.286	4.2	5.9
19/15	Bob FORSCH	5.06	3	8	.273	0	0		19	13	2	1	122.7	141	76	69	15	48	31	.288	3.5	2.3
	Matt YOUNG	4.19	2	2	.500	1	1		5	9	0	0	53.7	63	25	25	4	13	27	.292	2.2	4.5
0 /74	GARRELTS	2.72	14	8	.636	26	+40		0	71	0	0	96	78	30	29	8	40	93	.222	3.8	8.7
0 /64	POMER	3.39	5	2	.714	5	10		0	64	0	0	63.7	53	29	24	8	40	29	.226	5.7	4.1
0 /56	Ken HOWELL	3.59	3	1	.750	0	3		0	56	0	0	72.7	59	33	29	7	34	58	.222	4.2	7.2
0 /28	HENKE	1.83	3	4	.429	4	7		0	28	0	0	34.3	27	9	7	3	31	.216	1.6	8.1	
18/28	G. NELSON	4.55	5	11	.313	0	0		18	27	1	1	150.3	162	95	76	17	82	113	.275	4.9	6.8
5 / 5	Steve DAVIS	4.14	2	3	.400	1	1		5	6	0	0	41.3	35	20	19	11	12	35	.229	2.6	7.6
5 / 0	GUZMAN	2.35	3	2	.600	0	0		5	0	1	1	38.3	32	13	10	3	13	25	.227	3.1	5.9
2 /14	CONROY	6.51	1	2	.333	0	0		2	14	1	0	37.3	37	30	27	6	27	7	.258	6.5	1.7
	LANGSTON	4.15	0	1	.000	0	0		0	20	0	0	47.7	49	26	22	6	22	22	.265	4.2	4.2
	SCHULZE	27.00	0	0	.000	0	0		0	1	0	0	.3	3	1	1	0	0	0	.760	0.0	0.0
	CHILDRESS	0.00	0	0	.000	0	0		0	1	0	0	1	0	0	0	0	0	0	.000	0.0	0.0

PIT TOTALS 4.22 68 92 .425 37 63 160 318 19 6 1416.7 1402 751 665 154 673 874 .258 4.3 5.6

Released Player Stats

* 35 *

Team/Player	PCT.	GP	AB	R	H	BI	2B	3B	HR	BB	SO	E	SH	SF	SB	CS	WH
** AMERICAN **																	
(DF) Davis, Gerry	.242	20	47	2	15	6	2	1	0	1	12	0	0	0	0	0	0
(NJ) Funderburk	.200	1	4	1	1	0	0	1	0	0	1	0	0	0	0	0	0
(TT) Hudler	.175	15	52	0	11	5	0	1	0	1	8	0	2	0	0	0	1
(CL) Narron	.184	42	115	8	26	19	2	0	1	7	18	3	0	0	0	0	2

** NATIONAL **																	
(ZR) Bannister, A.	.281	26	69	16	27	11	2	2	2	6	7	5	1	0	9	0	2
(OK) Brummer	.161	31	94	5	18	4	3	0	0	10	26	1	0	0	0	2	0
(PO) Connally	.190	12	34	1	8	2	1	0	0	7	10	0	0	1	0	0	0
(GC) Funderburk	.286	12	20	2	8	5	2	1	0	0	2	0	0	0	0	0	2
(PO) Meier	.200	53	112	12	28	16	6	0	2	15	14	1	4	0	0	1	2
(CS) Reynolds, Ron	.000	2	2	0	0	0	0	0	0	0	2	0	0	0	0	0	0
(GC) Thompson, S.	.000	5	13	0	0	0	0	0	0	2	2	2	0	0	0	0	0
(RR) Vukovich, G.	.172	38	130	9	27	7	10	0	2	5	27	1	0	0	0	0	0
(GC) Whitfield	.146	28	82	7	14	9	4	0	2	1	22	0	0	0	0	0	1

Team/Pitcher	ERA	W	L	SV	RP	GS	GR	CG	Sh	IP	H	R	ER	HR	BB	SO
** AMERICAN **																
(CL) Beckwith	7.30	0	0	1	1	0	8	0	0	12.3	21	10	10	5	4	9
(TT) Burtt	.73	4	0	2	2	2	3	2	1	24.7	12	3	2	0	6	9
(CL) Long	2.45	1	2	2	3	0	9	0	0	11.0	7	3	3	1	5	3
(PG) Perez, P.	5.73	0	1	0	0	0	8	0	0	11.0	7	7	7	1	9	5
(PG) Romero, R.	5.25	0	0	2	2	0	9	0	0	12.0	12	7	7	0	13	4

** NATIONAL **																
(PO) Burris	2.70	0	0	0	0	0	4	0	0	6.7	5	2	2	2	4	1
(OK) Burtt	1.99	2	0	0	0	2	3	1	1	22.7	21	8	5	2	9	7
(NY) Castillo, B.	0.00	0	0	0	0	0	1	0	0	1.0	0	0	0	0	0	1
(RR) Trujillo	8.69	0	0	0	0	0	8	0	0	19.7	36	21	19	6	5	3

Stat Key

Most of the stat categories are self-explanatory, but a few require some explanation:

* RC: runs created, where, $RC = \frac{(H + BB - CS) \times (TB + 0.55 \times SB)}{(AB + BB)}$

Def DP: defensive double plays, which include all types of defensive DP's
Pit err: pitcher fielding errors; included in total team errors

* RC Factor: a comparison of runs scored against total runs created, where
 $RC \text{ Factor} = R/RC$; a value under 1.00 might indicate runs lost due to careless base coaching, too many LOB, GIDP, etc.

* Proj. W-L%: the expected winning percentage based on a comparison of runs scored to runs allowed, where,

$$\text{Proj. W-L\%} = \frac{R^2}{R^2 + OR^2} \quad \text{* from Bill James' 1984 Baseball Abstract}$$

For the pitching stats:

OP-%: the batting percentage against each pitcher; an average number of batters per inning was derived from the final Association stats
(American: 2.840; National: 2.834), where,

$$(\text{American}) \text{ OP-\%} = \frac{H}{(H + 2.840 \times IP)}$$

BB/9: the number of walks allowed per 9 innings pitched

SO/9: the number of strikeouts per 9 innings pitched

NOTE: an asterisk (*) preceding any stat indicated that the player/pitcher led his Association in that stat category; a period (.) indicates that the player/pitcher tied for the lead in his Association in that stat category.

NATIONAL

1986 FINAL STANDINGS

Northeastern

CLEMENTE				MANTLE			
	W - L	PCT.	GB		W - L	PCT.	GB
TROY	101- 59	.631	--	MOHAWK TRAIL	101- 59	.631	--
COMMACK	96- 64	.600	5	BUFFALO	93- 67	.581	8
NEW YORK	67- 93	.419	34	PENNELLVILLE	82- 78	.513	19
BERNE	64- 96	.400	37	LATHAM	77- 83	.481	24
FIVE RIVERS	59-101	.369	42	BERKSHIRE	72- 88	.450	29

Continental

RUTH				AARON			
	W - L	PCT.	GB		W - L	PCT.	GB
ZACA'S	100- 60	.625	--	WESTFIELD	98- 62	.613	--
UCONN	96- 64	.600	4	AUBURN	92- 68	.575	6
DENVER	84- 76	.525	16	KENTUCKY	82- 78	.513	16
GOTHAM CITY	73- 87	.456	27	OZARK	66- 94	.413	32
NEW BRITAIN	53-107	.331	47	RAINIER	44-116	.275	54

1986 National Playoff Results

COMMACK defeated TROY 4 Games to 2 to win the Northeastern Wild Card Playoff
 UCONN defeated WESTFIELD 4 Games to 1 to win the Continental Wild Card Playoff
 MOHAWK TRAIL defeated COMMACK 4 Games to 1 to win the Northeastern Conference Title
 UCONN defeated ZACA's 4 Games to 1 to win the Continental Conference Title
 MOHAWK TRAIL defeated UCONN 4 Games to 3 to win the National Association Pennant

MOHAWK TRAIL Avengers

* 49 *

Manager: Frank Lentine
Age: 39 Occupation: Chemist

TML Champion

Biographical Sketch

Just completed my 13th year as an organic Chemist in the R&D Dept. of a small photographic company, now called Photech Imaging Systems. Also, completed 2nd year as TCBA President. 1986 represented one of my best years in golf. I won several local home club events, finished 2nd in the North Adams Invitational Singles (oldest New England Amateur Singles Tournament), 1st in Crumpin-Fox open, 3rd in Goodyear Invitational, and 9th in Miller Eastern Amateur open.

TEAM MVP: McGee

Most Unexp. Perf: Rawley

The Season Story

Most successful season in team history was highlighted by a spectacular effort by Willie "ET" McGee, as he copped the batting title, while amassing 63 EXBH, scoring 134 runs & stealing 54. Mattingly rebounded from a slow start to drive home 111, including 18 game-winners and a League-leading 49 2Bs. Other solid contributors on offense were Sandberg, Brett & Armas. For the first time since TML I, the Avengers had a 20-game winner (Valenzuela 23, Rawley 21). Phil Niekro came within 1 of making it three. The deepest bullpen in team history was responsible for 34 SVs. A gold glove infield kept the pitching staff from running into jams.

AB	PLAYER	PCT.	G	GU	AB	R	H	RBI	2B	3B	HR	TB	SLG.	BB	SO	E	SH	SF	SB	CS	WH	RC	OB-Z
	MATTINGLY	.314	158	0	656	84	206	111	*49	1	22	323	.492	42	51	6	2	8	0	1	18	114	.355
	SANDBERG	.258	155	0	635	111	164	100	30	3	27	281	.443	58	102	10	0	6	54	13	14	94	.320
	A. GRIFFIN	.297	160	0	593	61	176	43	22	7	1	215	.363	25	45	19	0	4	20	6	3	71	.325
	BRETT	.295	152	0	583	101	172	95	28	1	26	280	.480	63	60	7	1	11	9	0	18	104	.364
E	YOUNT	.223	114	24	413	58	92	52	20	2	9	143	.346	52	44	7	0	5	7	7	4	43	.310
	McGEE	*.362	152	0	655	*134	*237	73	32	17	14	345	.527	48	60	11	1	2	54	-24	6	139	.405
D	ARMAS	.245	99	33	383	52	94	76	12	4	24	186	.486	16	68	4	0	4	0	0	8	51	.276
D	SALAS	.293	123	36	362	47	106	56	17	10	9	170	.470	7	40	3	0	2	0	0	8	52	.306
D	C. JOHNSON	.215	71	79	246	14	53	30	7	0	2	66	.268	14	47	0	0	3	0	0	3	17	.258
	PENDLETON	.249	91	60	301	32	75	35	8	3	4	101	.336	16	35	1	1	3	9	2	5	30	.287
D	MALLING	.272	119	41	367	55	100	46	17	1	10	149	.406	23	23	6	0	3	7	3	3	47	.315
C	FOLEY	.190	23	135	42	4	8	3	0	0	1	11	.262	5	8	4	0	0	1	0	1	3	.277
E	HERNDON	.240	63	96	167	20	40	21	7	3	4	65	.389	15	24	6	0	1	1	1	1	8	.222
C	CERONE	.180	94	60	167	11	30	8	5	0	0	35	.210	9	17	3	1	1	0	1	1	8	.222
A	COTTO	.342	37	123	73	7	25	10	1	0	1	29	.397	1	13	2	1	0	0	0	2	10	.351
a	D. SAX	.281	10	140	32	5	9	4	3	0	0	12	.375	1	3	2	0	0	0	0	2	4	.303
C	YOUNGBLOOD	.118	11	147	17	4	2	2	1	0	1	6	.353	2	1	0	0	0	0	0	1	1	.211
B	BILARDELLO	.316	8	152	19	1	6	0	0	0	0	6	.316	0	2	1	0	0	0	0	0	2	.316

BAT TOTALS .279 160 5711 601 1595 765 259 52 155 2423 .424 397 683 97 7 53 162 58 100 795 .326

Def DP: 128

Pit Err: 5

RC Factor: 1.00

Proj W-L: .641

GS/GR	PITCHER	ERA	W	L	PCT.	SV	RP	GS	GR	CG	SH	IP	H	R	ER	HR	BB	SO	OP-Z	BB/9	SO/9
35/0	VALENZUELA	3.00	23	9	.719	0	0	35	0	18	5	296.7	261	106	99	23	106	184	.236	3.2	5.6
31/5	RAWLEY	3.21	21	6	.778	0	1	31	5	11	1	249.3	211	96	89	26	79	131	.229	2.9	4.7
33/0	P. NIEKRO	3.23	19	10	.655	0	0	33	0	11	4	248	175	93	89	27	136	184	.198	4.9	6.7
26/12	HUDSON	4.07	12	9	.571	0	1	26	6	4	2	201	178	98	91	35	74	128	.237	3.3	5.7
	SWIFT	4.90	10	11	.476	0	0	35	0	4	2	185.7	213	107	101	11	75	91	.287	3.6	4.4
0/63	Jay HOWELL	2.52	3	4	.429	7	10	0	48	0	0	75	54	25	21	8	30	54	.201	3.6	6.5
0/69	B. JAMES	2.45	2	6	.250	11	13	0	36	0	0	40.3	35	15	11	4	14	34	.233	3.1	7.6
0/28	HENKE	2.66	4	2	.667	9	13	0	20	0	0	23.7	15	7	7	4	8	25	.182	3.0	9.5
0/56	HUNE	3.72	2	0	1.000	4	6	0	34	0	0	58	50	26	24	8	14	41	.232	2.2	6.4
0/54	AGE	3.22	1	0	1.000	2	3	0	11	0	0	22.3	19	8	8	2	7	15	.230	2.8	6.0
0/41	CLEAR	3.17	4	1	.800	1	5	0	28	0	0	48.3	37	17	17	3	26	31	.211	4.8	5.8
1/40	B. GIBSON	5.40	0	1	.000	0	0	0	2	0	0	1.7	2	1	1	1	1	0	.296	5.4	0.0

PIT TOTALS 3.46 101 59 .631 34 52 160 190 48 14 1450 1250 599 538 152 570 918 .232 3.5 5.7

Western

* 69 *

Wild Card New Jersey vs. Pensacola

1	1	2	3	4	5	6	7	8	9	--	R	H	E
NEW JERSEY	0	0	1	0	0	0	0	0	0	--	1	5	0
PENSACOLA	2	0	1	0	0	2	0	0	x	--	5	10	0
Win-Seaver(1-0)													
HR-Hrbek(1), Kittle(1).													
Loss-Gooden(0-1)													

The series opener saw New Jersey send youngster Dwight Gooden(27-6) up against Tom Seaver(18-11) of Pensacola. The Stingray took an early 2-0 lead on a Hrbek homer in the 1st and Kittle added the clincher in the 6th, with another 2-run shot. Seaver coasted to a complete game victory.

2	1	2	3	4	5	6	7	8	9	--	R	H	E
NEW JERSEY	0	0	1	0	0	0	0	0	0	--	1	9	0
PENSACOLA	0	1	0	0	0	0	1	0	x	--	2	10	0
Win-Guidry(1-0)													
Save-Orosco(1)													
Loss-Saberhagen(0-1)													
HR-none.													

Game #2 found Bret Saberhagen(18-12) on the mound for New Jersey and Ron Guidry(20-11) going for Pensacola. Duncan delivered run-scoring singles in the 2nd & 7th innings for Pensacola, while Guidry out-duelled Saberhagen, needing 9th inning relief help from Orosco.

3	1	2	3	4	5	6	7	8	9	--	R	H	E
PENSACOLA	1	0	0	0	1	0	0	1	0	--	3	10	1
NEW JERSEY	4	0	0	0	0	0	1	0	x	--	5	9	1
Win-Hesketh(1-0)													
Save-J.Howell(1)													
Loss-Hammaker(0-1)													
HR-D.Evans 2 (1,2), Puckett(1).													

Game #3 starters were Atlee Hammaker(9-10) for Pensacola and Joe Hesketh(10-9) for New Jersey. A 1st inning explosion for New Jersey, highlighted by a 3-run Darrell Evans blast, was all Hesketh and Howell needed. Evans added a solo homer in the 7th.

4	1	2	3	4	5	6	7	8	9	--	R	H	E
PENSACOLA	2	0	0	0	1	0	1	0	0	--	4	12	0
NEW JERSEY	3	0	0	0	0	0	1	0	1	--	5	9	0
Win-Gooden(1-1)													
HR-none.													
Loss-Orosco(0-1)													

Game #4 found Game #1 starters, Seaver and Gooden back on the hill for both teams. Both teams struck in the 1st, but the pitchers regained control and a tight pitching duel followed. With Orosco on the mound for Pensacola in the 9th, he walked the first three batters, which set up a game-winning ground ball by Perconte. Gooden went all the way for New Jersey.

5	1	2	3	4	5	6	7	8	9	--	R	H	E
PENSACOLA	0	0	1	0	0	0	0	0	0	--	1	7	0
NEW JERSEY	0	0	0	2	0	0	0	0	x	--	2	9	0
Win-Saberhagen(1-1)													
Save-J.Howell(2)													
Loss-Guidry(1-1)													
HR-Presley(1).													

With the series tied at two games apiece, Pensacola re-matched Guidry against Saberhagen of New Jersey. The Stingray took a 1-0 lead in the 3rd, but Presley took Guidry downtown for a 2-run shot in the 4th. Both pitching staffs held the game scoreless from that point, giving New Jersey a 2-1 win.

6	1	2	3	4	5	6	7	8	9	--	R	H	E
NEW JERSEY	0	0	0	1	0	0	0	1	0	--	2	7	0
PENSACOLA	0	4	0	1	0	0	0	0	x	--	5	11	0
Win-Hammaker(1-1)													
Save-Orosco(2)													
Loss-Hesketh(1-1)													
HR-Downing(1), Perez(1).													

Game #6 saw Hesketh on the mound for New Jersey against Hammaker for Pensacola. Two-run singles by Duncan and Hrbek sparked Pensacola to a 4-0 lead in the 2nd, which Hammaker, Diaz & Orosco made stand up to force a 7th game. Boggs was 4 for 4 for Pensacola, giving him 5 straight hits over two games.

7	1	2	3	4	5	6	7	8	9	--	R	H	E
NEW JERSEY	0	0	0	2	0	2	0	0	0	--	4	6	1
PENSACOLA	0	0	0	0	0	2	0	1	0	--	3	5	0
Win-Gooden(2-1)													
HR-Virgil(1), Presley(2).													
Loss-Seaver(1-1)													

Game #7 found Gooden facing Seaver for the 3rd time. Virgil snapped a 0-0 tie in the 4th with a 2-run homer. Presley put New Jersey up 4-0, with another 2-run shot in the 6th. In the home half of the 6th, DH Baylor hit a 2-run clutch double to make it 4-2 NJ. In the Stingray 8th, Boggs singled and moved to 3rd, when Puckett followed with a single and Presley threw the ball away. Gooden induced Hrbek and Baylor to ground out, with only Boggs scoring, before he got Moreland to fly out. New Jersey threatened to add more in the 9th, loading the bases with 1 out, but Orosco got out of his self-made jam. Gooden rose to the occasion and sent the Stingray down in order in the 9th to send New Jersey to the Western Conference final against defending TNL Champ Darkfyre.

NEW JERSEY PINSTRIPE

Def DP: 7

PLAYER	AVG.	GP	GU	AB	R	H	BI	2B	3B	HR	BB	SO	E	SH	SF	SB	CS	WH
R. Miller	1.000	1		1	1	1	0	0	0	0	0	0	0	0	0	0	0	0
E. Milner	.455	4		11	1	5	1	2	0	0	3	0	0	0	0	3	0	0
M. Ramirez	.333	4		12	2	4	0	0	0	0	0	5	0	0	0	0	0	0
Engle	.333	1		3	0	1	0	1	0	0	0	1	0	0	0	0	0	0
McReynolds	.300	7		20	1	6	0	1	0	0	4	0	0	0	0	0	0	0
Morrison	.300	4		10	0	3	0	0	0	0	0	0	0	0	0	0	0	0
Downing	.296	7		27	3	8	1	1	0	1	3	4	0	0	0	1	1	0
Dar. Evans	.280	7		25	4	7	4	2	0	2	3	7	0	0	0	0	0	1
Youngblood	.273	4		11	0	3	0	0	0	0	1	3	0	0	0	0	1	0
Presley	.250	7		28	3	7	6	2	0	2	0	9	1	0	0	0	0	1
Perconte	.188	5		16	0	3	3	0	1	0	1	1	0	1	0	0	1	1
T. Perez	.182	5		11	2	2	3	0	0	1	2	1	0	0	0	0	0	0
Riles	.154	6		13	1	2	0	1	0	0	0	2	1	0	0	0	0	0
Virgil	.095	7		21	1	2	2	0	0	1	2	4	0	0	0	0	0	1
Brock	0.000	5		12	1	0	0	0	0	0	4	1	0	0	0	0	0	0
Cedeno	0.000	4		1	0	0	0	0	0	0	1	1	0	0	0	0	0	0
Bowa	0.000	1		0	0	0	0	0	0	0	0	0	0	0	0	0	0	0
BAT TOTALS	.243	7		222	20	54	20	10	1	7	24	39	2	1	0	4	3	4

PITCHER	ERA.	GS	GR	CG	Sh	IP	H	R	ER	HR	BB	SO	W	L	SV	RP
Dixon	0.00	0	2	0	0	5.3	5	0	0	0	0	6	0	0	0	0
Jay Howell	0.00	0	2	0	0	2.0	1	0	0	0	2	0	0	0	2	2
Clear	0.00	0	1	0	0	2.0	0	0	0	0	0	1	0	0	0	0
Saberhagen	1.62	2	0	1	0	16.7	17	3	3	0	2	12	1	1	0	0
Gooden	4.24	3	0	2	0	23.3	24	12	11	2	7	20	2	1	0	0
Hesketh	6.75	2	0	0	0	10.7	18	8	8	1	2	7	1	1	0	0
PIT TOTALS	3.00	7	1	3	0	42.0	41	15	14	2	9	33	3	2	0	0

MVP - Dwight Gooden

PENSACOLA STINGRAY

Def DP: 6

PLAYER	AVG.	GP	GU	AB	R	H	BI	2B	3B	HR	BB	SO	E	SH	SF	SB	CS	WH
Oglivie	.667	1		3	0	2	0	0	0	0	1	1	0	0	0	0	0	0
Puckett	.407	7		27	2	11	4	1	1	1	2	4	0	0	0	0	0	0
Flannery	.400	7		20	2	8	0	0	0	0	0	1	0	0	0	0	0	0
Boggs	.385	7		26	6	10	2	2	0	0	3	2	0	0	0	0	0	0
Duncan	.350	7		20	3	7	4	0	0	0	1	4	0	1	0	0	0	2
Garner	.286	2		7	1	2	0	0	1	0	0	0	0	0	0	0	0	0
Hrbek	.250	7		28	3	7	6	0	0	1	0	6	0	0	1	0	0	1
Mel Hall	.250	3		4	1	1	0	0	0	0	0	1	0	0	0	0	0	0
Whitt	.200	7		20	2	4	0	0	0	0	1	6	0	0	0	0	0	0
Baylor	.200	7		25	0	5	4	1	0	0	3	7	0	0	0	0	0	0
Kittle	.200	5		20	2	4	2	1	0	1	0	8	0	0	0	0	0	0
Heath	.167	2		6	1	1	0	0	0	0	0	1	0	0	0	0	0	0
Moreland	.115	7		26	0	3	1	1	0	0	2	5	0	0	0	2	0	0
T. Foley	0.000	1		0	0	0	0	0	0	0	0	0	0	0	0	0	0	0
Pitchers	0.000	7		0	0	0	0	0	0	0	0	0	1	0	0	0	0	0
BAT TOTALS	.280	7		232	23	65	23	6	2	3	13	46	1	1	1	2	0	3

PITCHER	ERA.	GS	GR	CG	Sh	IP	H	R	ER	HR	BB	SO	W	L	SV	RP
Reardon	0.00	0	1	0	0	1.0	0	0	0	0	0	1	0	0	0	0
Shipanoff	0.00	0	1	0	0	.7	1	0	0	0	0	1	0	0	0	0
Boyd	1.17	0	1	0	0	7.7	5	1	1	1	1	2	0	0	0	0
Guidry	1.84	2	0	0	0	14.7	17	3	3	1	2	10	1	1	0	0
Drosco	2.08	0	4	0	0	4.3	2	1	1	0	7	7	0	1	2	2
Seaver	3.26	3	0	1	0	19.3	15	7	7	1	7	11	1	1	0	0
C. Diaz	3.86	0	3	0	0	4.7	3	2	2	1	1	2	0	0	0	0
Campbell	4.50	0	1	0	0	2.0	2	1	1	1	1	1	0	0	0	0
Hammaker	7.94	2	0	0	0	5.7	9	5	5	2	5	4	1	1	0	0
PIT TOTALS	3.00	7	11	1	0	60.0	54	20	20	7	24	39	3	4	2	2

Wild Card **Rockford vs. Harbor Beach**

1		1	2	3	4	5	6	7	8	9	--	R	H	E
	ROCKFORD	0	0	0	0	0	0	0	0	0	--	0	4	0
	HARBOR BEACH	1	2	0	0	1	0	1	0	x	--	5	9	0
	Win-Stieb(1-0)	Loss-Dravecky(0-1)												

HR-Durham(1), Hoffman 2 (1,2), Gwynn(1).

The series opener saw Rockford send Dave Dravecky(11-15) against Harbor Beach ace Dave Stieb(20-11). The Hurons came out swinging, as homers by Durham & Gwynn, and a pair by Hoffman, backed the 4-hit shutout performance of Stieb.

2		1	2	3	4	5	6	7	8	9	10	--	R	H	E
	ROCKFORD	0	0	0	4	0	0	2	0	0	1	--	7	14	0
	HARBOR BEACH	0	0	0	3	0	1	0	2	0	0	--	6	10	0
	Win-Roberge(1-0)	Save-McCullers(1) Loss-Snell(0-1)													

HR-Durham(2), Webster(1).

Game #2 found Jim Slaton(18-17) on the hill for Rockford and Andy Hawkins(13-13) going for Harbor Beach. After a see-saw battle, Wallach delivered a 6W-RBI double in the 10th and McCullers recorded the save. Rockford's Webster was 4 for 5, including a 2-run homer in the 7th.

3		1	2	3	4	5	6	7	8	9	10	--	R	H	E
	HARBOR BEACH	0	0	0	1	2	0	0	0	0	1	--	4	13	0
	ROCKFORD	0	0	0	1	0	0	1	0	1	0	--	3	5	0
	Win-Calhoun(1-0)	Save-Snell(1) Loss-Clements(0-1)													

HR-Upshaw 2 (1,2), McRae(1).

Game #3 starters were Dave Palmer(8-10) for Harbor Beach and Mike Boddicker(14-10) for Rockford. Kevin Bass led off the Huron 10th with a single and stole 2nd & 3rd, before scoring the eventual game-winner on a Lansford RBI-double. Snell recorded the save. Rockford had stayed in the game with three solo homer, the final one a dramatic 2-out, 9th-inning homer by Upshaw! Huron Tony Gwynn was 4 for 6.

4		1	2	3	4	5	6	7	8	9	--	R	H	E	
	HARBOR BEACH	0	0	0	0	0	0	0	0	0	--	0	7	1	
	ROCKFORD	4	3	0	2	0	0	0	0	0	x	--	9	12	1
	Win-Dravecky(1-1)	Loss-Stieb(1-1)													
	HR-Upshaw(3), Smalley(1), McGee(1).														

HR-Upshaw(3), Smalley(1), McGee(1).

Game #4 found Game #1 starters, Stieb and Dravecky back on the mound for both teams. Unlike Game #1, Stieb was in the showers by the 2nd inning, as the Radar exploded for 7 runs, highlighted by homers from Upshaw (his 3rd in two games) and Smalley. Dravecky coasted to a 7-hit shutout.

5		1	2	3	4	5	6	7	8	9	--	R	H	E	
	HARBOR BEACH	0	1	0	1	0	0	0	3	0	--	5	13	0	
	ROCKFORD	1	0	3	0	2	3	0	0	x	--	9	9	0	
	Win-Slaton (1-0)	Loss-Hawkins (0-1)													
	HR-Young (1), Webster (2).														

HR-Young(1), Webster(2).

With the series tied at two games apiece, Harbor Beach re-matched Hawkins against Slaton of Rockford. Rockford took advantage of unusual wildness (12 walks) by the Huron pitchers to open up a 9-2 lead after 6 innings! Harbor Beach attempted a comeback in the 8th, but fell short.

6		1	2	3	4	5	6	7	8	9	--	R	H	E	
	ROCKFORD	1	0	0	0	1	0	0	0	0	--	2	8	0	
	HARBOR BEACH	1	1	0	0	0	0	0	0	1	--	3	8	0	
	Win-Niedenfuor (1-0)	Loss-Stewart (0-1)													
	HR-Young (2).														

HR-Young(2).

Game #6 saw Boddicker on the mound for Rockford against Palmer for Harbor Beach. The starters were lifted early and both bullpens held the game to a 2-2 tie into the 9th. Mike Young led off the Huron 9th with a 6W-homer off Stewart, to tie the series and send it to a final 7th game!

7		1	2	3	4	5	6	7	8	9	--	R	H	E
	ROCKFORD	1	1	1	0	0	3	0	0	0	--	6	11	0
	HARBOR BEACH	0	3	0	0	0	0	0	0	0	--	3	9	0
	Win-Dravecky (2-1)	Save-McCullers (2) Loss-Stieb (1-2)												
	HR-Webster (3), Bass (1).													

HR-Webster(3), Bass(1).

Game #7 found Dravecky facing Stieb for the 3rd time. Rockford broke a 3-3 tie in the 6th when rookie pinch-hitter Dunston ripped a 2-run triple and later scored on a sac fly. Dravecky held the 6-3 lead into the 9th, but had to yield to McCullers for the final out. Harbor Beach had scored all their runs on a 3-run homer by Bass in the 2nd. Webster, who had sparked the 6th inning rally with a 1-out triple, also had a solo homer in the 2nd. Rockford will face Coldwater for the Global Conference Title.

ROCKFORD RADAR

Def DP: 2

PLAYER	AVG.	GP	GU	AB	R	H	BI	2B	3B	HR	BB	SO	E	SH	SF	SB	CS	WH
Smalley	.545	6		11	4	6	7	0	0	1	7	1	0	0	0	0	0	1
Webster	.500	6		18	5	9	7	1	1	3	0	0	0	0	1	0	1	0
Bernazard	.444	4		9	1	4	0	0	0	0	4	2	0	0	0	1	1	0
Royster	.444	6		18	6	8	0	0	1	0	3	1	0	0	0	1	1	0
McGee	.375	7		24	6	9	4	0	0	1	6	2	0	0	1	4	1	1
Dunston	.375	6		8	2	3	5	1	1	0	0	1	0	0	0	0	0	1
Upshaw	.296	7		27	7	8	7	0	0	3	4	3	0	0	0	0	1	0
Sheets	.250	3		4	0	1	0	0	0	0	0	1	0	0	0	0	0	0
Griffey	.241	7		29	3	7	2	1	0	0	1	3	1	0	0	0	1	0
McRae	.222	7		18	1	4	1	0	0	1	5	2	0	0	0	0	0	0
S. Owen	.100	6		10	0	1	0	0	0	0	1	0	0	0	0	0	0	0
Trevino	.083	5		12	0	1	0	0	0	0	0	3	0	0	0	0	0	0
Wallach	.074	7		27	0	2	3	1	0	0	1	7	0	0	1	0	1	1
Fitzgerald	0.000	5		12	0	0	0	0	0	0	1	3	0	0	0	0	0	0
Lon Smith	0.000	4		9	1	0	0	0	0	0	1	1	0	0	0	0	0	0
Nichols	0.000	3		0	0	0	0	0	0	0	0	0	0	0	0	0	0	0
BAT TOTALS	.267	7		236	36	63	36	4	3	9	34	30	1	0	3	6	7	4

PITCHER	ERA.	GS	GR	CG	Sh	IP	H	R	ER	HR	BB	SO	W	L	SV	RP
Roberge	0.00	0	2	0	0	3.7	0	0	0	0	0	4	1	0	0	1
McCullers	0.00	0	2	0	0	1.3	0	0	0	0	0	1	0	0	2	2
Birtsas	0.00	0	1	0	0	.7	0	0	0	0	1	1	0	0	0	0
Dravecky	2.84	3	0	1	1	25.3	25	8	8	5	4	16	2	1	0	0
Boddicker	4.50	2	0	0	0	10.0	16	5	5	0	2	7	0	0	0	0
Slaton	4.91	2	0	0	0	14.7	17	8	8	2	5	2	1	0	0	0
Clements	6.00	0	4	0	0	3.0	5	2	2	0	1	3	0	1	0	0
S. Stewart	6.23	0	3	0	0	4.3	6	3	3	1	3	2	0	1	0	0
PIT TOTALS	3.71	7	12	1	1	63.0	69	26	26	8	16	35	4	3	2	3

MVP - Mitch Webster

HARBOR BEACH HURONS

Def DP: 7

PLAYER	AVG.	GP	GU	AB	R	H	BI	2B	3B	HR	BB	SO	E	SH	SF	SB	CS	WH
N. Simmons	1.000	2		1	0	1	2	0	0	0	0	0	0	0	1	0	0	0
Skinner	1.000	2		1	0	1	0	0	0	0	0	0	0	0	0	0	0	0
Puhl	.500	4		12	4	6	1	3	0	0	1	1	0	1	0	1	0	0
Bass	.385	7		26	6	10	4	2	0	1	2	2	0	1	0	2	0	0
Gwynn	.367	7		30	2	11	1	1	0	1	2	3	0	0	0	2	1	0
Hoffman	.333	6		12	2	4	3	1	0	2	1	1	1	0	0	0	0	0
J. Ray	.286	7		28	2	8	1	1	0	0	1	0	0	0	0	0	0	0
Durham	.281	7		32	3	9	4	2	0	2	0	4	0	0	0	0	0	1
Mike Young	.259	7		27	4	7	2	2	0	2	3	11	0	0	0	0	0	1
Fisk	.172	7		29	3	5	0	0	0	0	2	6	0	0	0	1	0	0
C. Reynolds	.154	4		13	0	2	3	0	0	0	0	1	0	0	0	1	0	0
Lansford	.154	7		26	0	4	3	1	0	0	1	0	0	0	0	0	0	1
F. White	.083	5		12	0	1	2	0	0	0	2	5	0	0	0	0	1	0
H. Johnson	0.000	3		1	0	0	0	0	0	0	1	1	0	0	0	0	0	0
BAT TOTALS	.276	7		250	26	69	26	13	0	8	16	35	1	2	1	7	2	3

PITCHER	ERA.	GS	GR	CG	Sh	IP	H	R	ER	HR	BB	SO	W	L	SV	RP
Niedenfuer	0.00	0	3	0	0	2.3	1	0	0	0	1	3	1	0	0	1
Snell	1.80	0	3	0	0	5.0	4	1	1	0	2	1	0	1	1	1
Cliburn	2.00	0	4	0	0	9.0	8	2	2	1	0	2	0	0	0	0
Sanderson	2.57	0	2	0	0	7.0	7	2	2	1	1	3	0	0	0	0
D. Palmer	2.79	2	0	0	0	9.7	6	3	3	2	4	7	0	0	0	0
Stieb	7.02	3	0	1	1	16.7	16	13	13	3	11	7	1	2	0	0
Calhoun	9.00	0	3	0	0	2.0	3	2	2	1	0	0	1	0	0	1
Hawkins	9.28	2	0	0	0	10.7	16	11	11	1	9	7	0	1	0	0
Dawley	27.00	0	1	0	0	.7	2	2	2	0	6	0	0	0	0	0
PIT TOTALS	5.14	7	16	1	1	63.0	63	36	36	9	34	30	3	4	1	3

Western Playoff

New Jersey vs. Darkfyre

* 77 *

1		1	2	3	4	5	6	7	8	9	--	R	H	E
	NEW JERSEY	0	0	0	0	0	3	0	2	0	--	5	9	0
	DARKFYRE	2	0	0	0	0	1	0	0	0	--	3	8	0
	Win-Gooden(1-0)	Save-J.Howell(1)						Loss-Holland(0-1)						
	HR-E.Murray(1).													

The series opener saw New Jersey send Dwight Gooden(27-6) up against Bud Black(20-12) of Darkfyre. The "old" man Larry Bowa delivered a clutch 2-out, 2-run double in the NJ 8th, to break open a 3-3 tie. Murray had hit a 2-run homer off Gooden in the 1st for the game's only homer.

2		1	2	3	4	5	6	7	8	9	--	R	H	E
	NEW JERSEY	0	0	0	0	0	0	0	0	0	--	0	4	2
	DARKFYRE	0	0	2	0	0	1	0	0	x	--	3	6	0
	Win-Blyleven(1-0)	Save-Lahti(1)						Loss-Saberhagen(0-1)						
	HR-Murray(2).													

Game #2 found Bret Saberhagen(18-12) on the mound for New Jersey and Bert Blyleven(19-13) going for Darkfyre. Murray ripped another 2-run homer in the DF 3rd and this time it was enough, as Blyleven scattered 4-hits in recording his shutout victory.

3		1	2	3	4	5	6	7	8	9	--	R	H	E
	DARKFYRE	0	0	0	0	0	0	0	0	0	--	0	5	0
	NEW JERSEY	0	0	0	0	2	0	0	0	x	--	2	5	0
	Win-Hesketh(1-0)	Loss-Youmans(0-1)												
	HR-McReynolds(1).													

Game #3 starters were rookies Floyd Youmans(8-2) for Darkfyre and Joe Hesketh(10-9) for New Jersey. In a reverse near carbon copy of Game #2, McReynolds' 2-run homer was all Hesketh needed in scattering 5 hits for a shutout win. Youmans pitched well in defeat.

4		1	2	3	4	5	6	7	8	9	--	R	H	E
	DARKFYRE	0	0	0	3	0	0	1	3	1	--	8	14	1
	NEW JERSEY	0	0	0	0	0	0	0	0	0	--	0	7	0
	Win-Black(1-1)							Loss-Gooden(0-1)						
	HR-Winfield(1), G. Carter(1), Murray(3).													

Game #4 found Game #1 starters, Black and Gooden back on the hill for both teams. Winfield's 3-run homer in the 4th and Carter's 2-run shot in the 8th sent Gooden to the showers, while Black reached into his bag of tricks and pulled out a 7-hit shutout. Murray added a solo homer in the 9th.

5

	1	2	3	4	5	6	7	8	9	--	R	H	E
DARKFYRE	0	1	0	1	0	3	0	0	0	--	5	9	1
NEW JERSEY	0	0	0	1	1	0	0	2	0	--	4	9	2
Win-Blyleven(2-0)	Save-Lahti(2)						Loss-Saberhagen(0-2)						
HR-Carter(2), Foster(1), Murray(4).													

With the series tied at two games apiece, Darkfyre re-matched Blyleven against Saberhagen of New Jersey. Solo homers by Carter and Winfield, followed by a 2-run homer by Murray (his 4th HR of the series), gave Darkfyre a 5-2 lead after 6 innings. Then, in the New Jersey 8th, Blyleven got Presley to hit into a rally-killing, inning-ending DP, leaving the Pinstripers one run short. Lahti relieved Blyleven to pitch the 9th and set the side down in order.

6		1	2	3	4	5	6	7	8	9	--	R	H	E
	NEW JERSEY	0	1	0	0	0	7	0	0	0	--	8	9	0
	DARKFYRE	0	1	0	0	0	0	0	0	0	--	1	6	0
	Win-Hesketh(2-0)							Loss-M.Scott(0-1)						
	HR-Presley(1), G. Carter(3), Downing(1).													

Game #6 saw Hesketh back on the mound for New Jersey against Mike Scott(21-11) for Darkfyre. The teams traded solo homers (Presley and Carter) in the 2nd, but in the New Jersey 6th, the roof caved in on Scott, Scurry & Minton! The Pinstripers picked away for 4 runs and then Downing put the icing on the 7-run inning with a 3-run shot. Hesketh, with late-inning relief help from Dave Smith, kept NJ alive for a Game #7.

7		1	2	3	4	5	6	7	8	9	--	R	H	E
	NEW JERSEY	1	1	0	1	0	0	0	0	0	--	3	8	0
	DARKFYRE	0	0	1	0	0	0	0	0	0	--	1	5	0
	Win-Gooden (2-1)	Save-J.Howell (2)						Loss-Black (1-2)						
	HR-Cedeno (1), McReynolds (2).													

Game #7 found Gooden facing Black for the 3rd time. New Jersey built up a 3-1 lead after 4 innings, thanks to solo homers by Cedeno and McReynolds. Gooden held the Daemons until the 9th. Nettles rapped a 1-out single. Carter then greeted reliever Howell with a single. But, Howell got C.Washington to fly out and Winfield to ground out, thus ending the game and eliminating the defending champs. New Jersey moves on to face Coldwater for the American Association pennant.

NEW JERSEY PINSTRIPERS

Def DP: 7

PLAYER	AVG.	GP	GU	AB	R	H	BI	2B	3B	HR	BB	SO	E	SH	SF	SB	CS	WH
R. Miller	.667	3		3	2	2	2	0	0	0	0	0	1	0	0	0	0	0
Bowa	.462	6		13	2	6	2	3	1	0	1	4	0	0	0	1	0	1
Riles	.333	3		6	0	2	0	0	0	0	0	0	1	0	0	0	0	0
Virgil	.316	7		19	2	6	1	1	0	0	1	5	0	0	0	0	0	0
T. Perez	.286	4		7	0	2	1	1	0	0	1	1	0	0	1	0	0	1
Youngblood	.286	3		7	0	2	0	0	0	0	2	2	0	0	0	1	0	0
Dar. Evans	.276	7		29	2	8	2	1	0	0	1	7	0	0	0	0	0	0
McReynolds	.208	7		24	3	5	4	0	0	2	1	4	0	0	0	0	0	1
M. Ramirez	.200	2		5	0	1	1	0	0	0	0	2	0	0	0	0	0	0
Engle	.200	3		5	1	1	2	0	0	0	2	1	0	0	0	0	0	1
Presley	.192	7		26	3	5	1	1	0	1	1	9	1	0	0	0	0	0
Cedeno	.167	4		6	2	1	2	0	0	1	0	0	0	0	0	0	0	0
Brock	.158	6		19	1	3	1	0	0	0	0	6	0	0	0	0	0	0
E. Milner	.125	6		16	2	2	0	0	0	0	1	1	0	1	0	1	1	0
Morrison	.125	5		8	0	1	0	0	0	0	0	4	0	0	0	0	0	0
Downing	.115	7		26	2	3	3	1	0	1	1	6	0	0	0	0	0	0
Perconte	.077	6		13	0	1	0	0	0	0	2	0	1	0	0	0	0	0
Pasqua	0.000	1		1	0	0	0	0	0	0	0	0	0	0	0	0	0	0
BAT TOTALS	.219	7		233	22	51	22	8	1	5	14	52	4	1	1	3	1	4

PITCHER	ERA.	GS	GR	CG	Sh	IP	H	R	ER	HR	BB	SO	W	L	SV	RP
Dave Smith	0.00	0	1	0	0	1.3	0	0	0	0	0	0	0	0	0	0
Jay Howell	0.00	0	3	0	0	2.0	2	0	0	0	0	3	0	0	2	2
Hesketh	.54	2	0	1	1	16.7	11	1	1	1	1	14	2	0	0	0
Gooden	3.75	3	0	0	0	24.0	22	10	10	3	4	22	2	1	0	0
Saberhagen	4.30	2	0	1	0	14.7	13	8	7	4	9	9	0	2	0	0
Dixon	5.40	0	2	0	0	3.3	5	2	2	1	0	0	0	0	0	0
PIT TOTALS	2.90	7	6	2	1	62.0	53	21	20	9	14	48	4	3	2	2

MVP - Joe Hesketh

DARKFYRE DAEMONS

Def DP: 3

PLAYER	AVG.	GP	GU	AB	R	H	BI	2B	3B	HR	BB	SO	E	SH	SF	SB	CS	WH
Ed Murray	.214	7		28	5	6	8	0	0	4	2	10	0	0	0	0	0	1
Randolph	.300	5		20	1	6	1	2	0	0	1	3	0	0	0	2	0	0
Templeton	.286	7		21	2	6	0	1	0	0	1	0	1	0	0	1	2	0
Nettles	.182	7		22	0	4	1	1	0	0	2	6	0	0	0	0	0	0
Winfield	.182	7		22	2	4	3	1	0	1	2	3	0	0	0	2	0	1
R.J. Reynolds	.333	7		12	2	4	0	0	0	0	0	0	0	0	0	1	0	0
Foster	.292	7		24	1	7	2	2	0	1	0	7	0	0	0	0	0	0
Gary Carter	.292	7		24	4	7	4	0	0	3	3	4	1	0	0	0	0	0
Harrah	.143	4		14	1	2	0	0	0	0	3	1	0	0	0	2	0	0
Krenchicki	.250	2		4	1	1	0	0	0	0	0	0	0	0	0	0	0	0
C. Washington	.200	6		15	1	3	1	0	0	0	0	5	0	1	0	1	0	1
T. Phillips	.167	3		6	0	1	0	0	0	0	0	3	0	0	0	1	0	0
Venable	.182	3		11	1	2	1	0	0	0	0	2	0	0	1	2	0	0
Butera	0.000	2		3	0	0	0	0	0	0	0	0	0	0	0	0	0	0
Canseco	0.000	4		6	0	0	0	0	0	0	0	4	0	0	0	0	0	0
Fischlin	0.000	3		0	0	0	0	0	0	0	0	0	0	0	0	0	0	0
BAT TOTALS	.228	7		232	21	53	21	7	0	9	14	48	2	1	1	12	2	3

PITCHER	ERA.	GS	GR	CG	Sh	IP	H	R	ER	HR	BB	SO	W	L	SV	RP
Lahti	0.00	0	4	0	0	5.7	2	0	0	0	0	4	0	0	2	2
Tekulve	0.00	0	1	0	0	1.3	0	0	0	0	0	0	0	0	0	0
Blyleven	1.80	2	0	0	0	15.0	13	4	3	0	2	10	2	0	0	0
Black	2.49	3	0	1	1	21.7	19	6	6	2	6	22	1	1	0	0
Youmans	3.00	1	0	0	0	6.0	4	2	2	1	1	7	0	1	0	0
M. Scott	4.26	1	1	0	0	6.3	5	3	3	1	2	5	0	1	0	0
Minton	6.00	0	4	0	0	3.0	4	2	2	1	0	1	0	0	0	0
Holland	10.80	0	1	0	0	1.7	3	2	2	0	0	2	0	1	0	0
Scurry	20.25	0	2	0	0	1.3	1	3	3	0	3	1	0	0	0	0
PIT TOTALS	3.05	7	13	1	1	62.0	51	22	21	5	14	52	3	4	2	2

* 79 *

	1	2
ROCKFORD	3	0
COLDWATER	0	1
Win-Dravecky(1-0)		
HR-McGee(1), Upshaw(1).		

```

7      8      9      R      H      E
0      1      0  --    5     10    0
0      0      0  --    1      4     1
Loss-Petry(0-1)

```

ROCKFORD
COLDWATER
Win-Fisher (1-0)
HR-none.

7	8	9	R	H	E
0	0	0	--	1	6
0	0	1	--	2	6
Loss-Boddicker (0-1)					

	1	2	3	4	5
COLDWATER	1	0	1	0	0
ROCKFORD	0	0	0	0	1
Win-Stanley(1-0)					
HR-Barfield(1), Trevino(1).					

```

7      8      9      R      H      E
0      2      1  --    5      10    0
0      0      0  --    3      6      1
Loss-Clements(0-1)

```

COLDWATER
ROCKFORD
Win-Petry (1-1)
HR-Barfield (2).

7	8	9		R	H	E
0	0	0	--	3	9	0
0	0	0	--	1	5	1
Loss-Dravecky (1-1)						

	1	2	3	4	5
COLDWATER	1	0	0	2	0
ROCKFORD	0	1	0	0	0
Win-Moore (1-0)					
HR-McRae (1), C. Brown (1).					
				Save-Fisher (3)	

7	8	9	R	H	E
0	0	2	--	5	11
0	0	0	--	3	10

Loss-Stewart(0-1)

With Coldwater up 3 games to 1, they sent Mike Moore to the hill, while Rockford countered with Zane Smith (8-10). Coldwater built up a 3-1 lead going into the Rockford 6th. The Radar rallied with 2 outs to tie the game at 3-3. The inning ended with Sealley getting gunned out at home by centerfielder Lemon. The game remained deadlock until the 9th, when C. Brown led off with a solo homer and Backman followed with a triple. Backman scored the insurance run one out later on a Ward RBI-single. Moore set the first two batters down in the Rockford 9th, but needed the services of Fisher for the final out to nail down the win and send Coldwater to the American Association final against New Jersey. (For Brian Fisher, it was his 3rd save and 4th relief point!)

ROCKFORD RADAR

Def DP: 5

PLAYER	AVG.	GP	GU	AB	R	H	BI	2B	3B	HR	BB	SO	E	SH	SF	SB	CS	WH
Nichols	1.000	1		1	0	1	0	0	0	0	0	0	0	0	0	0	0	0
Webster	.417	4		12	2	5	0	0	0	0	1	0	0	0	0	0	1	0
Griffey	.300	5		20	2	6	0	1	0	0	0	2	1	0	0	0	1	0
Smalley	.300	5		10	0	3	2	1	0	0	1	0	0	0	0	0	1	0
McGee	.286	5		21	3	6	5	1	0	1	0	6	0	0	0	1	0	1
McRae	.250	4		12	2	3	2	1	0	1	1	1	0	0	0	0	0	0
Trevino	.250	4		8	1	2	1	1	0	1	2	0	0	0	0	0	0	0
Bernazard	.231	5		13	2	3	0	0	0	0	3	2	2	0	0	0	1	0
S. Owen	.182	5		11	0	2	0	0	0	0	1	1	0	0	0	1	0	0
Upshaw	.167	5		18	1	3	2	0	0	1	2	3	0	0	0	0	1	0
Wallach	.133	5		15	0	2	1	1	0	0	1	2	1	0	0	0	0	0
Royster	.125	3		8	0	1	0	0	0	0	1	0	0	0	0	0	0	0
Lon Smith	0.000	4		6	0	0	0	0	0	0	0	1	0	0	0	0	0	0
Fitzgerald	0.000	2		5	0	0	0	0	0	0	0	0	0	1	0	0	0	0
Sheets	0.000	3		2	0	0	0	0	0	0	0	1	0	0	0	0	0	0
Dunston	0.000	1		2	0	0	0	0	0	0	0	1	0	0	0	0	0	0
BAT TOTALS	.226	5		164	13	37	13	6	0	4	13	20	4	1	0	2	5	1

PITCHER	ERA.	GS	GR	CG	Sh	IP	H	R	ER	HR	BB	SO	W	L	SV	RP
Roberge	0.00	0	1	0	0	.7	1	0	0	0	0	0	0	0	0	0
Dravecky	1.20	2	0	0	0	15.0	13	4	2	1	6	16	1	1	0	0
Boddicker	2.25	1	0	0	0	8.0	4	2	2	0	5	7	0	1	0	0
Birtsas	3.00	1	0	0	0	6.0	5	2	2	1	5	9	0	0	0	0
Z. Smith	3.00	1	0	0	0	6.0	7	3	2	0	1	7	0	0	0	0
Clements	3.86	0	5	0	0	4.7	5	2	2	0	1	3	0	1	0	0
S. Stewart	6.00	0	2	0	0	3.0	4	2	2	1	3	1	0	1	0	0
T. Leach	9.00	0	1	0	0	1.0	1	1	1	0	1	0	0	0	0	0
PIT TOTALS	2.64	5	9	0	0	44.3	40	16	13	3	22	43	1	4	0	0

COLDWATER LAKERS

Def DP: 1

PLAYER	AVG.	GP	GU	AB	R	H	BI	2B	3B	HR	BB	SO	E	SH	SF	SB	CS	WH
J. Thompson	1.000	2		1	1	1	0	1	0	0	1	0	0	0	0	0	0	0
C. Brown	.444	5		18	2	8	2	2	0	1	3	5	0	0	0	0	0	1
Horner	.333	5		18	1	6	1	4	0	0	2	2	0	0	0	0	0	0
Sullivan	.333	1		3	0	1	1	0	0	0	0	1	0	0	0	0	0	0
Ward	.286	4		14	2	4	1	0	0	0	0	0	0	0	0	2	1	0
Backman	.267	5		15	1	4	1	0	1	0	0	1	0	1	0	1	1	1
G. Iorg	.250	3		4	1	1	0	1	0	0	1	1	0	0	0	0	0	0
Barfield	.235	5		17	2	4	3	0	0	2	2	6	1	0	0	2	0	0
Almon	.222	5		9	0	2	2	0	0	0	0	2	0	0	0	0	0	0
Gedman	.188	5		16	2	3	1	1	0	0	2	3	0	0	0	0	0	0
Lemon	.188	5		16	2	3	0	1	0	0	3	7	1	0	0	0	0	0
Redus	.133	5		15	1	2	1	0	0	0	4	8	0	1	0	4	0	1
D. Concepcion	.111	3		9	0	1	1	0	0	0	0	2	0	0	0	0	0	0
Pettis	0.000	5		9	0	0	0	0	0	0	0	5	0	1	0	0	1	0
Manning	0.000	3		0	1	0	0	0	0	0	0	0	0	0	0	0	0	0
BAT TOTALS	.244	5		164	16	40	14	10	1	3	22	43	2	3	0	9	3	4

PITCHER	ERA.	GS	GR	CG	Sh	IP	H	R	ER	HR	BB	SO	W	L	SV	RP
Fisher	0.00	0	4	0	0	3.0	0	0	0	0	0	3	1	0	3	4
Shirley	0.00	0	2	0	0	2.3	2	0	0	0	0	0	0	0	0	0
B. Stanley	0.00	0	1	0	0	1.7	0	0	0	0	1	1	1	0	0	1
Bedrosian	0.00	0	1	0	0	.3	0	0	0	0	0	0	0	0	0	0
Mike Moore	2.12	2	0	0	0	17.0	16	4	4	1	4	5	1	0	0	0
Petry	3.52	2	0	0	0	15.3	14	6	6	2	6	7	1	1	0	0
Terrell	5.06	1	0	0	0	5.3	5	3	3	1	2	4	0	0	0	0
PIT TOTALS	2.60	5	8	0	0	45.0	37	13	13	4	13	20	4	1	3	5

MVP - Brian Fisher

American Championship Coldwater vs. New Jersey

* 85 *

1		1	2	3	4	5	6	7	8	9	--	R	H	E
	COLDWATER	4	0	0	0	0	0	0	0	0	--	4	7	2
	NEW JERSEY	0	0	1	0	0	1	1	0	0	--	3	9	1
	Win-Petry(1-0)	Save-Fisher(1)						Loss-Gooden(0-1)						
	HR-Downing(1), Milner(1).													

The series opener saw a battle of the aces, Dan Petry(23-7) for Coldwater and Dwight Gooden(27-6) for New Jersey. The Lakers jumped on Gooden right away in the 1st, striking for 4-runs, prolonged on a costly error by Presley. Petry teamed with the Coldwater bullpen to make the 1st inning runs hold up. Fisher earned the save, his 4th in post season.

2		1	2	3	4	5	6	7	8	9	--	R	H	E
	COLDWATER	0	0	0	0	0	2	0	0	0	--	2	4	0
	NEW JERSEY	0	1	1	0	1	3	0	0	x	--	6	14	1
	Win-Saberhagen(1-0)	Loss-M. Moore(0-1)												
	HR-Dar. Evans(1), Barfield(1), Downing(2).													

Game #2 found Mike Moore(21-11) on the mound for Coldwater and Bret Saberhagen(18-12) for New Jersey. Barfield ripped a 2-run homer in the CL 6th to bring the score to 3-2 NJ. However, the Pinstripers rebounded with in their half of the 6th on a 3-run homer by Downing. Saberhagen retired 10 of the final 11 batters to earn the complete game victory.

3		1	2	3	4	5	6	7	8	9	--	R	H	E
	NEW JERSEY	2	0	2	0	0	0	0	0	0	--	4	6	1
	COLDWATER	0	0	2	3	0	0	0	0	x	--	5	7	1
	Win-Terrell (1-0)	Save-Fisher (2)						Loss-Hekseth (0-1)						
	HR-Dar. Evans (2).													

Game #3 starters were Joe Hekseth(10-9) for New Jersey and Walt Terrell(12-12) for Coldwater. New Jersey built a 4-0 lead, partly on a 2-run Evans homer in the 1st. In the CL 3rd, an error by Riles led to 2 unearned runs and in the 4th, the Lakers added 3 more, the big hit a 2-run single by Redus, to put Coldwater up 5-4. Terrell coasted on the 1-run lead into the 7th before yielding to Shirley. Fisher came in to pitch the 9th and notched his 2nd save (5th in post season) by retiring the side in order.

4

	1	2	3	4	5	6	7	8	9	--	R	H	E
NEW JERSEY	0	0	0	0	0	1	0	0	1	--	2	2	2
COLDWATER	1	1	0	3	0	0	0	0	x	--	5	11	1
Win-Petry(2-0)	Save-Fisher(3)						Loss-Gooden(0-2)						
HR-Barfield(2), Riles(1).													

Game #4 found Game #1 starters, Gooden and Petry back on the hill for both teams. With Coldwater in the lead 2-0, Barfield took a Gooden fastball "downtown" for a big 3-run shot and a 5-0 lead! Gooden settled down, but Petry was awesome, allowing only 1 hit (a solo homer by Riles) over 8' innings. After Perconte drew a 1-out walk in the 9th, Fisher was called upon and again came through for the save, his 3rd this series and 6th in post season.

5		1	2	3	4	5	6	7	8	9	--	R	H	E	
	NEW JERSEY	0	0	0	0	0	0	0	0	0	--	0	6	0	
	COLDWATER	0	0		1	0	0	0	1	x	--	2	4	0	
	Win-M. Moore (1-1)	Save-Fisher (4)							Loss-Saberhagen (1-1)						
	HR-Barfield (3), Ward (1).														

With New Jersey trailing 3 games to 1, Saberhagen was sent to the mound to face Moore of Coldwater for the 2nd time, hoping for a repeat of Game #2. Mike Moore rose to the occasion, scattering 6 hits over 7' innings. Shirley recorded the final out in the 8th and yielded to Coldwater bullpen ace Brian Fisher with 1 out in the 9th. Fisher got the final two outs for his TML record-setting 4th save in the series and record-setting 7th save and 8th relief point in TML postseason! The Coldwater Lakers will go to the TML World Series to face Mohawk Trail.

COLDWATER LAKERS

Def DP: 3

PLAYER	AVG.	GP	GU	AB	R	H	BI	2B	3B	HR	BB	SO	E	SH	SF	SB	CS	WH
Sullivan	.667	1		3	1	2	1	0	0	0	0	0	0	0	0	0	0	0
Ward	.500	5		18	4	9	1	2	1	1	3	2	0	0	0	1	1	0
Backman	.300	3		10	2	3	1	1	0	0	0	3	0	0	0	1	0	0
Barfield	.267	5		15	4	4	7	0	0	3	1	4	0	0	0	0	1	2
Pettis	.250	4		4	0	1	0	0	0	0	0	1	0	0	0	0	0	0
J. Thompson	.250	3		4	0	1	0	0	0	0	0	2	0	0	0	0	0	0
Redus	.214	5		14	3	3	2	0	0	0	4	4	0	0	0	4	1	1
Gedman	.188	5		16	1	3	1	1	0	0	0	4	0	0	0	0	0	1
Lemon	.188	5		16	1	3	0	0	0	0	2	5	1	0	0	0	0	0
Horner	.111	5		18	1	2	2	0	0	0	2	5	0	0	0	0	0	0
G. Iorg	.100	3		10	1	1	0	0	0	0	0	1	0	0	0	0	0	0
C. Brown	.071	5		14	0	1	0	0	0	0	2	1	2	0	0	0	0	0
Almon	0.000	5		11	0	0	0	0	0	0	2	4	1	0	0	0	1	0
D. Concepcion	0.000	3		6	0	0	0	0	0	0	0	2	0	0	0	0	0	0
Manning	0.000	1		0	0	0	0	0	0	0	0	0	0	0	0	0	0	0
BAT TOTALS	.208	5		159	18	33	15	4	1	4	16	38	4	0	0	6	4	4

PITCHER	ERA.	GS	GR	CG	Sh	IP	H	R	ER	HR	BB	SO	W	L	SV	RP
Fisher	0.00	0	4	0	0	3.3	2	0	0	0	0	2	0	0	4	4
Shirley	0.00	0	3	0	0	2.3	2	0	0	0	0	1	0	0	0	0
B. Stanley	0.00	0	1	0	0	1.7	1	0	0	0	1	3	0	0	0	0
Hume	0.00	0	1	0	0	1.3	2	0	0	0	0	0	0	0	0	0
Bedrosian	0.00	0	1	0	0	1.0	1	0	0	0	0	0	0	0	0	0
Petry	1.88	2	0	0	0	14.3	7	5	3	3	8	2	2	0	0	0
Mike Moore	4.05	2	0	0	0	13.3	17	6	6	2	4	10	1	1	0	0
Terrell	4.05	1	0	0	0	6.7	5	4	3	1	5	2	1	0	0	0
PIT TOTALS	2.45	5	10	0	1	44.0	37	15	12	6	18	20	4	1	4	4

MVP - Brian Fisher

NEW JERSEY PINSTRIPERS

Def DP:

PLAYER	AVG.	GP	GU	AB	R	H	BI	2B	3B	HR	BB	SO	E	SH	SF	SB	CS	WH
Riles	.357	5		14	3	5	1	0	0	1	2	0	2	0	0	0	0	0
Perconte	.333	5		18	4	6	0	0	0	0	3	3	0	0	0	0	0	0
Engle	.333	1		3	0	1	0	0	0	0	0	1	0	0	0	0	0	0
Brock	.316	5		19	0	6	2	1	0	0	1	1	1	0	0	0	1	0
E. Milner	.312	5		16	2	5	1	0	0	1	1	1	0	0	0	0	2	0
Downing	.227	5		22	3	5	4	1	0	2	0	1	0	0	0	0	0	0
Dar. Evans	.176	5		17	2	3	3	0	0	2	4	3	0	0	0	0	0	0
Presley	.150	5		20	0	3	2	1	0	0	1	4	2	0	0	0	0	0
McReynolds	.143	5		14	1	2	0	0	0	0	2	2	0	0	0	0	0	0
Virgil	.077	5		13	0	1	1	1	0	0	3	2	0	0	0	0	0	1
Cedeno	0.000	2		2	0	0	0	0	0	0	0	0	0	0	0	0	0	0
Pasqua	0.000	2		2	0	0	0	0	0	0	0	0	0	0	0	0	0	0
T. Perez	0.000	2		1	0	0	0	0	0	0	0	1	0	0	0	0	0	0
M. Ramirez	0.000	1		1	0	0	0	0	0	0	0	1	0	0	0	0	0	0
Bowa	0.000	1		1	0	0	0	0	0	0	0	0	0	0	0	0	0	0
R. Miller	0.000	1		0	0	0	0	0	0	0	1	0	0	0	0	0	0	0
BAT TOTALS	.227	5		163	15	37	14	4	0	6	18	20	5	0	0	0	3	1


PITCHER	ERA.	GS	GR	CG	Sh	IP	H	R	ER	HR	BB	SO	W	L	SV	RP
Jay Howell	0.00	0	1	0	0	1.0	0	0	0	0	1	1	0	0	0	0
Dave Smith	0.00	0	1	0	0	.7	0	0	0	0	0	2	0	0	0	0
Saberhagen	2.12	2	0	2	0	17.0	18	4	4	3	1	16	1	1	0	0
Gooden	3.31	2	0	1	0	16.3	18	9	6	1	5	15	0	2	0	0
Hesketh	3.86	1	0	0	0	7.0	7	5	3	0	9	4	0	1	0	0
PIT TOTALS	2.79	5	2	3	0	42.0	33	18	13	4	16	38	1	4	0	0

TML World Series

Mohawk Trail

VS.

Coldwater



1

	1	2	3	4	5	6	7	8	9	--	R	H	E
MOHAWK TRAIL	0	0	1	0	0	0	0	0	0	--	1	6	1
COLDWATER	0	1	1	0	0	0	0	0	x	--	2	4	0
Win-Petry(1-0)	Loss-Valenzuela(0-1)												
HR-none.													

The series opener saw Mohawk Trail send their ace Fernando Valenzuela(23-9) against the ace of the Coldwater staff, Dan Petry(23-7). Coldwater got on the board first in the 2nd inning. Horner and C.Brown drew lead-off walks and 2 outs later, Backman delivered an RBI-single. Mohawk Trail came right back to tie when Sandberg rapped out a 2-out RBI-single. The see-saw scoring continued in the bottom of the 3rd, as Coldwater regained the lead 2-1 when Barfield hit a 2-out single, went to 2nd when Yount misplayed the ball, and then scored on Horner's RBI-double. From the 4th-on, it was a pitching duel between Valenzuela and Petry. Valenzuela retired the final 13 batters, but Petry held the Avenger offense to 4 harmless singles scattered over the final 5 innings. Both pitchers went the distance.

2

	1	2	3	4	5	6	7	8	9	--	R	H	E
MOHAWK TRAIL	1	0	3	0	0	0	1	0	1	--	6	14	1
COLDWATER	1	0	0	2	0	0	0	0	0	--	3	8	0
Win-Rawley(1-0)	Save-James(1)												
HR-Gedman(1).	Loss-M.Moore(0-1)												

Game #2 found Shane Rawley(21-6) on the mound for Mohawk Trail and Mike Moore(21-11) going for Coldwater. McGee led off the game with a single and scored on Mattingly's RBI-double. Ward led off the Coldwater 1st with a single, advanced to 2nd on a ground out and then scored on Horner's 2-out RBI-single. Mohawk Trail put together a 3-run 3rd, highlighted by a 2-run single by Cliff Johnson. With the score 4-1 AT, Gedman led off the CL 4th with a homer. Coldwater scratched for another run in the 4th when Backman singled, stole 2nd, went to 3rd on a sac bunt and scored on Redus' sac fly. Mohawk Trail carried the 4-3 lead into the 7th, when they added an insurance run with 3 straight 2-out singles, with Mattingly getting the RBI. The Avenger bullpen, which entered the game in the 6th, held the Lakers pretty much at bay, allowing only 1 hit over the final 4 innings. Bob James pitched the 9th for the save. Mohawk Trail had added another run in the 9th, again on 3 straight singles, this time the RBI going to Brett.

3

	1	2	3	4	5	6	7	8	9	--	R	H	E
COLDWATER	0	1	0	0	0	0	0	0	0	--	1	4	0
MOHAWK TRAIL	1	0	2	3	0	0	3	0	x	--	9	17	0
Win-P.Niekro(1-0)	Loss-Terrell(0-1)												
HR-Brett(1), McGee(1).													

Game #3 starters were Walt Terrell(12-12) for Coldwater and Phil Niekro(19-10) for Mohawk Trail. The game belonged to Phil Niekro, as he scattered 3 hits over 7 innings, allowing only 1 run, that coming on a DP in the 2nd. Howell and James teamed up to preserve Niekro's win, allowing only 1 more hit in the final 2 innings. Meanwhile, the Mohawk Trail offense teed off on Terrell and later, Bob Stanley. McGee was 3 for 5, with a homer and 2 RBIs. Brett was 3 for 4, with a 2-run homer (BW-RBI). Sandberg, Mattingly, Pendleton and Salas each had 2 hits.

4

	1	2	3	4	5	6	7	8	9	--	R	H	E
COLDWATER	0	0	0	1	0	0	0	0	0	--	1	3	1
MOHAWK TRAIL	0	1	0	0	0	0	0	1	x	--	2	7	1
Win-Valenzuela(1-1)	Save-J.Howell(1)												
HR-Walling(1), Barfield(1), McGee(2).	Loss-Petry(1-1)												

Game #4 found Game #1 starters, Petry and Valenzuela back on the hill for both teams. As one might have expected with two 23-game winners facing each other, a good old fashioned pitching duel took place. Mohawk Trail took an early 1-0 lead when Walling hit a 1-out solo homer in the 2nd. Coldwater tied the game in the 4th when Barfield hit a solo homer with 1 out. The 1-1 tie held until the 8th, when Willie McGee led off the MT 8th with a homer. The Avengers went on to load the bases with 2 out, but Shirley got pinch-hitter Armas to fly out, ending the rally. Jay Howell relieved Valenzuela to start the 9th. Howell got Redus to bounce out. He fanned Barfield. Horner rapped out a single, but C.Brown flew out, giving Howell the save and Mohawk Trail a commanding 3 games to 1 lead in the series!


5		1	2	3	4	5	6	7	8	9	--	R	H	E
	COLDWATER	0	2	0	0	0	0	1	0	0	--	3	4	2
	MOHAWK TRAIL	4	0	0	0	0	0	0	0	x	--	4	12	0
	Win-Rawley (2-0)													
	HR-Almon 2 (1,2).													

Save-James (2)

Loss-M. Moore (0-2)

With Coldwater having their backs against the wall, they called upon Mike Moore to face Shane Rawley of Mohawk Trail. McGee led off the Avenger 1st with a single and advanced to 2nd when Sandberg grounded out. Mattingly flew out and Brett was intentionally walked. Yount delivered an RBI-single, as did Salas. After C. Johnson walked, Armas rapped out a 2-RBI single, giving Mohawk Trail a big 4-run 1st inning. In the Coldwater 2nd, Almon banged out a 2-run homer. Rawley coasted through the 5th and was replaced by Henke in the 6th. After fanning the first two batters in the CL 7th, Henke served up a homer to Almon, his 2nd of the game, to make the score 4-3 MT. Jay Howell ended the threat. Meanwhile, Mohawk Trail was putting runners on base in every inning after the 1st, but could not get a key hit. (MT left 16 men on base in the game!) It could have made a difference, but Coldwater just could not solve the Avenger pitching staff. After Howell got the first out in the 9th, Bob James came on to get the final two outs, giving the Mohawk Trail Avengers their first TML Championship!

SOME CLOSING COMMENTS: The Mohawk Trail Avengers tied for best record in the TML this season, going 101-59. The pitching staff nearly had three 20-game winners and the bullpen was outstanding. The Avenger offense was one of the best in the league and their "Golden Glove" defense was the best. In the playoffs, their only tough fight came in the National finals against Uconn and even then, they had held a 3 games to 1 advantage before wrapping it up in Game #7. The Avengers set a team record for highest batting average in a TML World Series, with .318, and lowest ERA with 1.84. Even with all the stars on the team, the Avenger "Hero" had to be World Series MVP, Willie McGee, who through the 17 post season games put together the following stats: .413, 31 Hits, 18 Runs, 10 RBIs, 1 2B, 4 3Bs, & 4 HRs. For the Coldwater Lakers, the World Series had to be a big disappointment. The Lakers more or less cruised to their division title and won the American pennant by taking both playoffs 4 games to 1. Then, in the Series, the Coldwater bats went silent to the tune of anemic .156, also a TML World Series record. Despite the lack of hitting, the Lakers still only lost the final two games by scores of 2-1 & 4-3. Oh well, wait till next year.



WILLIE MCGEE

MVP

MOHAWK TRAIL AVENGERS

Def DP: 3

PLAYER	AVG.	GP	GU	AB	R	H	BI	2B	3B	HR	BB	SO	E	SH	SF	SB	CS	WH
McGee	.545	5		22	6	12	3	0	0	2	1	1	0	0	0	3	0	1
Salas	.500	5		14	1	7	3	1	0	0	1	3	0	0	0	0	2	0
Pendleton	.500	2		4	1	2	2	1	0	0	0	0	0	0	0	0	0	0
Brett	.467	5		15	3	7	3	0	0	1	7	1	0	0	0	0	0	1
Mattingly	.381	5		21	3	8	2	3	0	0	2	2	0	0	0	0	0	0
C. Johnson	.333	4		9	0	3	3	0	0	0	4	1	0	0	0	0	0	0
Sandberg	.261	5		23	3	6	2	0	0	0	0	3	0	0	0	1	0	1
A. Griffin	.222	5		18	2	4	0	0	0	0	0	1	0	0	0	1	0	0
Walling	.222	5		9	1	2	1	0	0	1	1	0	0	0	0	0	0	0
Yount	.211	5		19	1	4	1	1	0	0	2	2	2	0	0	0	0	1
Armas	.067	5		15	1	1	2	0	0	0	1	1	1	0	0	0	0	0
Herndon	0.000	2		4	0	0	0	0	0	0	0	1	1	0	0	0	0	0
Cerone	0.000	4		3	0	0	0	0	0	0	0	0	0	0	0	0	0	0
T. Foley	0.000	2		0	0	0	0	0	0	0	0	0	0	0	0	0	0	0
BAT TOTALS	.318	5		176	22	56	22	6	0	4	19	17	3	0	0	5	2	4

PITCHER	ERA.	GS	GR	CG	Sh	IP	H	R	ER	HR	BB	SO	W	L	SV	RP
Jay Howell	0.00	0	4	0	0	5.3	2	0	0	0	1	4	0	0	1	1
Bob James	0.00	0	3	0	0	2.7	1	0	0	0	0	1	0	0	2	2
Clear	0.00	0	1	0	0	.7	0	0	0	0	0	1	0	0	0	0
Hume	0.00	0	1	0	0	.3	0	0	0	0	0	1	0	0	0	0
Valenzuela	1.12	2	0	1	0	16.0	6	3	2	1	7	11	1	1	0	0
Phil Niekro	1.29	1	0	0	0	7.0	3	1	1	0	2	3	1	0	0	0
Rawley	4.35	2	0	0	0	10.3	10	5	2	5	6	2	2	0	0	0
Henke	5.40	0	1	0	0	1.7	1	1	1	1	0	4	0	0	0	0
PIT TOTALS	1.84	5	10	1	0	44.0	23	10	9	4	16	32	4	1	3	3

MVP - Willie McGee

COLDWATER LAKERS

Def DP: 5

PLAYER	AVG.	GP	GU	AB	R	H	BI	2B	3B	HR	BB	SO	E	SH	SF	SB	CS	WH
Almon	.429	3		7	2	3	3	0	0	2	0	3	1	1	0	0	0	0
Backman	.333	3		9	1	3	1	0	0	0	0	0	0	0	0	1	0	0
Horner	.235	5		17	2	4	2	1	0	0	3	6	0	0	0	0	0	1
Barfield	.222	5		18	2	4	1	0	0	1	2	6	0	0	0	0	1	0
Ward	.176	5		17	1	3	0	0	0	0	2	2	0	0	0	1	0	0
D. Concepcion	.167	3		6	0	1	0	0	0	0	1	2	1	0	0	1	0	0
C. Brown	.143	5		14	0	2	0	0	0	0	0	1	0	0	0	0	1	0
Lemon	.143	5		14	1	2	0	1	0	0	3	3	0	0	0	0	0	0
Gedman	.071	5		14	1	1	1	0	0	1	1	3	0	1	0	0	0	0
Redus	0.000	5		15	0	0	1	0	0	0	0	2	0	0	1	0	0	0
G. Iorg	0.000	4		11	0	0	0	0	0	0	2	2	0	0	0	0	0	0
J. Thompson	0.000	3		2	0	0	0	0	0	0	0	1	0	0	0	0	0	0
Pettis	0.000	2		1	0	0	0	0	0	0	0	1	0	0	0	0	0	0
Manning	0.000	2		1	0	0	0	0	0	0	0	0	1	0	0	0	0	0
Sullivan	0.000	1		1	0	0	0	0	0	0	0	0	0	0	0	0	0	0
BAT TOTALS	.156	5		147	10	23	9	2	0	4	16	32	3	2	1	3	2	1

PITCHER	ERA.	GS	GR	CG	Sh	IP	H	R	ER	HR	BB	SO	W	L	SV	RP
Hume	0.00	0	2	0	0	2.7	1	0	0	0	0	0	0	0	0	0
Bedrosian	0.00	0	1	0	0	1.7	1	0	0	0	0	0	0	0	0	0
Shirley	0.00	0	0	0	0	.3	1	0	0	0	1	0	0	0	0	0
Petry	1.62	2	0	0	0	16.7	13	3	3	2	5	3	1	1	0	0
Fisher	4.50	0	2	0	0	2.0	3	1	1	0	2	2	0	0	0	0
Mike Moore	5.93	2	0	0	0	13.7	22	9	9	0	6	11	0	2	0	0
Terrell	12.46	1	0	0	0	4.3	12	6	6	1	4	0	0	1	0	0
B. Stanley	40.50	0	1	0	0	.7	3	3	3	1	1	1	0	0	0	0
PIT TOTALS	4.71	5	8	0	0	42.0	56	22	22	4	19	17	1	4	0	0

TML All Stars

* 93 *

American Association

STARTING TEAM

1B - P. Guerrero (AA)
2B - Whitaker (LM)
3B - Boggs (PS)
SS - Ripken (LM)
OF - R. Henderson (TT)
OF - Raines (CF)
OF - McGee (RO)
C - Gedman (CL)

SP - Gooden (NJ)

Mattingly (PA)
Ed Murray (DF)
Dar. Evans (NJ)
M. Schmidt (WS)
Petry (CL)
Stieb (HB)
Tudor (WS)

SECOND TEAM

1B - K. Hernandez (SK)
2B - Sandberg (AA)
3B - G. Brett (SC)
SS - T. Fernandez (HD)
OF - Da. Murphy (LM)
OF - Barfield (CL)
OF - K. Gibson (SC)
C - G. Carter (DF)

M. Scott (DF)
Righetti (CF)
Garrelts (ZZ)
Lee Smith (AA)
Lahti (DF)
Quisenberry (LM)

National Association

STARTING TEAM

1B - Durham (NY)
2B - Sandberg (MT)
3B - Boggs (UC)
SS - Ripken (AO)
OF - P. Guerrero (NY)
OF - McGee (MT)
OF - Raines (CS)
C - G. Carter (KY)

SP - Gooden (NB)

Strawberry (BO)
Marshall (NY)
Dar. Evans (ZR)
Presley (FR)
Tudor (BU)
Key (ZR)
Valenzuela (MT)

SECOND TEAM

1B - Mattingly (MT)
2B - Herr (ZR)
3B - M. Schmidt (TG)
SS - T. Fernandez (LS)
OF - R. Henderson (CS)
OF - Barfield (WB)
OF - P. Bradley (TG)
C - Fisk (UC)

Morris (TG)
D. Moore (BU)
D. Smith (PO)
Caudill (AO)
Quisenberry (OK)
W. Hernandez (BB)

TML All Star Game

AMERICAN	AB	R	H	BI	NATIONAL	AB	R	H	BI
Raines, lf	3	0	2	0	Ripken, ss	2	1	1	2
Barfield, rf	2	0	0	0	Strawberry, ph	1	0	0	0
McGee, cf	3	0	0	0	T.Fernandez, ss	1	0	0	0
Da.Murphy, cf	1	0	0	0	P.Guerrero, cf-1b	3	1	1	0
R.Henderson, rf	2	0	0	0	Dar.Evans, 1b	1	0	0	0
K.Gibson, lf	2	0	0	0	Raines, lf	1	0	0	0
P.Guerrero, 1b	2	0	0	0	Barfield, rf	2	2	1	0
Mattingly, 1b	1	0	0	0	B.Carter, c	2	1	1	2
Dar. Evans, DH	2	0	0	0	P.Bradley, ph	1	1	1	2
E.Murray, DH	1	0	0	0	Fisk, c	0	0	0	0
K.Hernandez, DH	1	0	0	0	Durham, 1b	1	0	0	0
Whitaker, 2b	2	0	1	0	R.Henderson, cf	3	0	0	0
Sandberg, 2b	2	0	0	0	Sandberg, 2b	2	0	0	0
W.Boggs, 3b	1	0	0	0	Presley, ph	1	0	0	0
G.Brett, ph-3b	1	0	0	0	Herr, 2b	0	0	0	0
M.Schmidt, ph	1	0	0	0	McGee, rf-1f	4	1	4	1
Gedman, c	2	0	1	0	W.Boggs, 3b	2	0	1	0
B.Carter, ph-c	2	0	0	0	M.Schmidt, ph-3b	2	0	0	0
Ripken, ss	2	0	1	0	Mattingly, DH	2	0	0	0
T.Fernandez, ph-ss	2	1	2	0	Marshall, DH	1	0	0	0
Totals	35	1	7	0	Totals	32	7	10	7

AMERICAN	0	0	0	0	0	0	0	1	1	--	1
NATIONAL	0	0	2	2	0	3	0	0	x	--	7

AMERICAN	IP	H	R	ER	HR	BB	SO
Gooden (LOSS)	3	2	2	2	1	0	3
Petry	1	2	2	2	1	1	0
Stieb	1	1	0	0	0	0	1
Tudor	0.2	4	3	3	0	0	2
Righetti	1	0	0	0	0	1	0
Lee Smith	0.1	0	0	0	0	1	0
Lahti	1	1	0	0	0	1	1

NATIONAL	IP	H	R	ER	HR	BB	SO
Gooden (WIN)	3	3	0	0	0	1	4
Tudor	1.2	2	0	0	0	2	2
Key	0.1	0	0	0	0	0	0
Valenzuela	2	1	0	0	0	1	0
Quisenberry	0.1	0	0	0	0	0	0
Caudill	0.1	0	0	0	0	0	0
D.Smith	0.1	0	0	0	0	0	0
Morris	0.1	0	0	0	0	0	1
D.Moore	0.1	0	0	0	0	0	0
W.Hernandez	0.1	1	1	0	0	0	0

GAME WINNING RBI -- Ripken(N)
 E-B.Brett(A), M.Schmidt(N), Dar.Evans(N). BP-AMERICAN 1,
 NATIONAL 1. LOB-AMERICAN 11, NATIONAL 5. 2B-P.Bradley(N)
 T.Fernandez(A). HR-Ripken(N), B.Carter(N). SB-R.Hender-
 son(A). CB-McGee(N), Herr(N). BB-R.Henderson(A), W.Boggs(A),
 P.Guerrero(A), Da.Murphy(A), Barfield(N), Marshall(N), Fisk
 (N), Herr(N). SO-AMERICAN: P.Guerrero, W.Boggs, McGee,
 R.Henderson, Dar.Evans, Whitaker, M.Schmidt; NATIONAL:
 Ripken, Mattingly, P.Guerrero, Strawberry, R.Henderson,
 Presley, M.Schmidt. GIDP-none.

The Seventh Annual TML All Star Game was a rout of the National All Stars over the American All Stars. For the Nationals, this was only their 2nd win in the seven All Star Games, but it makes 2 in a row.

With Dwight Gooden facing Dwight Gooden, it was the American version that served up a 3rd inning lead-off single to Willie McGee, only to have Cal Ripken hit a 2-out, 2-run homer to put the Nationals up 2-0. In the National 4th, Gary Carter reached Dan Petry for a 2-run homer to up the score to 4-0. In the American 5th, John Tudor got into some trouble when he walked Pedro Guerrero to load the bases with 2 out. But, Jim Key came in to get Ed Murray to fly out, ending the rally. The Nationals struck again in the 6th, when their version of John Tudor was socked for 3 runs, the highlight being a 2-run, pinch-hit double by Phil Bradley. The Nationals carried a 7-0 lead into the American 9th. The "tag team" bullpen saw Jack Morris fan Mike Schmidt leading off. Then, Donnie Moore got Rich Gedman to ground out. In came Willie Hernandez, but Tony Fernandez singled. Jesse Barfield reached on Schmidt's error, sending Fernandez to 2nd. Dale Murphy hit a grounder to first-baseman Darrell Evans, who kicked the ball for a 2-base error, allowing Fernandez to score, sending Barfield to 3rd. Hernandez gave a mean look home and overpowered Kirk Gibson, getting him to hit a weak bouncer to second to end the game. (Boxscore of game is at left.)

The MVP award was given to the National's Willie McGee, who rapped out 4 straight singles and scored the game's first run. (His hits came off four pitchers who combined for 76 wins in the regular season.)

MVP

WILLIE MCGEE

AMERICAN ANEMICS: 1B-G.Walker(TT) 2B-Bernazard(RO) 3B-Cey(AA) SS-Meacham(NS) OF-Rupe Jones(NS)
OF-D.Henderson(ZZ) OF-Brunansky(NS) C-Whitt(PS) DH-C.Johnson(SR) 6P-McCaskill(SC) <> Glenn Davis(ZZ), Grich(HD),
Santana(BF), Pagliarulo(ZZ), Lon Smith(RO), Gladden(TT), Boone(ZZ), Jody Davis(SK), Kearney(P6), McRae(RO),
Ojeda(P6), Fontenot(P6), LaPoint(TT), McGaffigan(HB), Rhoden(AA), Stuper(BF), Swift(NS), Vande Berg(HD),
Rucker(TT).

NATIONAL NERDS: 1B-Balboni(PO), 2B-F.White(BO), 3B-Hulett(NB), SS-Khalifa(OK), OF-Rupe Jones(PO),
D.Henderson(RR), Brunansky(GC), C-Heath(ZR), DH-Brock(NB), SP-Black(NY) <> Horner(KY), Grich(UC), Wilkerson(NY),
Meacham(BO), S.Owen(NB), DeCinces(AD), Yount(MT), Moseby(BU), Lemon(DB), Jody Davis(NB), Boone(BB), M.Mason(BO),
Trout(ZR), Laskey(NB), Childress(NB), Smithson(OK), Bielecki(NY), McClure(BO), Maddell(OK), Honeycutt(RR).

TML No-Star Game

national	ab	r	h	bi	american	ab	r	h	bi
Brock, dh	5	1	2	2	Cey, 3b	2	1	1	0
Brunansky, rf	3	0	0	0	Pagliarulo, ph-3b	2	1	1	1
Meacham, ss	0	0	0	0	G.Walker, lb	1	0	0	0
Heath, c	4	1	1	0	Gladden, ph-1f	3	0	1	1
Jody Davis, c	0	0	0	0	D.Henderson, cf	4	0	0	0
Khalifa, ss	1	0	0	0	Whitt, c	1	0	1	1
Horner, ph-1b	3	0	1	1	Jody Davis, c	1	0	1	0
Rupe Jones, lf	1	0	0	0	R.Ramirez, pr	0	0	0	0
Yount, ph-1f	2	0	1	0	Kearney, c	1	0	0	0
D.Henderson, cf	1	0	0	0	Boone, c	1	0	0	0
Moseby, ph-cf	3	0	0	0	Meacham, ss	1	0	0	0
F.White, 2b	2	1	0	0	McRae, ph	0	0	0	0
Grich, ph-2b	2	0	1	0	Santana, pr-ss	2	0	0	0
Balboni, lb	1	0	1	1	Brunansky, rf	4	0	1	0
S.Owen, ss	1	0	1	0	Rupe Jones, lf	1	0	0	0
Lemon, ph-rf	2	1	1	0	Glenn Davis, lb	2	0	1	0
Hulett, 3b	1	0	0	0	Bernazard, 2b	1	0	0	0
DeCinces, ph-3b	2	0	0	0	Grich, 2b	3	1	1	0
					C.Johnson, dh	1	0	1	0
					Lon Smith, pr-dh	3	0	1	0
totals	34	4	9	4	totals	34	3	10	3

american	0	1	1	0	1	0	1	0	0	-4
national	1	0	0	0	1	0	1	0	0	-3

national	ip	h	r	er	hr	bb	so
Black (win)	3	3	1	1	0	0	2
Trout	1.1	3	1	1	0	1	0
Bielecki	1.1	0	0	0	0	1	0
Maddell	0.1	1	0	0	0	1	0
Smithson	1.2	2	1	1	1	1	0
McClure	0.1	0	0	0	0	0	0
Honeycutt (save)	1	1	0	0	0	0	2

american	ip	h	r	er	hr	bb	so
McCaskill (loss)	3	3	2	2	0	2	1
Rhoden	1	1	0	0	0	0	0
Ojeda	1	1	1	1	1	0	1
Stuper	1	1	0	0	0	0	0
LaPoint	1	2	1	1	0	0	1
McGaffigan	1	0	0	0	0	0	0
Vande Berg	0.2	1	0	0	0	0	0
Rucker	0.1	0	0	0	0	0	0

game winning rbi -- Horner (n)
e-none. dp-national 1, american 1. lob-national 6,
american 9. 3b-Balboni(n), Horner(n), Jody Davis(a), Brunansky(a). 3b-Cey(a). hr-Brock(n), Pagliarulo(a). cs-Whitt(a). sh-DeCinces(n). squeeze-Gladden(a). bb-Brunansky(n), Rupe Jones(n), McRae(a), Cey(a), D.Henderson(a). gidp-Cey(a), Grich(n). balk-McCaskill.

The Third Memorial TML no-Star Game was held somewhere in the jungles of Nicaragua, as the Managers awaited payment by laundered Iranian money.

The Americans scored first on a Ron Cey triple and a Jody Davis RBI-single. Then, the Tom Brunansky "How Not To Throw a Baseball Clinic" began. Steve Balboni drove home Frank White from 1st on a double to right, on which Brunansky threw a 24-hopper to 1st base. In the 3rd, PH-Bob Horner doubled to right, with Mike Heath scoring on another 25-hop throw by Brunansky. Meanwhile, 30-game loser Bud Black faced only 6 men in the 2nd & 3rd, to earn the win. Brunansky let 2 Americans die on base in the 4th. Greg Brock homered in the 5th, to give the Nationals a 2-run lead. Dan Gladden successfully squeezed home Bob Grich to cut the lead to 3-2 after 5. But, in the 7th, Brock singled home Chet Lemon on another 15-hop throw home, this time by Dave Henderson, to restore the 2-run lead. Mike Pagliarulo homered in the 7th, but the Americans could not get the tying run in scoring position the rest of the way. Rick Honeycutt struck out 2 in the 9th to earn the save. Bud Black had to be escorted off the field by security because Dick Ruthven called in a death threat. Ruthven was obviously upset that his TML loss record was smashed by Black, saying, "How else can I appear in the Yearbook?" (Box-score of game is at left.)

The LVP award went to a student of the Brunansky Throwing School, Dave Henderson, who went 0 for 4 and allowed the 4th and deciding National run to score on a bad throw.

LVP

Dave Henderson

TML Feedback

* 97 *

Likes: seeing Tom Kopp make the playoffs. Dislikes: HEARING Tom Kopp make the playoffs. (Rogers).
No problems, feel the same as last year. Will miss Dick Gorney, who I've been playing sail leagues, between APBA and TML, continuously for about 15 years now. (Gatto)
TML is a great league. I like it very much. (Runsey)
I like "waiting 'till next year," trading, planning, running up phone bills. I dislike 164 game seasons, making stat errors, watching good rule proposals die, and paying phone bills. (Short)
What is delaying the publication of the "TML Register" of lifetime stats? Why are the TML's American Association divisions named after National League players? (Adams)
I don't know what's the best January event, the TML Draft or the Super Bowl (this year I'll bring my allergy medicine for the cats) ... after just one active year, I've really enjoyed meeting some of the long-distance people. (Perrotti)
The League is great. It's my team that stinks. (Bailey)
League stability is most positive aspect. (Hetterich)
Still the #1 sail league with no signs of erosion. Thanks in large part to leadership and membership. (Steinmetz)
Likes: the members, the Draft, the season, the playoffs, the biffing (?), ... everything!! Dislikes: for those very few ---> write something in those highlights! (Kopp)
The TML continues to build a tradition of greatness. (Ackley)
Like: Draft Day! Dislike: receiving the newsletter for Series 2, after I've already played Series 3. (Carpenter)
Likes: organization and people. Dislikes: not enough help for down teams; rookie draft should be limited to 3 bids max. (Fleming)
Great League! (Clayman)
Those of you dissatisfied with the Drafts, please note that New Jersey and Coldwater made the playoffs and Philadelphia just missed. These three teams lost over 100 games two years ago! The Drafts are fine!! (Weisman)
We have one too many teams in the Aaron ... the one that finishes first! (Wade)
Since moving to D.C., I have finally realized how nice it is to have friends like I have in the TML. 1st Class all the way!! (C.Lentine)
Like the organization and timeliness of TML newsletters and stats (Gaige)
It continues to be a source of an immense amount of good times for me. Thanks Mike, Jim, and all of you other guys! (Pittner)
I like the people and the organization. I dislike those times when people get too serious about things. (Goldberg)
It's too early for me to comment, but from what I've seen and heard, I already feel at home. Everybody's been great to me. (Sakolsky)
Thanks again. (Vincent)
I'll like TML a lot more in 1987 (no Boggs, Clemens or Boyd in my division). This is the best league I've ever been in. I enjoy it so much, I'm applying for a franchise in TML's table-top wrestling league run by Art Albanese. (Mayko)
Likes: TML friendships, trading, the Rookie/F.A. Drafts and "Boring" Dave Pittner. Dislikes: grounding into DP's, not being able to trade for Eric Davis, and having to wear shoes to the Rookie/F.A. Draft. (Hall)
Likes: the membership and league organization. Dislike: I believe a league as good as ours merits a game decidedly less flawed than REPLAY. (Smith)
Draft Day remains the high point of the season when all the looneys and eccentrics descend on Cohoes, and wins & losses aren't the focus. (F.Lentine)
The TML is great when you win, great when you lose, and fun either way. (Albanese)
Likes: the people, the fun, the gatherings, the lack of anything resembling animosity in the National. We still love each other after all these years. Dislikes: Heaman ... check next year. (Pertierra)
The original cornerstone is still the keystone: friendship first, and the rest will take care of itself. Thanks to all! (Clark)
God help me, I do love it so! (Hi, Bruce Clark!) (Zuchowski)
Dislike: WILD CARD (for obvious personal reasons) - we still reward losing (professional reason). Still a great league nonetheless. Keep it up, Jim, Mike and Tom. (Alber)
Like any large league, pressing for discipline is a must. However, I see a need for some of those at the top to look at TML beyond mere numbers & stats. That emphasis is evident through cold numbers in newsletters & Yearbook. I guess I'm trying to say loosen up! I appreciate the hard work brought out of Cohoes & Loudonville for TML. It's evident your hearts & souls are devoted to the League. I would not want the job. Thanks to everyone who welcomed me to the League and made me feel an immediate part of it. I wish TML continued success in '87. (Faver)
I wish the Chicago City Council would run as smoothly. (Schenbari)
As usual, thanks to everyone, especially to Jim for his "co-leadership" and to Rich for all his "priceless" time and effort that he so willingly donates to the League. Dislikes: the frustration of trying to make trades in the American; receiving (and/or hearing through the "grapevine") thoughtless complaints from TML Managers who could answer their own questions if in my shoes for even just one TML series. Likes: Eddie Murray; all my TML friendships. Enjoy the Yearbook! (Landin)