

1985 YEARBOOK

SEASON 6

Champion

Darkfyre Daemons

Table of Contents

THE MAJOR LEAGUE - 1985 (by Jim Pertierra)	1
--	---

Player & Pitcher of the Year	3
------------------------------------	---

Final American Association Stats	5
--	---

Rookie of the Year Awards	11
---------------------------------	----

Final American Association Standings	12
--	----

The American Game in Review - 1985 (by Tom Kopp)	13
--	----

Individual Team Pages:

Addison Arrows (AA)	15
---------------------------	----

Chicago Bruins (CB)	16
---------------------------	----

Coldwater Lakers (CL)	17
-----------------------------	----

Colorado Blizzard (CO)	18
------------------------------	----

Cuyahoga Falls Fungos (CF)	19
----------------------------------	----

Darkfyre Daemons (DF)	20
-----------------------------	----

Harbor Beach Hurons (HB)	21
--------------------------------	----

Hudson Hornets (HD)	22
---------------------------	----

Keflavik Stingray (KS)	23
------------------------------	----

L&M Librae (LM)	24
-----------------------	----

Maryland Crabs (MC)	25
---------------------------	----

Michigan Red Dogs (MI)	26
------------------------------	----

Pacific Goldeyes (PG)	27
-----------------------------	----

Philadelphia Blue Jays (PA)	28
-----------------------------------	----

Rockford Radar (RO)	29
---------------------------	----

Salt River Stompers (SR)	30
--------------------------------	----

Sherlock C's (SC)	31
-------------------------	----

Sir Jeffery Silver Knights (SK)	32
---------------------------------------	----

Toledo Tomcats (TT)	33
---------------------------	----

Wakefield Cardinals (WS)	34
--------------------------------	----

Stat Key	35
----------------	----

Final National Association Standings	36
--	----

Buffalo Meat (BU)	37
-------------------------	----

All Star Teams	69
----------------------	----

American Western Wild Card Playoff	73
--	----

American Global Wild Card Playoff	75
---	----

American Western Conference Playoff	81
---	----

American Global Conference Playoff	83
--	----

American Association Championship	89
---	----

TML World Series – Darkfyre vs. Buffalo	93
---	----

TML Feedback	100
--------------------	-----

(Cover Design & Yearbook Layout by Mike Landin)

The Major League

1985

* 1 *

by Jim Pertierra

TML VI was a year of calm, placid growth behind the scenes. On the surface nothing seemed to happen in the League during the course of the year. Many of the same things happened with divisional titles repeating to Addison, L & M, Toledo & Buffalo. Buffalo, in fact, made it to the TML Championship for a second consecutive year (something never done before). There were sterling batting performances by Eddie Murray of Darkfyre, Don Mattingly of Mohawk Trail, Ryne Sandberg of Addison, Dale Murphy of L & M. Last year's National Association MVP, Pedro Guerrero, had an even better season than last and wound up third in the MVP race.

All this sounds pretty boring, but there was a great deal of activity behind the scenes in the TML. The managerial changes were minimal. As always, the change in ownership did nothing but strengthen the League as a whole. Charter manager, Bob Lay left the fold and will be missed to say the least. Ted Marconi, who restructured a troubled franchise in Maryland, left due to lack of time at the end of the season with both Dwight Gooden and Bret Saberhagen on the pitching staff for new manager Rich Perotti. Needless to say, Ted's abilities will be missed. Randy Lantz ran into some personal problems that have since been ironed out. He's sitting on the backup list in waiting. All the managerial changes for TML VII come in the American. The National stays status quo. More on that later.

Certainly one of the greatest changes in the TML during our 6th year was the subletting of the statistics to myself by co-Commish Mike Landin. Mike has done all the statistical work in the TML from day one and I'm sure that any commissioners out there can appreciate what Mike has done with the TML statistics since 1980. Mike's TRS-80 failed just before the start of the Summer Stretch forcing him to convert all his stat programs to the Apple much sooner than he had anticipated. The original plan was for me to input the Stretch stats to help Mike catch up. As time went on it became apparent to both of us that Mike would be able to enjoy life a lot more if the duties were split straight down the middle. The statistical input has been fun. You really start to play games with yourself at input time with how fast and how many.

The other change as TML VI becomes VII is the stepping down of TML MVP, Rich Goldberg as trade reporter. Rich always minimizes his contributions and will undoubtedly be upset at me if I make a big deal, but he brought credibility and order to the job of trade reporter such that other Leagues have instituted much the same position. Mike and I will be sharing those responsibilities for the upcoming season. Lest you think that the TML is becoming two segmented entities, fear not. We talk each and every day at length about TML and it's future as far as how much more could we, as Commissioners do to improve the League. Several people have written that the League is the best they've ever been associated with. We appreciate your comments, but don't look for us to stand still. We will continue to make committee decisions with trusted TML consciences Alber, Goldberg, Mahan, Adams etc. and still believe that democracy is the fairest way, but sometimes not the best.

What do we (collectively) have to look forward to in the coming year(s) TMLwise? Number one will be the continuation of a tradition which you hold in your hand. This is our 6th yearbook. The statistical studies and amount of information have increased and we're proud of the book. The next big thing down the pike will be the long awaited TML Register. Mike has completed all the input to update the book through our sixth season. There are several major sections to the book that I will not go into here. Rich Goldberg is working on a trade history, there will be team sections as well as an elaborate player section.

Continued

Bill Vincent and I have started work on the TML Hall of Fame. We will be announcing some definite plans towards the Fall of 1986. Much of the research we were going to do is being covered in the Register so we have held off until the book is issued.

Expansion will become an issue sometime in the future. It appears that it will be one of those emotional, I can't sit on the fence issues. You ever want or don't want expansion. We will proceed with expansion cautiously with a lot of dialogue. You have this promise from me that we will not expand just to expand. We have a strong waiting list and high quality managers are definitely available. We will not expand because we have such a strong list. However, if the National League expands, expansion becomes something that should be looked at carefully. I've never been a proponent of 1962 style expansion. I do think that we do have to consider the needs of both the expansion and current managers in whatever we do.

Admittedly the cart is now before the horse, but we have always been honest in all our League dealings. Expansion is not around the corner, but the possibility is. While the forum is open, there was not much discussion in TML VI about TML V's hot issue -- the draft. We're still open to suggestions.

The recently completed Free Agent Draft weekend saw record in person participation and all seemed to go pretty smoothly. I still view the draft as old home week. When literally half the League is together at the same time, it's never boring, quiet or dull. One of these years we should do something in mid summer like a big Softball, clam steam or something. When we can get as many of you to brave the Winter's unpredictability and venture into Cohoes, what could we do if we had a Summer blowout? Any takers or suggestions. How about a Summer Stretch Fest? Your thoughts.

As I look over our managerial roster entering our 7th season, it's time to pass on the salutations to some long time TMLers.....

6 YEARS Dallas Adams, Mike Landin, Tim Muledy, Dick Gorney, John Gatto, Glen Bailey, Carl Carpenter, Bill Parks, Mike Mayko, Chris Lentine, Doug Zuchowski, Frank Lentine, Jim Schembari, Mike Moore, Chick Wade, Nite Mahan, Art Albanese, Dave Pittner, Bruce Clark, Rocky Hall, Rich Goldberg, Larry Alber and Jim Pertieria.

5 YEARS Bill Vincent, Les Fleming, Tim Ackley, Mark Hetterich


4 YEARS Joe Steinmetz, Tom Kopp, Lowell Baumunk

I know that I've said this before, but when you consider that we still have 23 original managers (We count Glenn and Mike Moore as originals) after 6 years, and the National has only lost 5 managers (lost 4, 1 defection), how can we not look to the future of the League with the utmost in confidence.


As I said last year, Mike and I owe the success of the League to you as managers, friends, critics. Certainly no two people have had as much fun in running a mail league. It's been work, it's been rewarding and it's always been a pleasure. Thanks for your continued support and friendship.

American

* 3 *




M U P




Cy Young

National



M U P



Cy Young

M V P	1	2	3	4	5	6	7	8	9	10	TOTAL
Ed Murray	19	0	0	0	1	0	0	0	0	0	253
Murphy, Dale	0	16	4	0	0	0	0	0	0	0	176
Sandberg	1	2	6	5	1	1	0	0	1	0	127
Evans, Dwight	0	0	3	4	1	1	4	2	1	1	88
Davis, Alvin	0	0	1	3	5	1	1	0	1	1	71
Ripken	0	0	1	0	2	1	2	2	0	3	42
Gibson, K.	0	1	1	0	0	4	0	0	0	2	39
Blyleven	0	0	0	1	2	2	0	0	1	0	31
Schmidt, Mike	0	0	1	1	1	0	1	1	1	0	30
Carter, G.	0	0	1	1	1	1	0	1	0	0	29
Boggs	0	0	1	1	0	1	0	2	0	0	26
Armas	0	0	0	1	0	1	0	3	2	0	25
Bell, George	0	0	0	0	1	1	1	1	2	2	24
Hrbek	0	0	0	2	0	1	0	0	2	1	24
Ray	0	0	1	0	0	1	0	0	1	2	17
Gladden	0	0	0	0	2	0	0	0	1	1	15
Yount	0	0	0	1	0	0	2	0	0	0	15
Lacy	0	0	0	0	0	1	1	1	1	0	14
Hernandez, K.	0	0	0	0	0	1	0	1	3	0	14
Henderson, R.	0	0	0	0	0	0	2	0	1	2	12
Parrish, Lance	0	0	0	0	0	0	2	1	0	0	11
Leonard, Jeff	0	0	0	0	1	0	0	1	0	1	10
Raines	0	0	0	0	0	0	1	2	0	0	10
Wiggins	0	1	0	0	0	0	0	0	0	1	10
Quisenberry	0	0	0	0	1	0	0	1	0	1	10
Walker, Greg	0	0	0	0	0	1	1	0	0	0	9
Howell, Jay	0	0	0	0	1	0	0	0	0	0	6
Trammell	0	0	0	0	0	1	0	0	0	0	5
Winfield	0	0	0	0	0	0	1	0	0	0	4
Valenzuela	0	0	0	0	0	0	1	0	0	0	4
McWilliams	0	0	0	0	0	0	0	1	0	0	3
Gooden	0	0	0	0	0	0	0	0	1	0	2
Samuel	0	0	0	0	0	0	0	0	0	2	2
Lansford	0	0	0	0	0	0	0	0	1	0	2

American Balloting

CY YOUNG	1	2	3	TOTAL
Blyleven	19	0	1	96
Rhoden	0	5	4	19
McWilliams	0	5	4	19
Stieb	1	2	1	12
Mahler, R.	0	2	3	9
Quisenberry	0	2	0	6
Lefferts	0	1	1	4
Howell, J.	0	1	0	3
Valenzuela	0	1	0	3
Gossage	0	1	0	3
Soto	0	0	2	2
Gooden	0	0	1	1
Sutcliffe	0	0	1	1
Hough	0	0	1	1
Boddicker	0	0	1	1

Eddie Murray of the Darkfyre Daemons was selected MVP of the American Association by receiving 19 1st place votes and a total of 253 points, both new TML records.

Bert Blyleven, also of the Darkfyre Daemons, was voted the American Association Cy Young by receiving 19 1st place votes and a total of 96 points, both TML records.

M V P	1	2	3	4	5	6	7	8	9	10	TOTAL
Gwynn	11	3	1	2	2	0	1	0	0	0	208
Murphy, Dale	2	3	2	6	0	2	0	0	1	0	123
Mattingly	2	4	2	1	0	2	1	3	0	2	110
Guerrero, P.	3	2	1	2	2	0	2	0	4	0	107
Kingman	1	4	1	0	4	1	1	0	1	1	93
Davis, Alvin	0	1	6	0	2	0	1	0	1	2	77
Schmidt, Mike	0	0	0	1	2	5	2	1	2	0	59
Carter, G.	0	0	1	3	0	1	3	0	0	3	49
Winfield	1	0	1	1	1	0	1	2	0	1	45
Raines	0	0	1	0	1	1	1	2	1	2	33
Durham	0	1	1	0	1	0	0	0	3	2	31
Pena, A.	0	0	1	2	0	0	1	1	0	0	29
Murray, Ed	0	0	1	0	1	1	0	0	2	0	23
Evans, Dwight	0	0	0	0	0	2	2	1	0	1	22
Boddicker	0	0	0	0	1	3	0	0	0	0	21
Baines	0	0	0	0	1	1	1	1	1	0	20
Yount	0	0	0	0	1	0	1	2	1	0	18
Quisenberry	0	0	0	2	0	0	1	0	0	0	18
Ray	0	1	0	0	0	0	0	2	1	0	17
Hernandez, W.	0	1	0	0	0	0	0	0	1	1	12
Boggs	0	0	0	0	0	1	0	1	0	0	8
Lacy	0	0	1	0	0	0	0	0	0	0	8
Matthews	0	0	0	0	1	0	0	0	0	0	6
Cey	0	0	0	0	0	0	1	0	0	1	5
Sandberg	0	0	0	0	0	0	0	1	0	0	3
Strawberry	0	0	0	0	0	0	0	1	0	0	3
Washington, C.	0	0	0	0	0	0	0	1	0	0	3
Show	0	0	0	0	0	0	0	1	0	0	3
Cruz, Jose	0	0	0	0	0	0	0	0	1	0	2
Davis, Chili	0	0	0	0	0	0	0	0	0	1	1
Gross, W.	0	0	0	0	0	0	0	0	0	1	1
Easler	0	0	0	0	0	0	0	0	0	1	1
Hrbek	0	0	0	0	0	0	0	0	0	1	1

National Balloting

CY YOUNG	1	2	3	TOTAL
A. Pena	15	4	0	87
Boddicker	3	14	2	59
Quisenberry	1	0	5	10
Hernandez, W.	1	1	0	8
Show	0	0	6	6
Alexander	0	0	5	5
Stieb	0	1	1	4
Gooden	0	0	1	1

Tony Gwynn of the New York Woodchoppers was selected MVP of the National Association by receiving 11 1st place votes and a total of 208 points. This marks the 3rd straight year the National MVP has been from the New York Woodchoppers!

Alejandro Pena, also of the New York Woodchoppers, was voted the American Association Cy Young by receiving 15 1st place votes and a total of 87 points.



American Association * 5 *

- ★ TML Record
- ☒ Tied TML Record
- American Record
- Tied American Record

BATTING LEADERS
(STAT INPUT BY MIKE LANDIN)
THRU: SERIES 12

12/1/85

TOP 20 HITTERS (400 OR MORE AT BATS)

1. Ed MURRAY	(DARKFYRE)	.364
2. GLADDEN	(TOLEDO)	.363
3. LACY	(MICHIGAN)	.357
4. W. BOGGS	(KEFLAVIK)	.334
5. RAY	(HARBOR BEACH)	.333
6. SANDBERG	(ADDISON)	.330
7. GWYNN	(HARBOR BEACH)	.324
8. PUHL	(HARBOR BEACH)	.323
9. BARRETT	(COLORADO)	.320
10. Dw. EVANS	(PHILADELPHIA)	.318

11. PERCONTE	(MARYLAND)	.318
12. WINFIELD	(DARKFYRE)	.317
13. YOUNT	(TOLEDO)	.317
14. K. HERNANDEZ	(SIR JEFFERY)	.316
15. Lry PARRISH	(SIR JEFFERY)	.315
16. R. HENDERSON	(TOLEDO)	.313
17. McGEE	(ROCKFORD)	.311
18. RANDOLPH	(DARKFYRE)	.310
19. J. LEONARD	(SALT RIVER)	.308
20. Dale MURPHY	(L&M LIBRAE)	.306

DOUBLES

Dw. EVANS	(PA)	47
Lry PARRISH	(SK)	46
MATTINGLY	(PA)	44
Gary CARTER	(DF)	43
RIPKEN	(LM)	43
RAY	(HB)	43
G. BELL	(SC)	40
K. HERNANDEZ	(SK)	39
SANDBERG	(AA)	39
MANY TIED WITH		37

TRIPLES

SAMUEL	(CF)	21
MOSEBY	(SC)	17
Jose CRUZ	(AA)	17
D. COLLINS	(WS)	16
K. GIBSON	(SC)	15
PERCONTE	(MC)	14
SANDBERG	(AA)	13
C. REYNOLDS	(HB)	13
M. WILSON	(CB)	12
DORAN	(MI)	12

HOMERUNS

Ed MURRAY	(DF)	56
Dale MURPHY	(LM)	55
ARMAS	(SK)	48
Lnce PARRISH	(SR)	43
Al DAVIS	(HD)	41
M. SCHMIDT	(WS)	39
KINGMAN	(PA)	37
G. BELL	(SC)	36
K. GIBSON	(SC)	36
Dw. MURPHY	(CF)	36

RUNS BATTED IN

Ed MURRAY	(DF)	164
Dale MURPHY	(LM)	161
M. SCHMIDT	(WS)	130
Al DAVIS	(HD)	124
G. BELL	(SC)	121
HRBEK	(KS)	118
ARMAS	(SK)	118
Gary CARTER	(DF)	117
SANDBERG	(AA)	114
MANY TIED WITH		111

RUNS

Dale MURPHY	(LM)	140
Ed MURRAY	(DF)	139
MOSEBY	(SC)	122
RAINES	(CF)	120
R. HENDERSON	(TT)	118
RAY	(HB)	116
RIPKEN	(LM)	115
SANDBERG	(AA)	115
Von HAYES	(LM)	112
Jose CRUZ	(AA)	112

HITS

Ed MURRAY	(DF)	235
RAY	(HB)	232
GWYNN	(HB)	221
Dale MURPHY	(LM)	213
W. BOGGS	(KS)	213
SANDBERG	(AA)	213
SAMUEL	(CF)	207
RAINES	(CF)	204
PERCONTE	(MC)	203
McGEE	(RO)	202

SLUGGING

Ed MURRAY	(DF)	.679
Dale MURPHY	(LM)	.608
K. GIBSON	(SC)	.585
Dw. EVANS	(PA)	.580
Al DAVIS	(HD)	.575
LACY	(MI)	.564
G. WALKER	(TT)	.554
J. LEONARD	(SR)	.545
ARMAS	(SK)	.543
G. BELL	(SC)	.537

RUNS CREATED *

Ed MURRAY	(DF)	192
Dale MURPHY	(LM)	147
Dw. EVANS	(PA)	146
SANDBERG	(AA)	130
Al DAVIS	(HD)	128
K. GIBSON	(SC)	127
RIPKEN	(LM)	125
RAINES	(CF)	124
K. HERNANDEZ	(SK)	123
RAY	(HB)	117

STOLEN BASES

WIGGINS	(SR)	87
RAINES	(CF)	84
R. HENDERSON	(TT)	79
DERNIER	(AA)	69
SAMUEL	(CF)	65
Lon SMITH	(RO)	58
D. COLLINS	(WS)	57
M. WILSON	(CB)	49
Von HAYES	(LM)	45
McGEE	(RO)	45

WALKS

MATTHEWS	(HD)	103
DOWNING	(MC)	98
BUTLER	(WS)	96
RANDOLPH	(DF)	94
RAINES	(CF)	93
Dw. EVANS	(PA)	92
M. SCHMIDT	(WS)	91
R. HENDERSON	(TT)	90
W. BOGGS	(KS)	89
K. HERNANDEZ	(SK)	89

ON-BASE PCT.

Ed MURRAY	(DF)	.437
GLADDEN	(TT)	.418
W. BOGGS	(KS)	.416
Dw. EVANS	(PA)	.405
R. HENDERSON	(TT)	.404
K. HERNANDEZ	(SK)	.403
RANDOLPH	(DF)	.403
LACY	(MI)	.398
MATTHEWS	(HD)	.396
RAINES	(CF)	.386

GAME WINNING RBI

Ed MURRAY	(DF)	21
HRBEK	(KS)	20
Dale MURPHY	(LM)	19
J. LEONARD	(SR)	18
Chili DAVIS	(AA)	18
K. GIBSON	(SC)	17
McREYNOLDS	(MC)	17
Gary CARTER	(DF)	16
YOUNT	(TT)	16
MANY TIED WITH		15

* Bill James' <RUNS CREATED> formula from his '1984 BASEBALL ABSTRACT'



American Association

* 6 *

PITCHING LEADERS
(STAT INPUT BY MIKE LANDIN)
THRU: SERIES 12

12/1/85

TOP 20 PITCHERS (160 OR MORE INNINGS)

1. BLYLEVEN	(DARKFYRE)	2.09
2. McWILLIAMS	(SALT RIVER)	2.78
3. RYAN	(HUDSON)	2.82
4. STIEB	(HARBOR BEACH)	2.86
5. HERSHISER	(CHICAGO)	3.04
6. A. PENA	(KEFLAVIK)	3.09
7. BODDICKER	(ROCKFORD)	3.10
8. DENNY	(SIR JEFFERY)	3.12
9. Phil NIEKRO	(KEFLAVIK)	3.16
10. VALENZUELA	(TOLEDO)	3.17
11. DARWIN	(L&M LIBRAE)	3.17
12. BEATTIE	(HUDSON)	3.19
13. SUTCLIFFE	(SALT RIVER)	3.22
14. GOODEN	(MARYLAND)	3.25
15. KOOSMAN	(SHERLOCK)	3.29
16. SOTO	(TOLEDO)	3.31
17. R. MAHLER	(ADDISON)	3.33
18. LOLLAR	(PHILADELPHIA)	3.34
19. ANDUJAR	(SALT RIVER)	3.45
20. BLACK	(DARKFYRE)	3.50

GAMES

POWER	(PG)	77
W. HERNANDEZ	(HD)	75
CAUDILL	(CF)	68
SUTTER	(CB)	67
QUISENBERRY	(LM)	63
A. LOPEZ	(PA)	63
LEFFERTS	(SR)	61
DAWLEY	(HB)	60
MANY TIED WITH		57
MANY TIED WITH		57

COMPLETE GAMES

BLYLEVEN	(DF)	25
BLACK	(DF)	17
SOTO	(TT)	16
BODDICKER	(RO)	16
LEAL	(LM)	15
A. PENA	(KS)	15
GOODEN	(MC)	15
TANANA	(CF)	15
STIEB	(HB)	15
MANY TIED WITH		14

VICTORIES

BLYLEVEN	(DF)	24
R. MAHLER	(AA)	23
RHODEN	(AA)	22
LEAL	(LM)	21
SUTCLIFFE	(SR)	20
McWILLIAMS	(SR)	20
VALENZUELA	(TT)	20
HOUGH	(AA)	20
BLACK	(DF)	19
WHITSON	(SC)	19

LOSSES

SCHULZE	(CO)	25
GULLICKSON	(CB)	22
ROGERS	(RO)	22
LANGSTON	(CO)	21
SEAVER	(PG)	20
WILCOX	(PG)	20
PASTORE	(MC)	20
BUTCHER	(MC)	20
F. BANNISTER	(RO)	20
MANY TIED WITH		19

INNINGS

HOYT	(CO)	292.7
BLYLEVEN	(DF)	288
Joe NIEKRO	(WS)	287.3
STIEB	(HB)	286
HOUGH	(AA)	281.3
LEAL	(LM)	276.7
BODDICKER	(RO)	276
TANANA	(CF)	273.3
VIOLA	(MI)	273.3
VALENZUELA	(TT)	270

SHUTOUTS

Phil NIEKRO	(KS)	5
LOLLAR	(PA)	5
SUTCLIFFE	(SR)	5
DARWIN	(LM)	4
WHITSON	(SC)	4
ANDUJAR	(SR)	4
TANANA	(CF)	4
R. MAHLER	(AA)	4
BERENGUER	(CB)	4
D. ALEXANDER	(MI)	4

WALKS

DARLING	(WS)	157
LANGSTON	(CO)	154
RASMUSSEN	(CF)	138
LOLLAR	(PA)	131
ROGERS	(RO)	131
RYAN	(HD)	123
VALENZUELA	(TT)	122
HOUGH	(AA)	122
Joe NIEKRO	(WS)	121
MANY TIED WITH		120

STRIKEOUTS

GOODEN	(MC)	252
VALENZUELA	(TT)	249
SOTO	(TT)	232
RYAN	(HD)	227
SUTCLIFFE	(SR)	226
LANGSTON	(CO)	209
BLYLEVEN	(DF)	201
LEAL	(LM)	199
VIOLA	(MI)	196
STIEB	(HB)	189

PERCENTAGE (16 DECISIONS)

		W-L	PCT.
BLYLEVEN	(DF)	24- 5	.828
DARWIN	(LM)	15- 4	.789
RHODEN	(AA)	22- 6	.786
HOUGH	(AA)	20- 7	.741
WHITSON	(SC)	19- 7	.731
DENNY	(SK)	13- 5	.722
SOTO	(TT)	18- 7	.720
BLACK	(DF)	19- 8	.704
LEAL	(LM)	21- 9	.700
R. MAHLER	(AA)	23-10	.697

RELIEF POINTS

	SV	RP
QUISENBERRY (LM)	22	34
LEFFERTS (SR)	27	33
OROSCO (KS)	24	31
W. HERNANDEZ (HD)	25	31
GOSSAGE (SC)	20	29
CAMACHO (AA)	26	29
SUTTER (CB)	17	29
DAWLEY (HB)	21	28
CAUDILL (CF)	15	26
MANY TIED WITH	13	24

American Assoc. Team Stats * 7 *

THRU: SERIES 12
(STAT INPUT BY MIKE LANDIN)

12/1/85

TEAM	BAT	PCT.	G	AB	R	H	RBI	2B	3B	HR	SLG.	BB	SO	E	SH	SF	SB	CS	DP
(DF)	DARKFYRE	.289	160	5710	833	1651	791	271	37	187	.448	513	896	106	29	42	75	47	146
(TT)	TOLEDO	.289	160	5818	848	1682	818	274	37	160	.431	545	847	119	26	48	187	54	146
(HB)	HARBOR BEACH	.280	160	5876	769	1643	732	246	56	135	.409	455	874	133	20	47	137	44	150
(AA)	ADDISON	.277	160	5715	845	1585	796	235	55	182	.433	525	907	106	36	47	191	64	131
(LM)	L&M LIBRAE	.277	160	5800	879	1605	839	270	49	207	.447	573	899	126	6	52	101	71	133
(KS)	KEFLAVIK	.276	160	5613	745	1548	717	237	34	147	.409	466	826	118	4	40	68	33	135
(PA)	PHILADELPHIA	.275	160	5648	720	1553	686	283	46	174	.434	449	882	101	12	30	109	47	151
(MI)	MICHIGAN	.268	160	5476	671	1465	649	228	47	145	.406	518	889	140	25	32	106	70	122
(SC)	SHERLOCK	.266	160	5552	780	1475	768	258	53	201	.440	561	939	124	11	38	112	48	140
(SK)	SIR JEFFERY	.264	160	5601	735	1480	702	256	34	173	.415	521	922	115	13	39	104	61	122
(CF)	CUYAHOGA	.263	160	5683	833	1497	775	204	47	211	.427	576	1074	114	6	50	179	48	139
(SR)	SALT RIVER	.260	160	5443	678	1417	646	251	33	155	.404	545	922	79	27	41	128	43	138
(WS)	WAKEFIELD	.260	160	5498	708	1428	675	231	45	133	.391	603	913	141	9	56	225	98	115
(CO)	COLORADO	.260	160	5356	527	1390	519	234	42	81	.364	415	850	130	210	30	82	63	149
(CB)	CHICAGO	.259	160	5548	599	1438	584	252	42	111	.380	452	840	108	37	39	103	53	105
(CL)	COLDWATER	.259	160	5706	672	1477	647	224	21	145	.382	497	879	117	11	46	85	36	119
(HD)	HUDSON	.256	160	5494	658	1405	634	203	47	124	.378	572	853	111	11	41	85	80	126
(MC)	MARYLAND	.253	160	5416	627	1369	608	211	30	146	.384	522	877	158	23	63	67	29	131
(PG)	PACIFIC	.248	160	5451	547	1351	528	227	19	93	.348	461	849	131	68	44	82	57	126
(RO)	ROCKFORD	.247	160	5524	575	1363	559	204	52	92	.352	439	812	171	23	40	162	66	125
		.266		111928		29822		4799		3002		10208		2448		865		1112	
				14249		13673		826		.405		17750		607		2388		2649	

TEAM	PIT	ERA.	GS	GR	CG	Sh	IP	H	R	ER	HR	BB	SO	SV	RP
(SR)	SALT RIVER	3.30	160	208	39	14	1428.3	1318	559	524	132	487	942	40	55
(TT)	TOLEDO	3.48	160	247	49	11	1466.3	1346	620	567	147	534	1189	39	59
(SC)	SHERLOCK	3.64	160	238	28	10	1433.3	1473	653	580	139	454	862	40	60
(AA)	ADDISON	3.66	160	207	46	8	1459	1415	640	593	130	539	775	41	58
(DF)	DARKFYRE	3.71	160	200	62	8	1437.7	1394	639	592	144	496	935	23	41
(LM)	L&M LIBRAE	3.80	160	190	47	9	1477.3	1438	673	624	161	501	948	37	58
(KS)	KEFLAVIK	3.88	160	183	52	13	1424.3	1460	673	614	128	473	927	31	50
(MI)	MICHIGAN	3.91	160	190	50	8	1421.3	1448	691	617	136	429	989	26	42
(HD)	HUDSON	3.94	160	209	32	12	1424	1415	674	624	146	532	1038	32	45
(HB)	HARBOR BEACH	4.01	160	196	45	9	1480.3	1556	726	660	151	566	856	38	57
(CB)	CHICAGO	4.04	160	214	34	8	1431	1456	711	642	160	405	824	25	48
(RO)	ROCKFORD	4.07	160	259	30	7	1449.7	1465	737	656	177	524	797	25	42
(PA)	PHILADELPHIA	4.11	160	226	39	13	1439.3	1493	711	657	134	550	894	31	49
(SK)	SIR JEFFERY	4.15	160	207	39	5	1462	1502	730	674	179	523	757	39	55
(CF)	CUYAHOGA	4.18	160	294	29	11	1449	1584	736	673	139	585	863	36	77
(WS)	WAKEFIELD	4.26	160	172	44	7	1426.3	1516	762	675	136	547	723	38	53
(MC)	MARYLAND	4.55	160	208	39	5	1413.7	1575	802	714	147	541	944	21	36
(PG)	PACIFIC	4.77	160	262	35	4	1431.3	1662	812	758	159	442	812	19	31
(CO)	COLORADO	4.83	160	246	27	7	1430	1624	836	767	189	544	857	24	35
(CL)	COLDWATER	4.83	160	190	46	3	1452.7	1682	864	780	168	536	818	31	46
		4.05		4346		172		29822		12991		10208		636	
				812		28837		14249		3002		17750		997	

EXTRA-INNING GAMES

1-RUN GAMES

WERE SHUTOUT

WINNING (LOSING) STREAKS

MARYLAND	10- 5	.667
CUYAHOGA	15- 8	.652
CHICAGO	10- 6	.625
DARKFYRE	13- 8	.619
L&M LIBRAE	13- 8	.619
MICHIGAN	8- 5	.615
TOLEDO	13-10	.565
WAKEFIELD	9- 7	.562
SHERLOCK	5- 4	.556
PHILADELPHIA	7- 7	.500
SIR JEFFERY	9-10	.474
COLORADO	8- 9	.471
ADDISON	7- 8	.467
KEFLAVIK	6- 7	.462
SALT RIVER	5- 8	.385
ROCKFORD	6-10	.375
HARBOR BEACH	10-17	.370
COLDWATER	7-12	.368
PACIFIC	5-11	.312
HUDSON	4-10	.286
	170-170	


ADDISON	30-19	.612
CUYAHOGA	31-20	.608
ROCKFORD	25-18	.581
WAKEFIELD	25-18	.581
MARYLAND	23-18	.561
DARKFYRE	30-24	.556
TOLEDO	31-26	.544
SIR JEFFERY	28-25	.528
CHICAGO	29-26	.527
SHERLOCK	25-23	.521
KEFLAVIK	27-26	.509
L&M LIBRAE	28-28	.500
PHILADELPHIA	23-23	.500
SALT RIVER	24-24	.500
MICHIGAN	23-26	.469
COLORADO	25-30	.455
COLDWATER	18-29	.383
HUDSON	18-29	.383
HARBOR BEACH	22-37	.373
PACIFIC	12-28	.300
	497-497	

COLORADO	19
HUDSON	16
PACIFIC	16
CHICAGO	14
WAKEFIELD	12
ROCKFORD	11
COLDWATER	10
MARYLAND	9
MICHIGAN	9
SALT RIVER	9
KEFLAVIK	7
PHILADELPHIA	7
CUYAHOGA	6
DARKFYRE	6
ADDISON	5
HARBOR BEACH	4
SIR JEFFERY	4
TOLEDO	4
L&M LIBRAE	3
SHERLOCK	1
	172


ADDISON	19 (5)
L&M LIBRAE	14 (4)
SIR JEFFERY	10 (7)
DARKFYRE	9 (4)
ROCKFORD	9 (8)
SALT RIVER	9 (7)
SHERLOCK	9 (7)
CUYAHOGA	8 (5)
HARBOR BEACH	8 (7)
KEFLAVIK	8 (7)
TOLEDO	8 (5)
COLORADO	7 (12)
MARYLAND	7 (6)
WAKEFIELD	7 (8)
CHICAGO	6 (7)
MICHIGAN	6 (7)
PHILADELPHIA	6 (9)
HUDSON	5 (9)
COLDWATER	4 (7)
PACIFIC	4 (9)
	19 (12)

American

* 11 *




1985 ROOKIE PLAYER OF YEAR
 .296 RBI-124 R-103 H-176
 2B-31 HR-41 RC-128 WH-13



1985 ROOKIE PITCHER OF YEAR
 16-8 3.25
 CG-15 Sho-2 IP-224 SO-252

National



1985 ROOKIE PLAYER OF YEAR
 .275 RBI-161 R-82 H-174
 2B-43 HR-22 RC-107 WH-24



1985 ROOKIE PITCHER OF YEAR
 11-3 2.95
 CG-13 Sho-2 IP-152' SO-62

AMERICAN

1985 FINAL STANDINGS

Western

KOUFAX				MUSIAL			
	W - L	PCT.	GB		W - L	PCT.	GB
L&M LIBRAE	100- 60	.625	--	DARKFYRE	98- 62	.613	--
SHERLOCK	94- 66	.588	6	SALT RIVER	92- 68	.575	6
KEFLAVIK	88- 72	.550	12	SIR JEFFERY	84- 76	.525	14
PHILADELPHIA	81- 79	.506	19	MARYLAND	67- 93	.419	31
PACIFIC	44-116	.275	56	COLORADO	55-105	.344	43

Global

MAYS				BANKS			
	W - L	PCT.	GB		W - L	PCT.	GB
TOLEDO	102- 58	.638	--	ADDISON	106- 54	.663	--
CUYAHOGA	94- 66	.588	8	HARBOR BEACH	79- 81	.494	27
WAKEFIELD	78- 82	.488	24	MICHIGAN	76- 84	.475	30
HUDSON	68- 92	.425	34	CHICAGO	67- 93	.419	39
COLDWATER	62- 98	.388	40	ROCKFORD	65- 95	.406	41

1985 American Playoff Results

DARKFYRE defeated SHERLOCK 4 games to 3 to win the Western Wild Card Playoff

TOLEDO defeated CUYAHOGA 4 games to 1 to win the Global Wild Card Playoff

DARKFYRE defeated L&M LIBRAE 4 games to 3 to win the Western Conference Title

TOLEDO defeated ADDISON 4 games to 3 to win the Global Conference Title

DARKFYRE defeated TOLEDO 4 games to 1 to take the American Association Pennant

American '85 - A Review * 13 *

by Tom Kopp

For the third consecutive year, the TML champion resides in the AL. Mike Landin's **Darkfyre Daemons** demolished the NL's Buffalo Meat in 4 straight to keep the title on our side. Curiously enough, the Daemons were the only division champion **NOT** to win 100 games. Overall, it was another year of good and bad in the AL: we had our first triple crown winner, but also saw a ballclub set a new AL record in losses. Let's review then, the events in the AL during TML VI.

Starting in the Musial, the Daemons returned to the top behind the remarkable season of Eddie Murray (36 hr's, 164 rbi's, .364). He pulled off the first triple crown in TML history, and cruised to the MVP. With a supporting cast of Carter and Winfield, Darkfyre led the league in slugging. On the mound Blyleven easily won the Cy Young, going 24-5 with a league leading 2.09 ERA. Throwing 25 CG's was impressive as well. If you like reading about tight playoff games, check out the Daemons 10-8 comeback over L&M and the incredible 9-8 win in the final game vs. Toledo.

Salt River had another fine year, finishing a solid second. Their 92 wins marks the second year that the Stompers had the best record for a non playoff team. Their team ERA of 3.30 was also their second straight ERA title. I think the management is tired of pitching duels, since the Stompers unveiled a new ballpark at the end of the year. Both Sutcliffe and McWilliams won 20 for the Stompers. Lance Parrish cracked 43 hr's, a franchise record. Sir Jeffrey couldn't repeat as division winners, but still finished above .500. Armas was third in the AL in homers (48), but struck out 172 times! **Maryland** improved by 21 games, which reflects how bad last year was. Gooden provided for some excitement, he was easily the rookie pitcher of the year as he won 16 and struck out 252. That total led the league. **Colorado** was only one of two teams which lost 100 games, yet they also improved over last year. The Blizzard smashed the old record of SH's as they bunted successfully 210 times. (I wonder how many times it didn't work?) The residents of Leadville were not pleased by this however, and the team was thrown out of the state.

It was the same old story in the Koufax, Dallas Adams' **L&M Librae** took the division and won 100 games for the third straight year. Dale Murphy had another fine year, 35 hr's, 161 rbi's were enough to place him second in MVP voting. The Librae offense was awesome as usual, leading the league in runs scored. Of course, with Ripken, Clark, Trammel et al in the lineup, who could stop them? On the mound, Leal won 21 and Quisenberry performed with his typical efficiency (34 rp's).

Elsewhere in the division, Carl Carpenter's **Sherlock C's** made the playoffs as a wildcard. Both George Bell and Kirk Gibson clouted 36 hr's, leading a club which connected for 201. The C's were one of 3 teams to hit over 200, along with L&M and Cuyahoga. A balance rotation and Goose's 20 saves led the 3rd best staff in the AL. Keflavik couldn't repeat as a playoff team, yet had another fine season. Boggs collected 213 hits on the way to a .334 BA, keeping his lifetime AL BA over .330. Think about that fellow managers, recall he was **NOT** bid on the year he was a rookie. **Philadelphia** improved its' record by 21 games, and finished over .500. Dwight Evans had a superb year, his 146 runs created was one behind Murphy. With four teams in the division over .500, **Pacific** was in for a very long season. The Goldeyes lost 116 games, a new record. Actually, Pacific's stats were not as bad as Maryland or Colorado's were the previous year, but it's safe to say that Pacific's competition was tougher.

American Continued

The best record in the AL during TML VI was Tim Muledy's Addison Arrows. The Arrows cruised to their second consecutive divisional title behind well-balanced pitching and hitting. This team boasted 3 - 20 game winners (Mahler, Rhoden & Hough), the most in the TML. Camacho led the bullpen, which led the league in saves. At the plate no less than eight players cracked 10 or more HR's. Sandberg contribution was extremely well rounded (39 2bs, 13 3bs, 19hrs, 28 steals, 115 runs, 114 rbis, .330). The Arrows blew away the rest of the division, winning the title by a whopping 27 games.

Harbor Beach couldn't quite crack .500, but 79-81 was good enough for second in the Banks. The Hurons were third in the league in batting as Ray, Gwynn & Puhl hit over .320. Unfortunately, except for Stieb (18-9, 2.86) the pitching was inconsistent. Michigan improved it's record by 23 games, and climbed to third. Lacy almost prevented the triple crown with his .357 batting average. Dave Schmidt was a pleasant surprise from the pen, with 16 saves and a 2.09 ERA. Chicago suffered it's first sub-.500 season in the TML, but escaped the cellar. Sutter (12-6, 17 saves) was tough, as expected, but the club couldn't give him the lead very often. Rockford returned to the bottom, but avoided 100 losses. The Radar was last in the league in batting. The defense was atrocious as well, 171 errors missed the AL record by one.

Bill Parks' Toledo Tomcats rolled on to it's third straight divisional crown and third straight 100 win season. The Tomcats boasted the leagues' second best offense and pitching. At the plate four batters hit for averages over .310 including Gladden (.363). The Toledo staff contained five starters with 12 or more wins, Valenzuela leading the way with 20 wins. There appears to be no stopping the domination of Toledo in the Mays.

Bob Lay's Cuyahoga Falls team coasted to the wild card spot, its closest rival a distant 15 games back. There was little in the way of suspense in the Global Conference this year. The Fungoes entered the playoffs behind power and relief pitching, leading the league in homers with Dwayne Murphy, Gross and Balboni crashing 30. While the starting staff struggled, Caudill and Righetti each won 11 from the pen. Wakefield basically watched a 3-man offense carry the team to near .500. Schmidt, Brenly and Brunansky each hit over 30 hrs and drove in over 100. After that, the Cardinals were generally ineffective. Hudson enjoyed the play of rookie player of the year, Alvin Davis (41 hrs, 124 rbi's). Coldwater avoided 100 losses but not the cellar. Starter Neil Heaton had to turn in one of the worst seasons in TML history (18 starts 3-13, 10.02 ERA). Even the Cooperstown Classics would have trouble winning when starters pitch that poorly.

Overall, the season sported exiting playoff races in the Western Conference but the playoff spots in the Global Conference were decided early. The coming year promises a little more in the suspense department, although Darkfyre and Toledo should cruise to their divisional titles. Some wild races appear to be developing in the Banks (Addison, Chicago, Harbor Beach all are making noise) and Koufax (L&M, Sherlock, Pensacola and Philadelphia could develop into a tremendous battle). With tight races in both conferences, the wild cards should be up for grabs as well. the forthcoming season promises to be an exciting one in the American. Good luck to all in the coming season.

ADDISON Arrows

* 15 *

Manager: Tim Muledy (Denise)

Age: 36 Occupation: Mailman

BANKS DIVISION CHAMPION

Biographical Sketch

I was born in Chicago. I've lived in the suburbs since I was 5 years old, until the present. I am married to a wonderful lady, Denise. We have one child, our 4-year old daughter, named Amanda. I am a letter carrier in Addison, IL, where I have been employed since 1973.

TEAM MVP: Ryne Sandberg

Most Unexp. Perf: (none)

The Season Story

Arrows wrapped up their second straight Banks Division Title early with a balanced hitting attack and solid starting pitching. Since pitching has been a weak spot for Addison since TML I, having three 20-game winners this year (Mahler-23, Rhoden-22, Hough-20) was probably the most satisfying aspect of the season. It was the second straight 20-game season for Rhoden, who has posted a 42-12 record over the last two seasons. Offensively, Ryne Sandberg had an MVP-type of a season; hitting hitting for power, baserunning, gold-glove defense. "Ryno" had plenty of help though. He was one of eight players to hit double-figures in homers, and one of six to drive in at least 80 runs. The bullpen was not deep, but it didn't need to be. Camacho, Garber, and company did the job when it was necessary.

AB PLAYER	PCT.	G	GU	AB	R	H	RBI	2B	3B	HR	TB	SLG.	BB	SO	E	SH	SF	SB	CS	WH	RC	OB-Z
P. GUERRERO	.297	132	14	495	78	147	80	21	3	24	246	.497	53	106	12	0	10	7	12	12	86	.365
SANDBERG	.330	155	0	646	115	213	114	39	13	19	335	.519	55	79	8	3	7	28	7	15	130	.382
E LeMASTER	.205	127	20	347	35	71	26	11	0	2	88	.254	28	71	18	19	2	21	6	2	25	.264
CEY	.227	139	6	542	62	123	85	35	0	24	230	.424	43	120	9	0	6	2	2	10	65	.284
Jose CRUZ	.300	151	7	620	112	186	85	22	17	14	284	.458	58	68	7	1	6	25	6	11	105	.360
DERNIER	.273	143	4	607	92	166	35	20	6	5	213	.351	57	65	7	4	0	69	13	4	79	.336
E Chili DAVIS	.294	127	9	486	76	143	93	21	7	23	247	.508	41	69	9	3	2	13	9	18	84	.349
T. PENA	.274	138	5	515	69	141	63	19	0	21	223	.433	32	71	5	1	3	12	3	7	71	.316
C Dusty BAKER	.270	74	72	215	32	58	20	5	1	7	86	.400	24	18	4	0	1	4	0	1	30	.343
EASLER	.285	158	0	641	94	183	111	17	7	29	301	.470	70	150	1	0	0	1	3	10	106	.356
C MATUSZEK	.266	86	62	263	43	70	42	20	0	10	120	.456	35	40	5	0	3	2	2	3	42	.352
D PACIOREK	.000	7	153	3	0	0	0	0	0	0	0	.000	0	0	0	0	0	0	0	0	0	.000
A BOSLEY	.259	61	96	81	8	21	12	0	1	0	23	.284	10	23	0	0	2	3	0	3	8	.341
B ESSIAN	.216	29	123	88	8	19	7	3	0	1	25	.284	10	12	4	0	1	0	0	0	7	.296
D ROMERO	.262	61	99	122	15	32	14	2	0	0	34	.279	6	7	6	2	3	1	0	0	10	.297
A JELTZ	.273	87	70	44	6	12	9	0	0	3	21	.477	3	8	3	3	1	3	1	4	7	.319

BAT TOTALS .277 160 5715 845 1585 796 235 55 182 2476 .433 525 907 106 36 47 191 64 100 846 .338

Def DP: 131

Pit Err: 8

RC Factor: 0.99

Proj W-L: .635

GS/GR	PITCHER	ERA.	W	L	PCT.	SV	RP	GS	GR	CG	Sh	IP	H	R	ER	HR	BB	SO	OP-Z	BB/9	SO/9
36/0	HOUGH	3.65	20	7	.741	0	0	36	0	13	2	281.3	279	121	114	30	122	170	.258	3.9	5.4
33/0	RHODEN	3.55	22	6	.786	0	0	33	0	14	0	263.7	233	108	104	31	81	177	.237	2.8	6.0
31/1	TROUT	4.78	13	6	.684	0	0	31	0	5	0	199.7	228	115	106	15	92	79	.286	4.1	3.6
29/9	R. MAHLER	3.33	23	10	.697	0	3	29	7	10	4	240.7	242	95	89	10	60	101	.261	2.2	3.8
27/6	COCANOWER	3.80	11	10	.524	0	0	27	1	4	2	189.3	169	90	80	22	84	72	.239	4.0	3.4
0/69	CAMACHO	2.91	3	10	.231	26	29	0	54	0	0	65	52	22	21	5	30	29	.219	4.2	4.0
0/62	GARBER	1.80	5	0	1.000	4	9	0	41	0	0	50	39	12	10	1	9	26	.215	1.6	4.7
1/46	WAITS	5.31	3	0	1.000	0	2	1	21	0	0	42.3	44	25	25	7	22	37	.267	4.7	7.9
0/69	Lee SMITH	3.44	1	0	1.000	2	3	0	30	0	0	36.7	35	20	14	1	19	35	.251	4.7	8.6
0/25	FORSTER	3.42	1	4	.200	2	3	0	20	0	0	23.7	26	9	9	1	2	10	.278	0.8	3.8
2/8	B. CASTILLO	1.69	3	0	1.000	2	3	2	8	0	0	26.7	17	6	5	2	9	11	.183	3.0	3.7
0/21	SEARAGE	3.41	1	1	.500	5	6	0	21	0	0	29	32	12	11	4	8	23	.279	2.5	7.1
	ACKER	4.09	0	0	.000	0	0	1	4	0	0	11	19	5	5	1	1	5	.378	0.8	4.1

PIT TOTALS 3.66 106 54 .663 41 58 160 207 46 8 1459 1415 640 593 130 539 775 .254 3.3 4.8

CHICAGO Bruins

* 16 *

Manager: John Gatto (Sylvia)
Age: 58 **Occupation:** Real Estate Agent

Biographical Sketch

No changes since last year - still in Real Estate, handicapping, enrolled in course in Childrens' literature for the purpose of writing same, and still enjoying REPLAY. May have to drop one league this year due to increased time pressures of real estate, which is thriving at present due to decreased mortgage rates here.

TEAM MVP: Buddy Bell Most Unexp. Perf: Bill Gullickson

The Season Story

Worst in Chicago history - 39 games out of 1st place. Last year's prediction in this space proved to be an understatement in terms of lack of power and weak pitching. The latter averaged 1+ runs over expected ERA per pitcher, topped by Hudson's 5.67 vs. expected 4.04. Lack of power was demonstrated by team being shutout 14 times compared to 7 in '84. Thus, Chicago went out and acquired Dave Parker for next year and with some luck, has a much more promising pitching staff for '86. The latter was improved considerably by the waiver acquisition of Rick Reuschel during the season. With a little more luck in the upcoming draft, the Bruins should be more competitive in '86.

AB	PLAYER	PCT.	G	GU	AB	R	H	RBI	2B	3B	HR	TB	SLG.	BB	SO	E	SH	SF	SB	CS	WH	RC	OB-Z
	C. COOPER	.227	147	3	543	52	123	63	21	2	14	190	.350	27	71	7	0	2	7	2	5	50	.263
	OESTER	.208	134	18	365	25	76	18	9	1	2	93	.255	20	75	11	1	1	3	4	0	23	.249
E	A. GRIFFIN	.198	105	53	313	19	62	21	5	2	6	89	.284	2	27	25	10	3	9	2	2	18	.203
	B. BELL	.300	143	0	564	71	169	62	35	2	10	238	.422	58	84	19	3	5	3	3	12	86	.365
E	HERNDON	.244	128	14	479	57	117	57	18	7	15	194	.405	42	76	3	0	3	6	1	8	60	.305
	M. WILSON	.247	153	0	669	91	165	46	31	12	11	253	.378	23	90	4	0	3	49	13	3	71	.272
D	BENIQUEZ	.332	106	47	394	55	131	37	24	0	4	167	.424	21	54	3	6	3	0	4	1	60	.366
D	SUNDBERG	.275	119	15	396	39	109	46	22	4	9	166	.419	55	75	3	5	1	0	1	6	60	.364
C	HAIRSTON	.253	99	54	288	39	73	41	20	4	7	122	.424	59	46	2	0	3	1	1	7	46	.380
C	CORCORAN	.307	97	47	287	29	88	39	19	0	8	131	.456	43	45	1	0	2	0	1	2	52	.397
C	O. CONCEPCION	.293	92	47	294	18	86	27	13	3	0	105	.357	12	34	7	4	3	6	5	3	33	.320
B	CHAPMAN	.278	78	75	194	24	54	17	13	0	1	70	.361	18	32	9	4	0	8	9	2	22	.340
B	DWYER	.245	37	121	98	10	24	13	5	0	3	38	.388	17	19	1	2	0	1	1	1	13	.357
B	GAMBLE	.196	55	93	153	23	30	24	2	0	9	59	.386	27	30	0	0	2	1	0	0	4	.317
B	M. HILL	.225	26	133	89	6	20	8	3	0	3	32	.360	2	5	0	0	0	0	0	0	8	.242
A	BOCHY	.217	31	128	92	9	20	17	3	2	5	42	.457	2	20	5	0	1	0	0	4	10	.234
A	MATA	.384	31	114	99	11	38	14	7	0	0	45	.455	1	19	0	2	2	2	4	1	16	.390
A	SPILMAN	.237	35	119	76	2	18	15	2	0	1	23	.303	12	7	0	0	2	0	1	3	8	.341
E	R. LAW	.269	19	139	67	8	18	5	0	2	0	22	.328	4	12	0	0	1	4	0	1	7	.310
D	G. WILSON	.193	37	123	88	11	17	14	0	1	3	28	.318	7	19	1	0	2	3	1	2	7	.253

BAT TOTALS .259 160 5548 599 1438 584 252 42 111 2107 .380 452 840 108 37 39 103 53 67 662 .315

Def DP: 105

Pit Err: 7

RC Factor: 0.90

Proj W-LX: .415

GS/GR	PITCHER	ERA.	W	L	PCT.	SV	RP	GS	GR	CG	Sh	IP	H	R	ER	HR	BB	SO	OP-Z	BB/9	SO/9
32/0	GULLICKSON	4.37	6	22	.214	0	0	32	0	12	0	249.3	271	134	121	37	44	109	.276	1.6	3.9
30/0	HUDSON	5.67	5	18	.217	0	0	30	0	2	0	176.3	224	125	111	18	55	85	.309	2.8	4.3
27/4	BERENGUER	4.00	8	13	.381	0	0	27	4	5	4	191.3	140	93	85	23	105	156	.204	4.9	7.3
21/10	CAMP	3.83	8	8	.500	0	1	21	10	3	0	169.3	152	81	72	21	72	91	.240	3.8	4.8
20/25	HERSHISER	3.04	12	10	.545	1	2	20	23	8	1	204.3	219	76	69	12	34	177	.273	1.5	7.8
0/71	SUTTER	2.69	12	6	.667	17	29	0	67	0	0	90.3	75	31	27	14	14	69	.226	1.4	6.9
0/77	LAVELLE	4.15	4	4	.500	7	11	0	48	0	0	56.3	54	31	26	7	15	35	.252	2.4	5.6
0/33	O. JONES	3.57	2	0	1.000	0	2	0	31	0	0	53	46	23	21	9	16	26	.234	2.7	4.4
0/17	BURMEIER	2.88	3	1	.750	0	3	0	17	0	0	25	21	8	8	2	7	4	.228	2.5	1.4
15/15	REUSS	4.57	2	7	.222	0	0	15	10	2	0	106.3	137	59	54	10	14	45	.312	1.2	3.8
	JOHN	3.95	5	4	.556	0	0	15	4	2	1	109.3	117	50	48	7	29	27	.273	2.4	2.2

PIT TOTALS 4.04 67 93 .419 25 48 160 214 34 8 1431 1456 711 642 160 405 824 .263 2.5 5.2

COLDWATER Lakers

* 17 *

Manager: Larry Rumsey (Carolyn)

Age: 42 Occupation: Training Coordinator

Biographical Sketch

I am 42-years old and enjoy playing in the TML (best league going)! I also play APBA Football.

The Season Story

Coldwater finished last again in Mays Division. We were last in pitching. Coldwater had weak starters and no relief pitching.

TEAM MVP: Dave Parker

Most Unexp. Perf: Duane Walker (15 HR)

AB	PLAYER	PCT.	G	GU	AB	R	H	RBI	2B	3B	HR	TB	SLG.	BB	SO	E	SH	SF	SB	CS	WH	RC	OB-Z
J.	THOMPSON	.243	152	1	584	71	142	69	26	0	18	222	.380	85	81	15	0	8	0	0	7	75	.339
E	BACKMAN	.257	116	28	432	58	111	18	16	2	1	134	.310	50	46	8	2	1	27	6	3	48	.334
D.	CONCEPCION	.218	140	17	509	38	111	34	15	0	4	138	.271	42	67	19	2	6	10	4	3	39	.278
D	KNIGHT	.220	83	74	254	19	56	26	8	0	1	67	.264	5	38	10	0	2	0	0	3	16	.236
WARD		.264	150	1	591	72	156	69	13	5	18	233	.394	51	88	2	0	4	2	3	3	74	.322
W.	WILSON	.267	116	4	499	63	133	36	12	5	1	158	.317	45	69	1	1	2	30	2	3	56	.327
D.	PARKER	.297	157	0	671	81	199	89	29	0	23	297	.443	30	84	9	0	7	7	10	14	94	.327
E	GEDMAN	.284	116	43	377	48	107	69	20	2	23	200	.531	24	83	15	1	2	0	0	4	65	.327
D	BARFIELD	.276	96	62	312	48	86	53	14	2	13	143	.458	35	88	2	0	5	4	1	5	50	.349
C	Rupe JONES	.263	68	92	236	21	62	39	8	0	10	100	.424	29	52	0	0	1	0	2	2	34	.343
E	TRILLO	.271	80	65	251	32	68	23	9	0	1	80	.319	16	30	7	0	5	0	0	2	25	.315
C	WELLMAN	.140	33	125	121	7	17	8	4	0	1	24	.198	5	22	2	3	0	1	3	1	4	.175
B	HORNER	.272	54	71	191	23	52	24	15	0	9	94	.492	14	23	9	0	1	0	0	2	30	.322
B	SANTANA	.250	34	122	108	11	27	10	10	0	0	37	.343	7	12	2	0	0	0	0	1	11	.296
B	D. WALKER	.333	59	95	177	36	59	45	10	4	15	122	.689	25	25	4	0	2	1	3	4	49	.416
A	BURROUGHS	.273	3	157	11	2	3	4	0	0	2	9	.818	2	5	0	0	0	0	0	1	3	.385
B	HEEP	.304	21	137	79	9	24	9	4	1	0	30	.380	6	10	0	0	0	0	1	1	10	.353
B	BILARDELLO	.150	48	112	140	10	21	7	2	0	1	26	.186	8	27	1	2	0	0	0	0	5	.196
C	G. IORG	.182	3	157	11	1	2	0	0	0	0	2	.182	0	1	2	0	0	0	0	0	0	.182
A	C. BROWN	.346	21	131	78	13	27	11	9	0	4	48	.615	11	15	6	0	0	2	1	2	20	.427
B	Van GORDER	.216	27	133	74	9	16	4	0	0	0	16	.216	7	13	0	0	0	0	0	0	5	.284
<STAT ERROR>		0	0	0	0	-2	0	0	0	0	0	0	0	0	0	0	0	0	0	0	0	0	0

BAT TOTALS .259 160 5706 672 1477 647 224 21 145 2178 .382 497 879 117 11 46 85 36 61 695 .318

Def DP: 119

Pit Err: 3

RC Factor: 0.96

Proj W-LX: .377

GS/GR	PITCHER	ERA.	W	-L	PCT.	SV	RP	GS	GR	CG	Sh	IP	H	R	ER	HR	BB	SO	OP-Z	BB/9	SO/9
	HEATON	10.02	3	13	.188	0	0	18	0	2	0	103.3	179	124	115	14	50	39	.378	4.4	3.4
	Mike MOORE	6.11	7	18	.280	0	0	33	0	5	1	225.3	306	*179	153	20	97	162	.323	3.9	6.5
32/ 0	TUDOR	4.01	10	14	.417	0	0	32	0	9	2	233.3	248	115	104	34	49	139	.272	1.9	5.4
30/ 0	LEA	3.81	12	13	.480	0	0	30	0	14	0	238.7	252	112	101	26	71	131	.271	2.7	4.9
	D. STEWART	4.85	8	13	.381	0	0	27	0	5	0	191	201	109	103	32	92	113	.270	4.3	5.3
0 /58	T. STODDARD	4.20	5	3	.625	10	15	0	46	0	0	70.7	67	39	33	11	45	59	.250	5.7	7.5
14/ 0	TIBBS	4.28	4	9	.308	0	0	14	0	9	0	111.3	130	58	53	14	48	46	.291	3.9	3.7
1 /48	BECKWITH	3.75	3	2	.600	8	11	0	38	0	0	60	57	26	25	7	11	36	.250	1.7	5.4
0 /47	GAFF	4.76	3	6	.333	5	8	0	34	0	0	56.7	75	31	30	2	14	24	.317	2.2	3.8
	KEY	2.19	0	0	.000	0	0	0	8	0	0	12.3	11	3	3	0	5	6	.239	3.6	4.4
0 /36	LYSANDER	5.36	2	2	.500	4	6	0	27	0	0	43.7	58	27	26	2	25	15	.318	5.2	3.1
7 /34	SHIRLEY	3.35	4	5	.444	1	2	6	19	2	0	80.7	83	36	30	7	21	25	.265	2.3	2.8
<STAT ERROR>		0	0	0	0	0	0	0	0	0	0	0	0	1	0	-1	-1	1			

PIT TOTALS 4.83 62 98 .388 31 46 160 190 46 3 1452.7 1682 864 780 168 536 818 .289 3.3 5.1

COLORADO Blizzard

1986 TEAM NAME CHANGE

ZAGAZIG ZILCHES

* 18 *

Manager: Bob Weisman

Age: 25 Occupation: Meteorologist/Ph.D Student

Biographical Sketch

I was raised by a loving family in rugged surroundings, but fought my way up the ladder following "The American Dream." Although my successful career as head of a multinational corporation was based on the work ethic, I tried not to forget the generosity of all those little people who helped me on my way. Because of them, I have turned over half of my estate to charity. Unfortunately, my many philanthropic endeavors forced me to turn down a TML franchise and they had to get this moron Weisman instead!

TEAM LVP: Don Schulze

Sigh Young: Kevin Gross

The Season Story

Notable quotes on the 1985 Blizzard season:

"Into the Valley of Death rode the six hundred ..."

- Alfred Lord Tennyson from The Charge of the Light Brigade

"The first three series; they were the worst. The second three series; they were the worst, too. The next three series I didn't enjoy at all. After that, the team went into a decline."

- Marvin, the Paranoid Android from the Hitchhikers Guide to the Galaxy

"Oop! Ack!"

- Bill the Cat

AB	PLAYER	PCT.	G	GU	AB	R	H	RBI	2B	3B	HR	TB	SLG.	BB	SO	E	SH	SF	SB	CS	WH	RC	OB-Z
	HATCHER	.299	152	1	592	47	177	54	36	8	1	232	.392	31	51	16	7	8	1	0	6	78	.334
E	BARRETT	.320	137	12	463	47	148	49	23	1	2	179	.387	34	33	10	*45	1	3	6	8	64	.366
E	WILKERSON	.232	160	0	491	33	114	32	11	0	0	125	.255	20	71	26	35	1	12	12	4	31	.262
C	PAGLIARULO	.271	96	55	299	34	81	52	23	6	14	158	.528	25	63	18	1	2	0	1	11	51	.327
E	C. MARTINEZ	.269	135	15	494	75	133	71	34	3	18	227	.460	66	77	5	0	6	3	7	7	78	.355
	PUCKETT	.302	128	14	539	61	163	25	16	5	0	189	.351	18	68	1	13	0	17	4	1	63	.325
D	D. HENDERSON	.254	103	41	386	37	98	53	22	0	15	165	.427	24	75	4	6	1	9	5	5	48	.298
D	M. BAILEY	.206	127	28	335	30	69	36	15	2	6	106	.316	51	74	4	16	2	1	2	2	33	.311
D	P. BRADLEY	.308	118	30	399	47	123	26	13	6	0	148	.371	47	70	3	22	0	23	13	1	57	.381
E	SCHOFIELD	.227	112	46	220	22	50	21	8	4	5	81	.368	10	46	8	17	0	3	1	0	21	.261
C	STUBBS	.207	100	56	217	18	45	22	3	4	8	80	.369	17	63	4	14	0	2	1	2	21	.265
C	BROOKENS	.197	92	61	284	22	56	29	9	2	5	84	.296	19	47	18	18	3	6	9	1	19	.248
E	B. BOONE	.169	134	26	343	24	58	18	10	1	0	70	.204	19	48	8	16	4	0	2	1	15	.213
A	HEBNER	.297	60	90	91	6	27	3	1	0	0	28	.308	8	17	0	0	0	1	0	0	10	.354
A	Glenn DAVIS	.300	19	133	30	5	9	8	5	0	2	20	.667	0	3	1	0	1	0	0	2	6	.300
a	KIEFER	.000	4	156	0	1	0	0	0	0	0	0	.000	0	0	0	0	0	0	0	0	0	.000
A	BOSTON	.667	4	156	3	2	2	1	2	0	0	4	1.333	0	1	0	0	0	0	0	0	3	.667
	<STAT ERROR>		0	0	0	0	0	0	0	0	0	0		0	-1	0	0	0	0	0	0	0	

BAT TOTALS .260 160 5356 527 1390 519 234 42 81 1951 .364 415 850 130 210 30 82 63 52 603 .313

Def DP: 149

Pit Err: 4

RC Factor: 0.87

Proj W-L: .284

GS/GR	PITCHER	ERA.	W	L	PCT.	SV	RP	GS	GR	CG	Sh	IP	H	R	ER	HR	BB	SO	OP-Z	BB/9	SO/9
	HOYT	4.03	15	19	.441	0	0	.40	0	12	0	*292.7	309	139	131	44	65	170	.271	2.0	5.2
	G. NELSON	4.59	11	19	.367	0	0	.40	0	5	2	262.7	291	153	134	36	89	116	.280	3.0	4.0
	SCHULZE	5.01	8	*25	.242	0	0	.40	0	6	2	266	*311	159	148	28	78	101	.291	2.6	3.4
33/ 2	LANGSTON	4.40	6	21	.222	0	0	.33	2	3	1	227	216	125	111	29	154	209	.251	6.1	8.3
	CONROY	3.61	4	2	.667	0	0	7	12	1	1	72.3	52	29	29	11	34	49	.202	4.2	6.1
0 /59	FRAZIER	4.01	7	3	.700	2	9	0	54	0	0	76.3	84	35	34	5	31	60	.279	3.7	7.1
0 /57	B. STANLEY	4.46	3	4	.429	9	12	0	57	0	0	68.7	90	36	34	9	13	34	.315	1.7	4.5
14/30	K. GROSS	10.70	0	3	.000	3	3	0	41	0	0	37	80	51	44	5	24	35	.432	5.8	8.5
0 /35	S. CRAWFORD	4.50	1	6	.143	10	11	0	35	0	0	38	44	19	19	4	16	14	.289	3.8	3.3
	WARREN	7.57	0	1	.000	0	0	0	27	0	0	63	100	60	53	12	34	49	.358	4.9	7.0
	Matt YOUNG	0.00	0	0	.000	0	0	0	1	0	0	1	0	0	0	0	0	2	.000	0.0	18.0
1 /37	HUISMANN	10.66	0	2	.000	0	0	0	17	0	0	25.3	47	30	30	6	6	18	.395	2.1	6.4
	PIT TOTALS	4.83	55	105	.344	24	35	160	246	27	7	1430	1624	836	767	189	544	857	.285	3.4	5.4

CUYAHOGA FALLS Fungos

1986 TEAM NAME

COLONIE FLAMES

(see Page 99)

* 19 *

Manager: Bob (& Brian) Lay (Pam)

Age: 35 Occupation: Sales Engineer

GLOBAL WILD CARD TEAM

Biographical Sketch

Brian is 9 and thoroughly enjoys REPLAY. He rolls the dice and runs the Fungos at home, while Dad controls the visitors. I am a Sales Engineer for a Capital Equipment & Industrial Goods firm. Brian is a student. We both play ball in the Summer. Brian plays 2b, ss, & pitcher for his Little League Team. I am a catcher for one of the few remaining fast-pitch softball teams in the area.

TEAM MVP: Tim Raines

Most Unexp. Perf: Wayne Gross

The Season Story

1985 had the Fungos power-rich (leading the TML with 211 round-trippers), with "lowlife" starting pitching. An excellent bullpen sort of offset the "off the chest" infield. The top end speed of Raines and Samuel helped the Fungos attain one of the league's best pct. for stolen bases. Many times during the season, the speed merchants set up the offense, allowing Murphy's 108 RBIs (very un-Murphy-like) and Baines' 111 RBIs. Samuel had 91 RBIs from the #2 spot in the order. The make-up of the '86 Fungos sees a much improved staff with the return to life of Britt Burns, the development of Danny Jackson, Mark Davis & Ken Dayley. The continued improvement of Righetti and a good year from Lahti will make the team competitive again.

AB	PLAYER	PCT.	G	GU	AB	R	H	RBI	2B	3B	HR	TB	SLG.	BB	SO	E	SH	SF	SB	CS	WH	RC	OB-Z
E	BALBONI	.218	133	15	500	68	109	74	21	0	30	220	.440	45	162	10	0	1	0	0	13	62	.283
	SAMUEL	.300	158	0	691	104	207	91	13	*21	19	319	.462	34	148	18	1	5	65	17	9	110	.332
E	BERRA	.236	130	14	433	45	102	49	22	0	12	160	.370	35	63	30	0	4	3	1	4	47	.293
D	W. GROSS	.216	130	30	365	75	79	79	9	0	33	187	.512	80	84	12	0	4	1	3	12	66	.357
	RICE	.266	158	0	643	86	171	69	27	8	23	283	.440	35	117	5	0	6	0	0	5	86	.304
	Dw. MURPHY	.236	152	0	576	94	136	108	12	3	36	262	.455	81	134	5	2	7	2	3	11	86	.330
	BAINES	.283	142	0	598	75	169	111	23	4	26	278	.465	48	94	3	0	8	2	2	12	93	.336
E	D. PORTER	.249	143	9	477	59	119	51	15	2	12	174	.365	62	83	8	0	3	8	4	5	59	.336
	RAINES	.302	160	0	676	120	204	60	37	7	11	288	.426	93	78	2	0	1	84	12	5	124	.386
E	FLETCHER	.280	90	66	239	34	67	31	5	2	0	76	.318	26	27	11	2	4	4	0	3	27	.351
C	L. SALAZAR	.200	60	97	95	15	19	6	1	0	0	20	.211	3	17	3	0	0	4	1	0	5	.224
A	NIETO	.344	40	116	96	10	33	12	4	0	0	46	.479	1	16	1	0	1	0	0	2	16	.351
E	BOCHTE	.270	80	80	185	27	50	19	7	0	3	66	.357	20	31	0	1	5	0	2	2	22	.341
A	LAWLESS	.264	65	89	53	13	14	1	2	0	0	16	.302	8	5	3	0	1	5	2	0	6	.361
B	MULLINS	.357	21	137	28	4	10	4	5	0	1	18	.643	4	6	0	0	0	1	1	0	8	.438
a	LOWREY	.286	11	149	28	4	8	10	1	0	2	15	.536	1	9	0	0	0	0	0	0	5	.310

BAT TOTALS .263 160 5683 833 1497 775 204 47 211 2428 .427 576 1074 114 6 50 179 48 83 817 .331

Def DP: 139

Pit Err: 3

RC Factor: 1.01

Proj W-LX: .562

GS/GR	PITCHER	ERA.	W	L	PCT.	SV	RP	GS	GR	CG	Sh	IP	H	R	ER	HR	BB	SO	OP-X	BB/9	SO/9
	RASMUSSEN	5.44	6	16	.273	0	0	38	0	2	1	231.7	285	156	140	35	138	162	.302	5.4	6.3
	McCLURE	3.78	9	3	.750	0	0	26	5	1	1	166.7	219	82	70	7	32	89	.316	1.7	4.8
35/ 0	TANANA	3.62	18	11	.621	0	0	35	0	15	4	273.3	228	122	110	38	91	171	.227	3.0	5.6
28/ 6	BURRIS	4.26	12	9	.571	0	1	28	4	7	2	196.3	190	102	93	12	108	73	.254	5.0	3.3
17/ 3	C. YOUNG	5.78	5	5	.500	0	0	17	1	2	1	99.7	143	68	64	2	18	32	.335	1.6	2.9
0 /68	CAUDILL	3.14	11	6	.647	15	26	0	68	0	0	103.3	89	38	36	13	46	78	.232	4.0	6.8
0 /64	RIGHETTI	3.28	11	5	.688	13	24	0	55	0	0	71.3	69	27	26	7	26	78	.254	3.3	9.8
0 /63	LAHTI	3.33	4	0	1.000	1	5	0	54	0	0	67.7	71	28	25	5	32	37	.269	4.3	4.9
0 /51	Ron REED	2.53	8	4	.667	6	14	0	48	0	0	57	55	17	16	3	10	53	.253	1.6	8.4
0 /27	Von OHLEN	4.21	1	2	.333	1	2	0	22	0	0	25.7	33	12	12	1	11	14	.311	3.9	4.9
	ATHERTON	3.87	5	1	.833	0	5	0	37	0	0	74.3	88	33	32	12	26	38	.294	3.1	4.6
11/ 4	D. JACKSON	3.90	4	1	.800	0	0	11	0	2	2	64.7	83	29	28	1	39	30	.311	5.4	4.2
	BURNS	12.46	0	1	.000	0	0	2	0	0	0	4.3	8	7	6	0	3	2	.393	6.2	4.2
	Mark DAVIS	4.50	0	0	.000	0	0	1	0	0	0	6	8	3	3	1	0	2	.319	0.0	3.0
	CODIROLI	16.20	0	1	.000	0	0	1	0	0	0	3.3	8	6	6	1	2	2	.457	5.4	5.4
	DAYLEY	14.73	0	1	.000	0	0	1	0	0	0	3.7	7	6	6	1	3	2	.401	7.4	4.9

PIT TOTALS 4.18 94 66 .588 36 77 160 294 29 11 1449 1584 736 673 139 585 863 .277 3.6 5.4

DARKFYRE Daemons

* 20 *

Manager: Mike Landin (Teri)

TML Champion

Age: 32 Occupation: Meteorologist

Biographical Sketch

I was recently tenured in my position as Meteorologist at SUNY Albany, where among my many duties, I broadcast weather forecasts daily for two local radio stations. My wife and I are currently shopping around for a new house and will likely make a move during the next six months. The TML continues to be my #1 hobby. Other hobbies include: softball, reading, comic book collecting, computers, & chess. The TML Register will be the big project for '86. It will not only reflect the time and effort of Jim, Rich, & myself, but also the time and dedication of all the fine people that have been a part of this through the years.

The Season Story

Wow! What a season! Winning the TML Championship and having both the League MVP and Cy Young on the team made for one incredible year! The year started slowly, but the Daemons climbed upward and had a tough fight in winning the Musial crown. After two hard fought 7-game playoffs, the Daemons picked up speed and rolled over Toledo & Buffalo to win the Title. The lineup sported mostly .290+ hitters, of which 5 hit 20 or more homers. Leading the pack was MVP Eddie Murray, who captured the first Triple Crown (.364, 56 HR, 164 RBI) in League history! Eddie added 8 more HRs and 23 RBI in the post-season! Equally important was the contribution of Bert Blyleven, who earned Cy Young honors with 24-5, 2.09, & 25 CGs. Adding in the post-season, Bert was 30-6 overall! A dream season, without a doubt!!

TEAM MVPs: Murray & Blyleven Most Unexp. Perf: The World Series!

AB	PLAYER	PCT.	G	GU	AB	R	H	RBI	2B	3B	HR	TB	SLG.	BB	SO	E	SH	SF	SB	CS	WH	RC	OB-Z
	Ed MURRAY	.364	160	0	645	139	*235	*164	31	2	*56	*438	*.679	83	98	7	0	9	8	2	*21	*192	*.437
	RANDOLPH	.310	147	4	600	103	186	39	20	5	1	219	.365	94	65	10	4	1	17	4	7	91	.403
E	TEMPLETON	.285	122	32	390	37	111	24	13	4	1	135	.346	15	72	17	2	0	4	3	1	42	.311
B	KRENCHICKI	.276	83	69	196	19	54	33	5	1	4	73	.372	16	25	8	0	5	0	2	3	23	.330
	FOSTER	.244	125	25	472	41	115	66	24	0	20	199	.422	20	116	10	0	5	1	4	9	53	.274
	WINFIELD	.317	141	4	583	98	185	84	31	3	20	282	.484	39	105	5	0	4	6	2	15	102	.360
E	C.WASHINGTON	.291	119	26	481	106	140	68	32	2	25	251	.522	64	84	5	0	3	26	12	8	93	.374
	Gary CARTER	.292	155	2	631	98	184	117	43	0	30	317	.502	63	72	6	0	5	1	4	16	111	.356
B	NICOSTIA	.276	50	100	116	10	32	19	3	4	2	49	.422	11	20	0	0	4	0	2	3	16	.339
E	ORTA	.288	114	46	393	56	113	68	14	9	15	190	.483	29	56	0	0	3	1	1	3	64	.336
C	WOHLFORD	.299	83	74	291	36	87	36	17	2	7	129	.443	17	31	3	0	0	3	0	3	44	.338
E	T. PHILLIPS	.258	82	78	260	34	67	22	15	0	3	91	.350	19	62	11	18	0	4	3	1	28	.308
C	PRYOR	.233	67	93	210	18	49	18	10	1	2	67	.319	4	23	4	3	0	0	0	1	17	.248
C	R.J.REYNOLDS	.173	62	88	202	11	35	18	3	4	1	49	.243	11	36	0	1	2	3	6	3	10	.216
C	D. THOMAS	.000	2	158	1	0	0	0	0	0	0	0	.000	0	0	0	0	0	0	0	0	0	.000
C	HARRAH	.217	70	74	161	22	35	9	3	0	0	38	.236	24	24	7	1	1	1	1	1	12	.319
E	OLIVER	.295	32	119	78	5	23	6	7	0	0	30	.385	4	7	0	0	0	0	1	0	10	.329

BAT TOTALS .289 160 5710 833 1651 791 271 37 187 2557 .448 513 896 106 29 42 75 47 95 884 .348

Def DP: 146

Pit Err: 13

RC Factor: 0.94

Proj W-LX: .630

GS/GR	PITCHER	ERA.	W	L	PCT.	SV	RP	GS	GR	CG	Sh	IP	H	R	ER	HR	BB	SO	OP-Z	BB/9	SO/9
35/ 0	BLACK	3.50	19	8	.704	0	0	32	0	17	2	257	239	104	100	33	65	167	.246	2.3	5.8
33/ 0	SUTTON	4.90	10	12	.455	0	0	33	0	4	0	211.3	248	122	115	30	77	178	.292	3.3	7.6
32/ 1	BLYLEVEN	*2.09	*24	5	*.828	0	0	32	1	*25	3	288	220	75	67	20	82	201	.212	2.6	6.3
32/ 0	SHOW	4.51	12	11	.522	0	0	32	0	7	1	217.7	215	111	109	23	96	115	.258	4.0	4.8
33/ 0	ECKERSLEY	3.71	15	9	.625	0	0	30	0	9	2	215.7	224	97	89	16	57	113	.267	2.4	4.7
1 /74	MINTON	4.27	7	8	.467	6	13	1	46	0	0	59	60	29	28	4	26	23	.263	4.0	3.5
0 /72	TEKULVE	4.17	4	4	.500	15	19	0	52	0	0	54	52	26	25	5	25	22	.253	4.2	3.7
0 /68	HOLLAND	3.08	1	2	.333	1	2	0	38	0	0	52.7	46	25	18	5	18	42	.235	3.1	7.2
0 /54	DEMON	6.08	2	0	1.000	0	2	0	30	0	0	47.3	63	37	32	6	28	38	.319	5.3	7.2
0 /43	SCURRY	2.31	4	3	.571	1	5	0	33	0	0	35	27	13	9	2	22	36	.213	5.7	9.3

PIT TOTALS 3.71 98 62 .613 23 41 160 200 62 8 1437.7 1394 639 592 144 496 935 .254 3.1 5.9

HARBOR BEACH Hurons

* 21 *

Manager: Dick Gorney (Barbra)

Age: 47 Occupation: Rural Mail Carrier

Biographical Sketch

Table-gamer for 25 years. Collect Baseball Guides and Registers, also other sports items. I also coach High School Girls' Basketball and Softball, as well as being a referee for Boys' High School Basketball.

TEAM MVP: Carney Lansford

Most Unexp. Perf: Carlton Fisk

The Season Story

One of our best hitting teams, with the exception of the catching position. Starting pitchers were adequate, but relief pitchers lost 30 games.

AB	PLAYER	PCT.	G	GU	AB	R	H	RBI	2B	3B	HR	TB	SLG.	BB	SO	E	SH	SF	SB	CS	WH	RC	OB-Z
E	DURHAM	.269	130	15	499	76	134	95	27	3	33	266	.533	68	100	11	0	5	8	6	11	93	.356
E	F. WHITE	.287	119	11	498	61	143	69	18	4	18	223	.448	31	82	16	1	3	3	0	4	74	.329
	C. REYNOLDS	.260	148	0	535	54	139	54	20	13	3	194	.363	15	73	31	6	10	7	0	5	55	.280
	LANSFORD	.297	152	1	639	87	190	109	32	7	14	278	.435	36	85	27	0	11	3	0	15	94	.335
	GWYNN	.324	154	0	682	99	221	70	28	8	2	271	.397	48	36	2	4	1	41	20	5	100	.368
E	PUHL	.323	115	17	443	62	143	72	18	7	13	214	.483	39	44	5	2	1	16	7	10	81	.378
E	SHERIDAN	.254	108	50	394	51	100	48	7	3	9	140	.355	36	87	2	1	2	15	2	7	46	.316
D	FISK	.173	111	13	399	43	69	37	10	1	10	111	.278	37	91	9	1	6	6	0	1	28	.243
D	H. JOHNSON	.286	68	85	231	24	66	32	11	1	6	97	.420	23	43	5	0	2	5	1	6	35	.350
	RAY	.333	148	3	*697	116	232	58	43	5	9	312	.448	43	58	6	1	4	17	5	4	117	.372
E	Mike YOUNG	.239	84	72	280	46	67	35	8	2	11	112	.400	51	79	2	0	0	6	0	3	41	.356
D	K. BASS	.253	82	78	281	21	71	34	19	2	3	103	.367	5	52	2	2	0	6	2	1	28	.266
D	BENEDICT	.183	58	96	186	16	34	12	1	0	4	47	.253	21	21	4	0	2	1	1	0	12	.266
C	GARDENHIRE	.258	22	138	62	8	16	3	1	0	0	17	.274	1	10	5	2	0	2	0	0	5	.270
a	N. SIMMONS	.370	31	124	46	5	17	3	2	0	0	19	.413	1	13	0	0	0	1	0	1	7	.383
B	SCONIERS	.250	2	158	4	0	1	1	1	0	0	2	.500	0	0	0	0	0	0	0	0	1	.250

BAT TOTALS .280 160 5876 769 1643 732 246 56 135 2406 .409 455 874 133 20 47 137 44 73 805 .331

Def DP: 150

Pit Err: 6

RC Factor: 0.95

Proj W-LX: .529

GS/GR	PITCHER	ERA.	W	-	L	PCT.	SV	RP	GS	GR	CG	Sh	IP	H	R	ER	HR	BB	SO	OP-Z	BB/9	SO/9
36/ 0	SMITHSON	5.11	13	16	.448	0	0	36	0	13	1	269.3	285	158	153	.55	74	140	.271	2.5	4.7	
35/ 0	STIEB	2.86	18	9	.667	0	0	35	0	15	2	286	290	112	91	12	113	189	.263	3.6	5.9	
29/ 3	THURMOND	4.91	5	11	.313	0	0	29	0	5	1	188.7	227	114	103	18	76	72	.297	3.6	3.4	
24/ 0	SANDERSON	3.67	7	6	.538	0	0	24	0	5	3	164.3	171	67	67	22	36	80	.268	2.0	4.4	
19/ 1	D. PALMER	3.60	11	3	.786	0	0	19	0	3	2	127.3	126	53	51	5	79	81	.258	5.6	5.7	
0 /60	DAWLEY	4.23	7	14	.333	21	28	0	60	0	0	89.3	87	46	42	12	23	56	.255	2.3	5.6	
1 /56	N. ALLEN	3.03	3	4	.429	7	10	0	49	0	0	77.3	79	32	26	5	40	49	.264	4.7	5.7	
0 /33	NIEDENFUER	2.81	6	7	.462	8	14	0	33	0	0	57.7	46	25	18	6	26	56	.219	4.1	8.7	
6 /24	McGAFFIGAN	3.43	2	3	.400	1	3	0	27	0	0	39.3	32	15	15	4	19	34	.222	4.3	7.8	
	HAWKINS	4.79	1	2	.333	1	2	0	25	0	0	62	71	39	33	6	32	21	.287	4.6	3.0	
	J. ROBINSON	4.61	6	6	.500	0	0	17	2	4	0	119	142	65	61	6	48	78	.295	3.6	5.9	

PIT TOTALS 4.01 79 81 .494 38 57 160 196 45 9 1480.3 1556 726 660 151 566 856 .270 3.4 5.2

HUDSON Hornets

* 22 *

Manager: Ron Helsel (Carole Ann)

Age: 43 Occupation: Land Surveyor

Biographical Sketch

Raised in Pontiac, MI (my roots were obliterated with the construction of the Silver Dome). Have been married for 21 years and have two daughters: Andrea(19) and Kim(18). Hobbies include golf whenever possible, bow hunting, following Cub baseball, and spending as much time in Wyoming (Carole Ann's home state) and the mountains that vacations will allow. Have been a table-gamer for 26 years (three years with REPLAY).

The Season Story

The Hi-lites of the Hornet season consist of Al Davis' phenomenal year and his drive to single handedly pull Hudson from the depths of last place. It was a very long season and it seems the next year doesn't appear to be any better.

TEAM MVP: Alvin Davis

Most Unexp. Perf: Ed Hodge

AB	PLAYER	PCT.	G	GU	AB	R	H	RBI	2B	3B	HR	TB	SLG.	BB	SO	E	SH	SF	SB	CS	WH	RC	OB-Z
	Al DAVIS	.296	154	0	595	103	176	124	31	6	41	342	.575	78	95	13	0	7	4	4	13	128	.377
D	GRICH	.210	115	33	385	49	81	48	16	1	14	141	.366	56	82	17	0	2	2	9	3	41	.311
C	T. FERNANDEZ	.274	79	73	285	27	78	37	3	5	5	106	.372	26	23	7	1	4	8	7	6	34	.334
E	JACOBY	.277	128	6	459	45	127	61	16	4	7	172	.375	43	93	18	0	5	1	2	8	58	.339
E	MATTHEWS	.264	135	15	473	81	125	53	22	2	16	199	.421	*103	91	6	0	4	13	3	6	81	.396
	WYNNE	.233	154	4	640	65	149	35	10	8	0	175	.273	49	74	1	4	2	24	20	1	49	.287
D	CEDENO	.256	97	48	367	54	94	39	18	2	8	140	.381	20	50	4	1	5	15	4	4	42	.295
C	WILLARD	.189	70	87	201	16	38	20	5	1	4	57	.284	16	40	1	0	3	0	0	0	14	.249
D	BONNELL	.288	98	59	354	39	102	47	17	11	6	159	.449	23	45	2	0	2	5	5	5	51	.332
D	HARGROVE	.208	92	66	312	39	65	28	9	1	3	85	.272	53	41	5	0	1	0	4	5	27	.323
C	Don SCOTT	.172	38	122	99	8	17	9	8	0	1	28	.283	4	24	4	2	1	0	0	1	6	.204
C	Bry LITTLE	.278	55	103	176	15	49	11	7	2	0	60	.341	15	11	7	1	0	1	3	0	19	.335
D	BUMBRY	.239	72	87	226	22	54	23	7	1	2	69	.305	11	31	3	0	1	3	2	2	19	.274
D	NETTLES	.189	69	90	180	16	34	30	7	0	7	62	.344	28	32	2	0	2	0	0	3	18	.298
C	Ran JOHNSON	.324	64	92	207	26	67	13	9	0	3	85	.411	13	18	0	0	1	3	5	0	30	.364
C	RAYFORD	.345	34	121	116	18	40	19	4	0	5	59	.509	7	25	1	1	0	0	1	2	22	.382
B	FOLI	.194	35	123	93	5	18	9	4	0	0	22	.237	5	13	10	0	0	0	0	1	5	.235
B	HASSEY	.274	46	110	146	12	40	17	5	0	2	51	.349	13	34	0	0	1	2	0	3	17	.333
B	U.L.WASH'TON	.260	47	100	146	15	38	7	4	1	0	44	.301	9	27	8	1	0	4	9	1	11	.303
A	Don FORD	.214	4	147	14	2	3	0	1	0	0	4	.286	0	2	0	0	0	0	0	0	1	.214
a	WINNINGHAM	.500	14	146	20	1	10	4	0	2	0	14	.700	0	2	0	0	0	0	2	0	6	.500

BAT TOTALS .256 160 5494 658 1405 634 203 47 124 2074 .378 572 853 111 11 41 85 80 64 663 .326

Def DP: 126

Pit Err: 2

RC Factor: 0.99

Proj W-L: .488

GS/GR	PITCHER	ERA.	W	L	PCT.	SV	RP	GS	GR	CG	Sh	IP	H	R	ER	HR	BB	SO	OP-Z	BB/9	SO/9
33/ 0	CARLTON	4.19	13	13	.500	0	0	33	0	7	2	221	244	115	103	12	75	171	.279	3.1	7.0
32/ 0	BEATTIE	3.19	10	15	.400	0	0	32	0	10	2	240	224	88	85	17	66	158	.247	2.5	5.9
30/ 0	RYAN	2.82	11	10	.524	0	0	29	0	6	3	217	164	75	68	21	123	227	.210	5.1	9.4
	HODGE	3.78	15	8	.652	0	1	25	5	2	2	166.7	180	79	70	21	48	108	.275	2.6	5.8
	Roy SMITH	7.28	1	10	.091	1	1	12	12	1	0	94	105	80	76	17	50	67	.282	4.8	6.4
0 /80	W. HERNANDEZ	3.16	6	14	.300	25	31	0	75	0	0	108.3	105	43	38	12	25	97	.254	2.1	8.1
7 /48	FILSON	4.71	2	3	.400	0	0	7	18	3	1	70.7	66	37	37	13	35	36	.247	4.5	4.6
0 /49	L. SANCHEZ	2.13	5	2	.714	6	11	0	44	0	0	67.7	52	18	16	5	14	55	.213	1.9	7.3
	SPILLNER	4.11	1	2	.333	0	1	0	31	0	0	61.3	63	28	28	6	36	25	.265	5.3	3.7
	VANDE BERG	6.51	1	6	.143	0	0	10	0	1	1	55.3	75	45	40	11	26	30	.323	4.2	4.9
12/ 5	C. PORTER	5.11	3	9	.250	0	0	12	2	2	0	86.3	102	52	49	9	20	54	.293	2.1	5.6
3 /17	GEISEL	2.92	0	0	.000	0	0	0	16	0	0	24.7	25	8	8	1	7	8	.263	2.6	2.9
	Bry CLARK	4.91	0	0	.000	0	0	0	6	0	0	11	12	6	6	1	7	2	.277	5.7	1.6
	<STAT ERROR>		0	0		0	0	0	0	0	0	0	-2	0	0	0	0	0			

PIT TOTALS 3.94 68 92 .425 32 45 160 209 32 12 1424 1415 674 624 146 532 1038 .259 3.4 6.6

KEFLAVIK Stingray

1986 TEAM NAME CHANGE

PENSACOLA STINGRAY

* 23 *

Manager: Mark Hetterich (Connie)

Age: 38 Occupation: U.S. Navy

Biographical Sketch

Attending Univ. of West Florida, working toward a B.A. in Program Development. Currently writing text books for the Navy in the Electronics/Computer fields. Am planning on retirement here in Pensacola in '87 or '88. Will be looking to start a second career as an education specialist or teach electronics/computers at a local junior college or vo-tech center. Would like to see a computer version of REPLAY developed.

The Season Story

Collapse of the Stingray set-up man Orosco ruined season. Fifteen games were lost in middle relief. Poor hitting by Baylor and Mel Hall also hurt Keflavik's pennant drive. On a positive note, Hrbek and Boggs had superlative years. Hrbek had 20 GWHs, scored 90 runs & batted in 118. Boggs hit .334, scored 107 runs & walked 89 times. Pena (who in real-life was the NL ERA leader) made all his 28 starts on the road. He ended up 16-10, with a 3.09 ERA. Quite an accomplishment! An active off-season trading spree has solidified the pitching staff and outfield. A young shortstop will be a Stingray priority for '86. Only an average draft will be needed to make the Stingray a pre-season favorite in '86.

TEAM MVP: Kent Hrbek

Most Unexp. Perf: Jesse Orosco

AB	PLAYER	PCT.	G	GU	AB	R	H	RBI	2B	3B	HR	TB	SLG.	BB	SO	E	SH	SF	SB	CS	WH	RC	OB-Z
	HRBEK	.306	145	1	599	90	183	118	34	4	27	306	.511	55	96	12	0	5	1	0	20	112	.364
	D. GARCIA	.276	135	16	597	71	165	46	24	4	4	209	.350	17	41	17	0	2	37	9	4	65	.296
	Julio FRANCO	.281	145	10	531	63	149	43	15	6	0	176	.331	34	63	24	0	3	13	5	3	58	.324
	W. BOGGS	.334	157	0	637	107	213	65	24	3	6	261	.410	89	61	25	0	3	6	9	5	107	.416
E	KITTLE	.195	110	27	379	60	74	67	4	0	31	171	.451	40	105	3	0	1	0	0	10	47	.272
E	MORELAND	.297	123	24	499	56	148	77	26	5	13	223	.447	20	64	6	0	6	0	2	13	71	.324
E	Mel HALL	.224	130	29	499	46	112	48	30	4	4	162	.325	41	122	4	0	3	4	2	4	46	.283
D	WHITT	.252	110	50	369	44	93	64	12	1	16	155	.420	40	64	6	0	7	1	3	5	49	.325
E	BAYLOR	.228	129	17	499	79	114	87	19	0	30	223	.447	57	69	0	0	5	0	0	15	69	.308
C	FRANCONA	.344	85	47	299	27	103	32	23	1	0	128	.428	3	28	2	0	4	0	0	2	45	.351
C	SCHROEDER	.245	63	89	212	23	52	26	7	0	10	89	.420	13	49	1	0	1	0	1	3	25	.289
D	GARNER	.338	40	113	130	31	44	10	5	2	2	59	.454	19	15	0	2	0	1	0	0	25	.423
B	FLANNERY	.314	42	115	153	23	48	19	4	4	2	66	.431	15	20	6	2	0	0	1	0	24	.375
C	MAZZILLI	.196	62	92	153	19	30	11	7	0	2	43	.281	17	19	3	0	0	4	1	2	12	.276
A	DUNBAR	.351	18	142	57	6	20	4	3	0	1	26	.456	6	10	1	0	0	1	0	1	11	.413
	<STAT ERROR>		0	0	0	0	0	0	0	0	-1	0		0	0	0	0	0	0	0	0	0	

BAT TOTALS .276 160 5613 745 1548 717 237 34 147 2294 .409 466 826 118 4 40 68 33 87 760 .331

Def DP: 135

Pit Err: 8

RC Factor: 0.98

Proj W-LX: .551

GS/GR	PITCHER	ERA.	W	L	PCT.	SV	RP	GS	GR	CG	Sh	IP	H	R	ER	HR	BB	SO	OP-Z	BB/9	SO/9
32/ 1	OJEDA	3.98	12	9	.571	0	0	32	0	8	3	226.3	242	113	100	20	109	141	.273	4.3	5.6
31/ 1	Phil NIEKRO	3.16	14	7	.667	0	0	31	1	8	5	222.3	212	91	78	15	89	134	.251	3.6	5.4
28/ 0	A. PENA	3.09	16	10	.615	0	0	28	0	15	3	227	192	82	78	17	57	143	.229	2.3	5.7
	BOYD	5.03	7	12	.368	0	0	26	0	7	0	173.7	223	111	97	19	37	113	.311	1.9	5.9
	GUIDRY	4.50	12	9	.571	0	0	23	5	7	0	174	209	93	87	16	30	127	.297	1.6	6.6
0 /60	OROSCO	1.55	7	5	.583	24	31	0	49	0	0	58	42	12	10	2	22	50	.203	3.4	7.8
0 /62	Bob JAMES	6.13	2	6	.250	2	4	0	44	0	0	54.3	61	39	37	4	36	49	.283	6.0	8.1
1 /46	BAIR	4.60	5	3	.625	3	8	0	42	0	0	76.3	75	42	39	16	39	33	.257	4.6	3.9
0 /54	SCHERRER	3.86	1	0	1.000	0	1	0	16	0	0	28	30	12	12	2	10	18	.273	3.2	5.8
14/22	SCHATZEDER	4.21	8	8	.500	2	5	14	17	4	1	128.3	133	61	60	11	32	81	.267	2.2	5.7
0 /13	Jeff JONES	3.94	1	2	.333	0	1	0	9	0	0	16	14	8	7	2	8	8	.235	4.5	4.5
6 / 0	HAMMAKER	2.03	3	1	.750	0	0	6	0	3	1	40	27	9	9	4	4	30	.192	0.9	6.8

PIT TOTALS 3.88 88 72 .550 31 50 160 183 52 13 1424.3 1460 673 614 128 473 927 .265 3.0 5.9

LIBRAE de MOLIGNON

* 24 *

Manager: Dallas Adams (Anne-Marie)

Age: 43

Occupation: Sabermetrician

KOUFAX DIVISION CHAMPION

Biographical Sketch

Very interested in Sabermetrics and computers. Have done a great deal of work improving Bill James' BROCK4 program for predicting the future careers of ball players. Special likes: reading, classical music, jogging, cats, & karate.

TEAM MVP: Dale Murphy

Most Unexp. Perf: Danny Darwin

The Season Story

The TML's defending Champions played poorer than last year, but managed to win their division after a late challenge from Sherlock. The key to the finish was L&M's 6-2 series win at Sherlock in Series 12. Individually, Dale Murphy had another great year: .306, 55 HR, 161 RBI, .608 slg, & 19 GWH. Cal Ripken (.300, 26 HR, 101 RBI, 43 2b) added support. Dan Quisenberry (12-6, 22 saves) was the leading relief pitcher in the American Association. The team, with 207 HRs, exceeded the 200 HR mark for the third straight season and led the TML with 879 runs scored. The Librae look to be a bit weaker next year, hence the Koufax Divisional race could develop into a tight struggle between four clubs.

AB	PLAYER	PCT.	G	GU	AB	R	H	RBI	2B	3B	HR	TB	SLG.	BB	SO	E	SH	SF	SB	CS	WH	RC	OB-Z
	O'BRIEN	.271	130	9	479	66	130	82	23	2	18	211	.441	36	65	7	1	6	1	1	7	68	.322
	WHITAKER	.288	140	4	538	73	155	61	31	1	6	206	.383	61	72	14	2	12	4	7	6	73	.361
	TRAMMELL	.286	139	0	587	82	168	72	32	5	13	249	.424	63	70	17	1	1	13	19	11	84	.355
E	Dar. EVANS	.219	130	28	383	68	84	69	13	4	24	177	.462	65	76	29	0	4	2	1	6	59	.333
	Von HAYES	.271	148	0	653	112	177	64	28	10	17	276	.423	51	102	2	2	5	45	16	10	91	.324
	Dale MURPHY	.306	160	0	696	*140	213	161	27	9	55	423	.608	52	126	5	0	6	15	10	19	147	.354
	DAWSON	.264	122	19	417	46	110	58	23	2	13	176	.422	29	69	4	0	1	8	4	7	55	.312
D	SCIOSCIA	.283	108	44	311	43	88	38	17	0	3	114	.367	37	24	18	0	4	2	1	3	41	.359
	RIPKEN	.300	160	0	643	115	193	101	43	10	26	334	.519	77	97	1	0	4	2	1	11	125	.375
C	Jack CLARK	.300	95	20	287	50	86	50	11	0	11	130	.453	44	48	4	0	3	1	0	6	51	.393
E	HEATH	.238	97	58	265	24	63	23	8	1	4	85	.321	16	49	4	0	3	3	4	1	23	.281
C	Joe CARTER	.259	58	96	174	25	45	31	5	1	13	91	.523	6	34	1	0	1	1	1	5	25	.283
D	G. PERRY	.294	20	139	51	7	15	6	1	0	2	22	.431	11	5	1	0	1	0	2	0	9	.419
	GAETTI	.239	97	63	222	18	53	17	5	1	2	66	.297	18	49	17	0	1	4	2	0	20	.296
	GANTNER	.250	22	135	80	7	20	5	3	1	0	25	.313	7	10	0	0	0	0	2	0	7	.310
E	SLAUGHT	.200	2	158	5	0	1	0	0	0	0	1	.200	0	1	0	0	0	0	0	0	0	.200
E	GREEN	.444	3	157	9	3	4	1	0	2	0	8	.889	0	2	0	0	0	0	0	0	4	.444

BAT TOTALS .277 160 5800 879 1605 839 270 49 207 2594 .447 573 899 126 6 52 101 71 92 876 .342

Def DP: 133

Pit Err: 2

RC Factor: 1.00

Proj W-L: .630

GS/GR	PITCHER	ERA.	W	L	PCT.	SV	RP	GS	GR	CG	Sh	IP	H	R	ER	HR	BB	SO	OP-Z	BB/9	SO/9
35/ 1	MORRIS	3.99	16	13	.552	0	0	35	0	11	2	263.7	250	127	117	25	97	159	.250	3.3	5.4
35/ 0	LEAL	3.61	21	9	.700	0	0	35	0	15	2	276.7	276	127	111	24	77	199	.259	2.5	6.5
34/ 1	KNEPPER	4.16	13	12	.520	0	0	34	0	7	0	257.3	252	127	119	.55	71	174	.256	2.5	6.1
32/ 3	DARWIN	3.17	15	4	.789	1	2	22	2	10	4	178.7	166	66	63	12	51	85	.246	2.6	4.3
29/ 0	GUBICZA	3.90	7	7	.500	1	2	15	7	1	0	117.7	116	52	51	3	63	62	.257	4.8	4.7
0 /72	QUISENBERRY	3.17	12	6	.667	22	*34	0	63	0	0	93.7	82	35	33	9	17	31	.235	1.6	3.0
0 /55	LUCAS	5.35	0	2	.000	7	7	0	38	0	0	38.7	40	23	23	5	17	36	.267	4.0	8.4
0 /27	GUANTE	2.36	2	1	.667	0	2	0	24	0	0	34.3	26	10	9	6	15	31	.210	3.9	8.1
0 /58	ZACHRY	3.82	4	1	.800	5	9	0	40	0	0	63.7	63	32	27	5	42	50	.258	5.9	7.1
	B. GIBSON	0.00	0	0	.000	0	0	0	4	0	0	7.3	2	0	0	0	3	6	.087	3.7	7.4
	BARKER	4.38	8	5	.615	0	0	17	1	3	1	121.3	133	61	59	17	35	94	.278	2.6	7.0
	BERENYI	4.50	2	0	1.000	1	2	2	10	0	0	24	32	13	12	0	13	22	.319	4.9	8.3
	RIJO	0.00	0	0	.000	0	0	0	1	0	0	.3	0	0	0	0	0	0	.000	0.0	0.0
	<STAT ERROR>		0	0		0	0	0	0	0	0	0	0	0	0	0	0	-1			

PIT TOTALS 3.80 100 60 .625 37 58 160 190 47 9 1477.3 1438 673 624 161 501 948 .255 3.1 5.8

MARYLAND Crabs

1986 TEAM NAME CHANGE

NEW JERSEY PINSTRIPERS
(see Page 99)

* 25 *

Manager: Ted Marconi (Kay)

Age: 37 Occupation: System Analyst

Biographical Sketch

Table-gamer for approximately 10 years. I enjoy analyzing games to the Nth degree ... i.e. matching cards vs. output and real-life stats vs. cards.

TEAM MVP: Jay Howell

Most Unexp. Perf: (none)

The Season Story

If 1984 Crab offense could have been matched with 1985 Crab pitching, Darkfyre would (possibly) be working on its "fall foursomes." But ... at least Maryland was in the game every fifth day or so with Gooden, Saberhagen, and Hesketh. (Actually, I couldn't believe the whippings that Gooden took on the road, as he was incredibly effective at home!) For '86, the Crabs need a shortstop, solid outfielder, and a lefty reliever, to contend.

AB	PLAYER	PCT.	G	GU	AB	R	H	RBI	2B	3B	HR	TB	SLG.	BB	SO	E	SH	SF	SB	CS	WH	RC	OB-Z
C	G. BROCK	.216	85	60	287	26	62	32	4	0	12	102	.355	44	41	11	0	5	8	0	2	34	.320
	PERCONTE	.318	151	5	639	93	203	55	31	14	0	262	.410	46	51	13	1	1	17	5	6	97	.364
D	D. ANDERSON	.256	123	21	360	38	92	30	8	1	2	108	.300	55	51	23	17	4	19	2	4	41	.354
E	YOUNGBLOOD	.253	126	26	447	59	113	40	17	0	8	154	.345	35	73	*43	0	3	3	5	4	46	.307
	McREYNOLDS	.283	145	5	583	68	165	102	37	3	26	286	.491	14	81	3	0	14	2	6	17	83	.300
	DOWNING	.275	149	6	545	86	150	83	21	2	31	268	.492	98	71	0	0	8	0	1	9	103	.386
D	E. MILNER	.224	111	24	392	42	88	36	13	4	4	121	.309	55	57	9	1	8	10	10	4	38	.320
E	VIRGIL	.280	136	8	514	64	144	67	28	1	19	231	.449	45	79	3	0	9	6	0	5	79	.338
D	ENGLE	.228	49	108	162	9	37	10	4	0	0	41	.253	5	17	0	1	0	0	0	1	10	.251
C	AIKENS	.193	102	49	322	31	62	26	10	0	7	93	.289	38	83	5	0	3	0	0	3	26	.278
C	LEZCANO	.279	80	69	287	40	80	53	13	3	18	153	.533	30	39	0	0	2	0	0	5	53	.347
C	MALDONADO	.193	30	129	88	5	17	5	2	0	0	19	.216	7	20	0	0	2	0	0	1	5	.253
D	ESASKY	.173	89	64	289	23	50	31	2	2	6	74	.256	31	100	21	0	4	1	0	2	19	.253
H	COQUENDO	.154	52	101	136	7	21	1	0	0	0	21	.154	2	39	6	3	0	1	0	1	4	.167
C	PRESLEY	.241	88	60	249	27	60	24	14	0	10	104	.418	9	49	18	0	0	0	0	2	28	.267
B	BROUHARD	.216	33	124	116	9	25	13	7	0	3	41	.353	8	25	0	0	0	0	0	1	11	.266
	<STAT ERROR>		0	0	0	0	0	0	0	0	0	0		0	1	0	0	0	0	0	0	0	

BAT TOTALS .253 160 5416 627 1369 608 211 30 146 2078 .384 522 877 158 23 63 67 29 67 663 .318

Def DP: 131

Pit Err: 3

RC Factor: 0.94

Proj W-LZ: .379

GS/GR	PITCHER	ERA.	W	-	L	PCT.	SV	RP	GS	GR	CG	Sh	IP	H	R	ER	HR	BB	SO	OP-Z	BB/9	SO/9
	McMURTRY	5.95	9	17		.346	0	0	31	1	4	1	186	217	133	123	19	120	104	.291	5.8	5.0
	PASTORE	6.87	3	20		.130	0	0	35	2	2	0	203	279	170	*155	24	101	90	.326	4.5	4.0
34/ 0	BUTCHER	4.81	12	20		.375	0	0	35	0	9	0	245	287	141	131	28	46	126	.292	1.7	4.6
31/ 0	GOODEN	3.25	16	8		.667	0	0	29	0	15	2	224	211	92	81	23	84	*252	.249	3.4	*10.1
	LAMP	5.15	1	7		.125	0	0	7	38	0	0	117	151	74	67	13	48	57	.312	3.7	4.4
18/20	SABERHAGEN	2.83	9	5		.643	3	5	12	19	6	1	120.7	117	48	38	8	28	68	.254	2.1	5.1
1 /31	Ken HOWELL	3.88	2	2		.500	2	4	1	34	0	0	55.7	59	25	24	4	17	50	.271	2.7	8.1
1 /60	Jay HOWELL	1.90	8	3		.727	14	22	0	57	0	0	85.3	66	22	18	6	20	77	.214	2.1	8.1
0 /47	CLEAR	4.52	2	2		.500	2	4	0	42	0	0	75.7	84	44	38	8	44	42	.281	5.2	5.0
	F. WILLS	6.52	0	0		.000	0	0	0	5	0	0	9.7	18	12	7	0	1	7	.395	0.9	6.5
5 / 6	HESKETH	2.34	3	5		.375	0	1	5	5	3	0	50	47	20	13	8	10	39	.248	1.8	7.0
5 / 7	Ron ROBINSON	4.27	2	4		.333	0	0	5	4	0	0	40	41	21	19	5	19	31	.265	4.3	7.0
0 /21	J. McLAUGHLIN	0.00	0	0		.000	0	0	0	1	0	0	1.7	3	0	0	0	1	1	.387	5.4	5.4
	<STAT ERROR>		0	0			0	0	0	0	0	0	0		-5	0	0	1	2	0		

PIT TOTALS 4.55 67 93 .419 21 36 160 208 39 5 1413.7 1575 802 714 147 541 944 .281 3.4 6.0

MICHIGAN Red Dogs

BANFF BIFFS

Manager: Eric Rogers (Barbara)

Age: 27 Occupation: Grad Student/Meteorologist

Biographical Sketch

I was born and raised in the Boston area, thus I've been a life-long Red Sox fan (strike one!). My first table-top baseball experience was with the Avalon Hill game, with which I replayed the 1980-84 Red Sox seasons (behavior which can get one certified insane in 12 states!). I came to Albany to attend graduate school (strike two!). After many years of nagging by Landin et. al., I finally gave in and joined the TML this year when Michigan opened up (strike three, you're out!)

TEAM MVP: Lee Lacy

Most Unexp. Perf: Omar Moreno (.324 !)

The Season Story

Michigan plodded along to a mediocre season, a team with a combined age greater than a Lawrence Welk audience! Lee Lacy had a banner year, as he nearly deprived Eddie Murray of the American batting title. However, a team with such great stars as Omar Moreno, Ron Wotus, Chick Rainey, and (gulp!) Doug Flynn, is not about to start printing World Series tickets. The lack of a middle-inning reliever, a full time shortstop, and a third baseman who can field, prevented Michigan from contending, among other things. Still, I could have inherited a worse team, like Rockford or (God forbid) Colorado.

AB	PLAYER	PCT.	G	GU	AB	R	H	RBI	2B	3B	HR	TB	SLG.	BB	SO	E	SH	SF	SB	CS	WH	RC	OB-Z
E	BUCKNER	.269	134	9	499	63	134	51	26	2	15	209	.419	22	46	14	0	2	1	1	4	62	.299
D	DORAN	.272	150	2	584	79	159	48	20	12	4	215	.368	62	76	19	7	5	27	13	6	74	.342
B	Don HILL	.237	70	82	198	13	47	19	5	0	0	52	.263	5	24	14	3	4	1	1	1	13	.256
D	MORRISON	.278	111	38	396	46	110	60	17	4	15	180	.455	25	58	13	1	2	0	1	5	57	.321
E	OGLIVIE	.279	106	34	384	44	107	44	9	2	12	156	.406	47	55	8	0	2	0	7	4	53	.357
D	PETTIS	.213	105	49	342	35	73	16	6	9	0	97	.284	63	91	3	1	0	30	20	1	33	.336
E	LACY	.357	130	16	482	94	172	74	34	3	20	272	.564	33	55	4	2	2	21	8	13	108	.398
C	C. BANDO	.254	100	53	287	34	73	37	9	0	12	118	.411	43	55	11	0	2	0	4	6	40	.352
B	WOCKENFUSS	.323	62	97	189	15	61	20	0	2	1	68	.360	26	26	4	1	0	1	0	3	28	.405
	Reg JACKSON	.240	134	11	520	69	125	93	19	1	33	245	.471	41	141	0	0	0	4	3	9	72	.296
C	G. GROSS	.320	98	61	294	34	94	43	16	2	2	120	.408	42	26	1	1	6	0	0	7	49	.405
B	Lynn JONES	.350	36	124	100	15	35	3	6	0	0	41	.410	3	12	1	0	1	2	3	1	14	.369
C	LOPES	.245	86	65	274	38	67	42	14	0	14	123	.449	31	44	9	0	0	8	2	3	40	.321
C	B. MARTINEZ	.208	75	83	226	20	47	28	15	1	3	73	.323	26	59	1	0	2	1	1	1	21	.290
D	Mike DAVIS	.252	62	96	218	26	55	29	12	2	8	95	.436	16	35	5	0	3	7	6	3	27	.303
D	O. MORENO	.324	25	135	74	11	24	9	1	4	0	33	.446	2	11	0	0	0	1	0	1	11	.342
D	FLYNN	.220	71	82	168	10	37	10	8	0	0	45	.268	2	23	12	7	0	0	0	1	10	.229
B	M. CASTILLO	.199	71	87	161	20	32	14	2	2	6	56	.348	19	41	11	1	0	2	0	1	16	.283
A	WOTUS	.161	23	137	56	2	9	6	8	0	0	17	.304	6	4	0	1	0	0	0	1	4	.242
B	A. SALAZAR	.167	8	152	24	3	4	3	1	1	0	7	.292	4	7	5	0	1	0	0	1	2	.286

BAT TOTALS .268 160 5476 671 1465 649 228 47 145 2222 .406 518 889 140 25 32 106 70 72 728 .331

Def DP: 122

Pit Err: 5

RC Factor: 0.92

Proj W-L: .485

GS/GR	PITCHER	ERA.	W	L	PCT.	SV	RP	GS	GR	CG	Sh	IP	H	R	ER	HR	BB	SO	OP-Z	BB/9	SO/9
33/ 0	WITT	4.81	10	18	.357	0	0	33	0	13	1	228.3	261	139	122	18	58	175	.286	2.3	6.9
35/ 0	VIOLA	3.92	13	14	.481	0	0	35	0	13	1	273.3	271	131	119	28	72	196	.258	2.4	6.5
35/ 1	D. ALEXANDER	3.68	12	17	.414	0	0	35	0	13	4	261.3	249	120	107	29	59	155	.251	2.0	5.3
15/ 0	S. FERNANDEZ	3.29	6	6	.500	0	0	15	0	5	0	112	107	46	41	10	52	80	.251	4.2	6.4
11/ 5	COWLEY	2.42	9	1	.900	0	0	12	0	5	2	96.7	71	30	26	8	31	92	.205	2.9	8.6
0 /54	STANTON	3.60	3	4	.429	9	12	0	43	0	0	45	44	20	18	2	22	37	.256	4.4	7.4
0 /43	D. SCHMIDT	2.09	8	7	.533	16	24	0	43	0	0	51.7	57	15	12	2	13	35	.279	2.3	6.1
6 /48	HOOTON	5.89	2	1	.667	0	2	0	42	0	0	55	84	39	36	4	23	38	.349	3.8	6.2
16/13	ROZEMA	3.46	0	2	.000	1	1	2	16	0	0	41.7	39	16	16	7	5	18	.247	1.1	3.9
16/19	FALCONE	4.50	0	0	.000	0	0	0	2	0	0	4	2	2	2	1	2	0	.149	4.5	0.0
7 /24	BORDI	3.24	3	2	.600	0	1	5	15	1	0	58.3	48	23	21	9	9	33	.224	1.4	5.1
30/ 0	PRICE	5.15	7	9	.438	0	0	20	0	0	0	124	150	81	71	12	47	89	.298	3.4	6.5
	RAINEY	3.86	2	3	.400	0	1	3	10	0	0	32.7	38	15	14	2	16	15	.290	4.4	4.1
	LAZORKO	2.89	1	0	1.000	0	1	0	19	0	0	37.3	27	14	12	4	20	26	.203	4.8	6.3
PIT TOTALS		3.91	76	84	.475	26	42	160	190	50	8	1421.3	1448	691	617	136	429	989	.264	2.7	6.3

PACIFIC Goldeyes

* 27 *

Manager: Glenn Bailey (Wendy)

Age: 41 Occupation: Immigration Investigator

Biographical Sketch

Just completed my 10th year of REPLAY since being introduced to the game by Keflavik Manager Mark Hetterich, when he lived in Hawaii and ran the World Baseball League and Aloha Classic League. Since then, I've never lost interest in the game, in spite of this albatross I own called the Goldeyes.

TEAM MVP: Doug DeCinces

Most Unexp. Perf: (none)

The Season Story

I could wrap up my team's evaluation in one word, "disaster." We had a lack of depth, too many old players and very poor pitching. It is difficult to single out players for mention, but there is nothing positive to discuss in this space.

AB	PLAYER	PCT.	G	GU	AB	R	H	RBI	2B	3B	HR	TB	SLG.	BB	SO	E	SH	SF	SB	CS	WH	RC	OB-Z
D	ROSE	.283	120	37	364	33	103	19	14	1	0	119	.327	25	23	9	7	0	1	0	3	39	.329
E	Julio CRUZ	.223	147	0	422	43	94	37	8	3	3	117	.277	47	68	14	15	4	24	9	2	37	.301
E	GUTIERREZ	.257	139	19	459	29	118	20	8	2	2	136	.296	16	65	20	18	3	10	4	2	39	.282
	DeCINCES	.260	149	0	570	62	148	86	30	2	20	242	.425	39	100	21	0	7	3	2	8	74	.307
E	HENDRICK	.277	140	5	451	45	125	51	28	1	9	182	.404	25	85	3	0	5	1	2	4	57	.315
E	SAMPLE	.221	127	19	429	47	95	21	20	1	1	120	.280	31	42	6	3	2	11	10	2	32	.274
D	KEMP	.254	116	44	347	44	88	28	10	1	5	115	.331	48	67	2	1	4	2	2	2	39	.344
E	KEARNEY	.245	142	13	465	43	114	50	36	3	9	183	.394	25	86	6	7	4	4	6	4	50	.284
E	LUZINSKI	.246	106	38	333	28	82	48	11	0	12	129	.387	37	72	0	1	4	3	5	5	40	.322
	THORNTON	.223	150	0	529	56	118	81	24	0	25	217	.410	87	82	16	1	4	4	5	9	71	.333
C	G. MADDOX	.272	96	53	239	36	65	33	13	0	6	96	.402	11	23	0	1	3	2	1	0	29	.304
B	R. MILLER	.225	60	94	173	18	39	11	5	1	0	46	.266	30	30	2	0	2	3	1	0	16	.340
C	B. RUSSELL	.290	67	89	145	10	42	12	3	2	0	49	.338	12	13	3	7	1	1	4	0	16	.344
B	BAILOR	.192	38	118	78	7	15	4	2	0	0	17	.218	3	4	6	6	0	4	1	1	4	.222
B	READY	.196	37	120	46	11	9	2	1	1	0	12	.261	5	8	5	0	0	0	0	0	3	.275
B	T. PEREZ	.000	12	148	19	0	0	0	0	0	0	0	.000	0	6	0	0	0	0	0	0	0	.000
B	A. ROBERTSON	.200	29	129	45	2	9	4	2	1	0	13	.289	2	9	5	1	0	0	0	0	3	.234
A	Bo DIAZ	.221	53	98	68	4	15	7	3	0	1	21	.309	4	9	1	0	0	0	0	0	6	.264
B	COTTO	.285	70	86	165	17	47	9	5	0	0	52	.315	10	28	2	0	0	6	5	0	16	.326
a	DAVID	.245	14	144	49	9	12	3	2	0	0	14	.286	2	13	1	0	1	1	0	1	4	.275
a	CHAMBERS	.239	14	142	46	3	11	2	2	0	0	13	.283	2	15	1	0	0	2	0	0	4	.271
a	Der. MILLER	.500	7	153	2	0	1	0	0	0	0	1	.500	0	0	0	0	0	0	0	0	1	.500
B	T. HARPER	.143	4	156	7	0	1	0	0	0	0	1	.143	1	1	0	0	0	0	0	0	0	.250
	<STAT ERROR>		0	0	0	0	0	0	0	0	0	0		-1	0	0	0	0	0	0	0	0	

BAT TOTALS .248 160 5451 547 1351 528 227 19 93 1895 .348 461 849 131 68 44 82 57 43 576 .306

Def DP: 126

Pit Err: 8

RC Factor: 0.94

Proj W-LX: .312

GS/GR	PITCHER	ERA.	W	L	PCT.	SV	RP	GS	GR	CG	Sh	IP	H	R	ER	HR	BB	SO	OP-X	BB/9	SO/9
33/ 1	SEAVER	4.61	8	20	.286	0	0	33	1	13	2	244	281	143	125	30	66	145	.288	2.4	5.3
33/ 0	WILCOX	4.84	6	20	.231	0	0	33	0	3	1	225	261	131	121	13	96	134	.289	3.8	5.4
30/ 0	P. PEREZ	4.37	10	19	.345	0	0	30	0	11	1	214	227	109	104	34	43	132	.271	1.8	5.6
	LASKEY	5.29	3	15	.167	0	0	24	1	2	0	166.7	209	105	98	22	41	42	.306	2.2	2.3
24/11	FONTENOT	5.90	4	14	.222	0	0	24	10	3	0	152.7	222	105	100	15	29	104	.338	1.7	6.1
0 /78	POWER	3.32	5	10	.333	8	13	0	*77	0	0	97.7	93	40	36	4	40	61	.251	3.7	5.6
	MIRABELLA	4.66	3	4	.429	0	3	0	52	0	0	58	76	32	30	12	19	36	.315	2.9	5.6
0 /36	ARMSTRONG	2.39	1	0	1.000	2	3	0	35	0	0	49	34	13	13	3	18	42	.196	3.3	7.7
1 /31	BOOKER	5.11	2	1	.667	2	4	0	31	0	0	44	49	26	25	3	24	19	.281	4.9	3.9
0 /23	AASE	2.34	1	2	.333	6	7	0	22	0	0	34.7	32	10	9	1	19	19	.245	4.9	4.9
	GURA	5.44	1	6	.143	1	1	9	26	3	0	96	114	59	58	11	29	32	.294	2.7	3.0
	RUTHVEN	8.71	0	3	.000	0	0	5	3	0	0	31	42	30	30	7	12	11	.322	3.5	3.2
	<STAT ERROR>		0	0		0	0	0	0	0	0	0	1	0	0	0	0	1			

PIT TOTALS 4.77 44 116 .275 19 31 160 262 35 4 1431.3 1662 812 758 159 442 812 .290 2.8 5.1

PHILADELPHIA Blue Jays

* 28 *

Manager: Joseph Steinmetz (Margaret)

Age: 46 **Occupation:** Policeman

Biographical Sketch

Still working with the City of Philadelphia (24 years). Have been in the city my whole life. Have three children: Sandy(22), Joe(21), and Peg Ann(19). Enjoy all kinds of table sports games and find this hobby (mail leagues) a great pastime. Really enjoy all the friendships and conversations I have due to this great hobby!

TEAM MVP: Dwight Evans

Most Unexp. Perf: Tim Lollar

The Season Story

We faded in the last weeks of the season, but for the first time, had a contending club! The nucleus for a solid team is in place and we should be very competitive this year.

AB	PLAYER	PCT.	G	GU	AB	R	H	RBI	2B	3B	HR	TB	SLG.	BB	SO	E	SH	SF	SB	CS	WH	RC	OB-X
	MATTINGLY	.300	151	0	617	78	185	95	44	0	23	298	.483	26	61	8	0	10	1	2	11	97	.328
	HERR	.288	143	0	553	61	159	36	27	2	2	196	.354	47	43	10	1	2	12	5	3	68	.343
	S. OWEN	.223	153	0	506	51	113	44	19	7	2	152	.300	53	59	15	8	2	19	7	7	46	.297
	BROOKS	.255	153	0	612	82	156	71	21	4	18	239	.391	32	77	24	0	4	5	4	7	69	.292
	Dw. EVANS	.318	160	0	629	102	200	94	*47	11	32	365	.580	92	120	4	0	2	0	4	13	146	.405
	STRAWBERRY	.246	121	24	427	63	105	73	19	5	24	206	.482	46	112	5	0	0	21	2	11	69	.319
	MUMPHREY	.301	116	42	385	64	116	39	21	2	10	171	.444	34	60	5	1	1	13	7	5	61	.358
D	DEMPSEY	.241	132	21	390	43	94	44	23	0	14	159	.408	37	82	5	0	0	1	1	2	49	.307
	COWENS	.304	86	66	224	27	68	26	14	2	6	104	.464	7	38	1	0	1	2	1	2	34	.325
	KINGMAN	.263	142	9	567	80	149	95	22	0	37	282	.497	37	140	0	0	4	2	1	13	87	.308
A	RAMSEY	.292	27	129	65	4	19	5	2	0	0	21	.323	1	5	5	1	0	0	0	2	6	.303
E	CABELL	.311	48	110	122	9	38	12	5	4	1	54	.443	2	9	1	0	0	3	4	1	16	.323
B	J. STONE	.380	60	84	192	23	73	21	6	5	0	89	.464	15	25	1	0	2	27	9	0	40	.425
A	ALLENSON	.234	42	113	77	7	18	6	2	0	0	20	.260	10	13	0	0	0	0	0	0	5	.294
A	G. WOODS	.250	25	134	32	5	8	5	2	0	2	16	.500	2	4	3	0	0	0	0	0	5	.294
	GARVEY	.277	39	121	130	13	36	17	7	1	3	54	.415	5	10	0	0	2	1	0	2	17	.304
D	BUSH	.200	7	153	5	0	1	0	0	0	0	1	.200	0	1	0	0	0	0	0	0	0	.200
a	EARL	.077	12	144	39	4	3	0	0	2	0	7	.179	0	9	2	1	0	1	0	0	1	.077
A	MERCADO	.179	23	137	56	3	10	2	2	1	0	14	.250	3	8	1	0	0	1	0	0	3	.220
a	MOLITOR	.100	8	152	20	1	2	1	0	0	0	2	.100	0	6	2	0	0	0	0	0	0	.100

BAT TOTALS .275 160 5648 720 1553 686 283 46 174 2450 .434 449 882 101 12 30 109 47 80 805 .328

Def DP: 151

Pit Err: 9

RC Factor: 0.89

Proj W-L: .506

GS/GR	PITCHER	ERA	W	L	PCT.	SV	RP	GS	GR	CG	Sh	IP	H	R	ER	HR	BB	SO	OP-X	BB/9	SO/9
31/ 0	LOLLAR	3.34	14	10	.583	0	0	31	0	9	5	226.7	192	92	84	23	131	152	.229	5.2	6.0
29/ 2	WELCH	4.91	11	14	.440	0	0	29	0	9	3	188.7	198	104	103	19	68	143	.269	3.2	6.8
27/ 1	ZAHN	4.23	11	11	.500	0	0	27	0	11	1	200	232	100	94	14	59	53	.289	2.7	2.4
	RAWLEY	4.82	11	11	.500	0	0	28	0	4	2	190.3	216	111	102	16	67	106	.285	3.2	5.0
20/ 1	CLEMONS	5.25	7	9	.438	0	0	20	0	2	0	123.3	149	76	72	18	29	113	.298	2.1	8.2
0 /71	A. LOPEZ	1.89	7	3	.700	14	21	0	63	0	0	81	61	23	17	8	32	62	.209	3.6	6.9
0 /64	ANDERSEN	2.62	4	4	.500	13	17	0	57	0	0	65.3	60	22	19	1	22	44	.244	3.0	6.1
1 /36	T. UNDERWOOD	3.51	5	2	.714	2	7	0	31	0	0	56.3	55	23	22	3	22	34	.255	3.5	5.4
	LYNCH	5.16	2	5	.286	1	1	9	21	1	0	103	132	65	59	16	35	51	.310	3.1	4.5
	KRUKOW	3.71	5	3	.625	0	0	11	0	2	1	80	78	38	33	6	31	50	.255	3.5	5.6
	RUHLE	3.14	0	4	.000	0	0	0	25	0	0	48.7	49	17	17	3	11	26	.261	2.0	4.8
	FARR	4.14	4	3	.571	1	3	5	28	1	1	74	69	39	34	7	43	59	.247	5.2	7.2
	GARDNER	4.50	0	0	.000	0	0	0	1	0	0	2	2	1	1	0	0	1	.260	0.0	4.5

PIT TOTALS 4.11 81 79 .506 31 49 160 226 39 13 1439.3 1493 711 657 134 550 894 .267 3.4 5.6

ROCKFORD Radar

* 29 *

Manager: Tom Kopp (Regina)

Age: 27 Occupation: Grad Student/Meteorologist

Biographical Sketch

Working at SUNY at Albany, I'm still pursuing my Ph.D in Meteorology. I intend to complete it by the end of this century. I'm also continuing my part-time radio weather forecasting. Baseball is my favorite hobby, and what better way to enjoy it than through the TML! Well, I would like it more if the Cubs win again. I still love the Cooperstown Classics. Anybody want to take them on?

TEAM MVP: Willie Upshaw

Most Unexp. Perf: Willie McGee

The Season Story

Still recovering from a disappointing '84 season, the Radar returned to their losing ways in '85. Somehow, I'm not sure how, but they avoided 100 losses. An extremely poor offense (last in batting average) and poor defense (171 errors!) were the biggest problems. Upshaw turned in a great year, leading the team in RBIs for the second straight year. McGee became only the second player in Radar franchise history to collect 200+ hits. Boddicker (16-14) and Bryn Smith (14-12) suprisingly won over half their decisions, but this says a lot about the rest of the staff. Improvement for these bums will be a slow process.

AB	PLAYER	PCT.	G	GU	AB	R	H	RBI	2B	3B	HR	TB	SLG.	BB	SO	E	SH	SF	SB	CS	WH	RC	OB-Z
	UPSHAW	.284	150	0	578	72	164	86	23	8	23	272	.471	52	86	16	0	4	7	4	13	93	.343
E	BERNAZARD	.221	129	11	434	33	96	32	13	4	4	129	.297	34	72	16	3	4	12	8	2	35	.278
C	ROYSTER	.198	89	65	257	20	51	12	9	2	0	64	.249	9	41	23	5	2	18	3	3	16	.226
	WALLACH	.245	157	0	624	62	153	64	25	1	17	231	.370	43	87	19	0	4	2	2	8	68	.294
	Lon SMITH	.224	139	0	544	80	122	40	20	7	8	180	.331	81	95	9	0	2	58	11	4	65	.325
	McGEE	.311	150	0	650	93	202	60	24	9	4	256	.394	28	72	3	1	5	45	14	5	89	.339
D	GRIFFEY	.265	118	36	393	31	104	46	14	2	7	143	.364	26	44	7	2	3	5	4	4	44	.310
D	FITZGERALD	.233	99	53	330	24	77	16	9	1	0	88	.267	20	48	3	3	1	1	3	2	24	.277
D	McRAE	.269	113	37	394	45	106	63	14	6	4	144	.365	52	61	0	0	9	0	5	7	49	.354
D	SMALLEY	.202	77	78	263	28	53	32	11	1	11	99	.376	18	54	9	0	4	2	3	2	24	.253
C	TREVINO	.195	77	76	256	23	50	21	11	0	1	64	.250	16	31	4	2	0	7	0	1	16	.243
C	MILBOURNE	.286	72	84	217	18	62	18	3	1	0	67	.309	18	13	30	3	1	2	3	2	22	.340
B	DAYETT	.223	70	90	197	21	44	36	13	0	11	90	.457	17	30	1	0	0	1	1	6	25	.285
A	D. OWEN	.261	23	135	46	4	12	6	2	2	0	18	.391	3	5	5	0	0	0	2	2	5	.306
B	LOZADO	.208	58	92	154	10	32	12	8	4	0	48	.312	13	35	9	3	1	0	2	0	12	.269
A	STEGMAN	.229	33	121	70	5	16	6	0	2	2	26	.371	2	12	3	1	0	2	0	0	7	.250
B	C. MOORE	.176	6	150	17	1	3	1	1	0	0	4	.235	2	4	0	0	0	0	1	0	1	.263
B	NICHOLS	.155	32	127	58	3	9	3	3	0	0	12	.207	4	8	0	0	0	0	0	0	3	.210
a	WEBSTER	.167	19	141	42	2	7	5	1	2	0	12	.286	1	14	0	0	0	0	0	0	2	.186

BAT TOTALS .247 160 5524 575 1363 559 204 52 92 1947 .352 439 812 171 23 40 162 66 61 593 .302

Def DP: 125

Pit Err: 14

RC Factor: 0.96

Proj W-LX: .378

GS/GR	PITCHER	ERA.	W	L	PCT.	SV	RP	GS	GR	CG	Sh	IP	H	R	ER	HR	BB	SO	OP-Z	BB/9	SO/9
	ROGERS	5.48	7	22	.241	0	0	38	1	1	0	213.7	254	147	130	16	131	94	.295	5.5	4.0
	F. BANNISTER	5.26	7	20	.259	0	0	38	0	4	1	251.7	283	153	147	50	97	188	.283	3.5	6.7
34/ 0	BODDICKER	3.10	16	14	.533	0	0	34	0	16	2	276	254	116	95	23	79	135	.244	2.6	4.4
28/ 0	Bryn SMITH	3.73	14	12	.538	0	0	28	0	8	3	207.3	212	98	86	24	26	133	.264	1.1	5.8
14/36	DRAVECKY	3.58	9	9	.500	0	5	14	27	0	0	135.7	118	61	54	24	61	75	.234	4.0	5.0
0 /60	S. STEWART	4.12	4	4	.500	6	10	0	52	0	0	63.3	64	31	29	5	41	33	.262	5.8	4.7
1 /62	JEFFCOAT	2.65	1	0	1.000	3	4	1	46	0	0	54.3	50	18	16	3	15	23	.244	2.5	3.8
0 /50	TELLMANN	3.49	3	7	.300	15	18	0	49	0	0	59.3	56	27	23	7	5	18	.249	0.8	2.7
0 /36	GORMAN	2.81	2	2	.500	1	3	0	33	0	0	57.7	51	20	18	7	10	45	.237	1.6	7.0
0 /21	ROBERGE	3.44	2	0	1.000	0	2	0	20	0	0	36.7	33	17	14	3	17	18	.240	4.2	4.4
	McCATTY	4.58	0	4	.000	0	0	6	0	1	0	39.3	46	23	20	5	18	15	.291	4.1	3.4
	SLATON	3.95	0	1	.000	0	0	1	31	0	0	54.7	44	26	24	10	24	20	.220	4.0	3.3

PIT TOTALS 4.07 65 95 .406 25 42 160 259 30 7 1449.7 1465 737 656 177 524 797 .262 3.3 4.9

SALT RIVER Stompers

* 30 *

Manager: Tim Ackley

Age: 38 Occupation: Financial Manager

Biographical Sketch

Ah, another wonderful year in Arizona. Spring training features great weather (chewing & brewing always beats working). The Phoenix Giants actually field a fine team. I hike several Arizona trails including the Grand Canyon ... something everyone should enjoy. I re-entered single life and the dating scene ... very carefully. The career rolls along just fine. After 26 years, the Patriots in the Super Bowl!?!
 TEAM MVP: Jeff Leonard Most Unexp. Perf: Craig Lefferts

The Season Story

The 1985 edition of the Stompers was another fine, well balanced squad. Leonard (GWH), Parrish(HR), Wiggins(SB), and Lefferts(SV, RP) all break club records. For the third consecutive year, the team's ERA is the lowest in the American. Larry McWilliams and Rick Sutcliffe each won 20 games. However, once again the Stompers logged the best record of a team failing to make the playoffs. What a disappointment! Over the past three years, Salt River averages 98 wins and makes the playoffs only once. Failure to win on the road (35-45 overall; 10-17 in 1-run games) was the Stompers' undoing. Aging veterans now force us to rebuild. Oh well, the pressure is off. It will be fun.

AB	PLAYER	PCT.	G	GU	AB	R	H	RBI	2B	3B	HR	TB	SLG.	BB	SO	E	SH	SF	SB	CS	WH	RC	OB-X
D	CHAMBLISS	.235	130	28	375	41	88	45	16	0	14	146	.389	49	50	5	0	4	1	0	3	47	.323
	WIGGINS	.279	156	1	634	92	177	38	22	8	3	224	.353	74	62	17	5	2	*87	18	1	89	.355
D	BOWA	.188	131	21	314	26	59	10	9	1	0	70	.223	16	32	8	18	1	6	2	3	16	.227
E	V. LAW	.233	142	18	484	48	113	41	21	1	10	166	.343	36	86	17	0	3	6	1	5	48	.287
	J. LEONARD	.308	141	0	569	95	175	95	32	5	31	310	.545	42	134	7	0	4	12	7	18	109	.355
	LYNN	.282	140	4	532	79	150	81	31	3	18	241	.453	72	134	3	0	5	2	4	11	87	.368
D	G. ROENICKE	.202	131	21	361	38	73	44	14	0	10	117	.324	74	55	2	0	5	1	2	5	39	.338
	Lnce PARRISH	.233	147	1	558	81	130	98	17	0	43	276	.495	43	115	7	0	7	2	0	12	80	.288
D	C. JOHNSON	.326	115	37	399	54	130	49	28	2	12	198	.496	64	61	0	0	3	0	1	7	83	.419
D	RIVERS	.298	89	69	252	27	75	24	7	0	1	85	.337	6	25	0	3	0	5	5	5	26	.314
C	BERGMAN	.239	93	60	297	26	71	47	12	10	5	118	.397	27	57	4	0	1	0	1	11	35	.302
B	KUNTZ	.258	79	72	198	33	51	20	16	0	1	70	.354	30	39	0	0	4	3	1	1	25	.355
B	R. WASHINGTON	.266	91	68	199	21	53	26	4	3	3	72	.362	2	40	4	1	2	2	1	5	20	.274
E	MADLOCK	.257	71	84	187	11	48	18	11	0	1	62	.332	8	23	0	0	0	1	0	1	18	.287
D	DAUER	.174	77	82	23	1	4	2	3	0	0	7	.304	2	1	4	0	0	0	0	0	2	.240
A	LAKE	.328	20	136	61	5	20	8	8	0	3	37	.607	0	8	0	0	0	0	0	2	12	.328

BAT TOTALS .260 160 5443 678 1417 646 251 33 155 2199 .404 545 922 79 27 41 128 43 90 727 .328

Def DP: 138

Pit Err: 1

RC Factor: 0.93

Proj W-LX: .595

GS/GR	PITCHER	ERA.	W	L	PCT.	SV	RP	GS	GR	CG	Sh	IP	H	R	ER	HR	BB	SO	OP-X	BB/9	SO/9
36/ 0	ANDUJAR	3.45	11	16	.407	0	0	36	0	11	4	268.3	237	110	103	27	80	150	.237	2.7	5.0
35/ 0	SUTCLIFFE	3.22	20	12	.625	0	0	35	0	10	.5	254.7	228	98	91	21	108	226	.239	3.8	8.0
34/ 0	FLANAGAN	3.62	17	10	.630	0	0	34	0	7	1	233.7	220	96	94	30	82	123	.249	3.2	4.7
32/ 2	McWILLIAMS	2.78	20	10	.667	0	1	32	2	9	3	255.3	231	91	79	23	86	182	.241	3.0	6.4
18/21	LaCOSS	4.74	5	4	.556	0	0	12	14	1	1	93	100	50	49	2	52	61	.274	5.0	5.9
0 /62	LEFFERTS	1.20	6	3	.667	*27	33	0	61	0	0	82.3	60	12	11	3	12	47	.204	1.3	5.1
0 /57	DIPINO	4.42	1	3	.250	8	9	0	51	0	0	53	66	26	26	5	21	59	.304	3.6	10.0
0 /47	D. MOORE	2.87	4	2	.667	4	8	0	47	0	0	53.3	53	18	17	6	6	38	.259	1.0	6.4
0 /31	SOLANO	3.33	3	4	.429	1	4	0	31	0	0	54	41	21	20	4	23	31	.211	3.8	5.2
11/ 0	MONTEFUSCO	3.39	5	4	.556	0	0	11	0	1	0	71.7	71	30	27	7	12	23	.258	1.5	2.9
0 /21	Ren MARTIN	7.00	0	0	.000	0	0	0	2	0	0	9	11	7	7	4	5	2	.300	5.0	2.0

PIT TOTALS 3.30 92 68 .575 40 55 160 208 39 14 1428.3 1318 559 524 132 487 942 .245 3.1 5.9

SHERLOCK C's

* 31 *

Manager: Carl Carpenter

Age: 29 Occupation: CIA Agent

WESTERN WILD CARD TEAM

Biographical Sketch

OK, so I'm not really a CIA Agent, but I noticed that I had listed a different occupation during each of the past three years, and I hate to break a streak. Also, it's probably time to give you some legitimate biographical info this year since for the last two years I have basically filled this space with inconsequential fluff instead of giving you the "inside scoop" that you're looking for. On the other hand, maybe you really don't care. But then again, it really doesn't matter since I'm all out of space again, anyway!

TEAM MVP: Kirk Gibson

Most Unexp. Perf: Kirk Gibson

The Season Story

For the first time in C's history, they finished higher in the standings than in the previous year! It wasn't easy. They hovered in 3rd place most of the season, got hot to sneak into 1st with only 16 games to go, and fell apart in Series 12 to barely make the playoffs. The C's set team records in HR's, slugging, & K's. My won-loss prediction was fairly close (94 actual vs. 90 predicted). Next year's starting pitching will be TERRIBLE; predicted wins = 85. The C's were shutout only once in '85 (which I believe breaks the American record of 2 set by the C's in '81). Eric Davis must have homered 4 or 5 times in the 9th to break up potential shutouts. Ironically, the C's bowed in Game 7 of the playoffs to Darkfyre by a 1-0 score (Darkfyre got the regular season shutout also). Trivia time: what famous reliever gave up more HRs than earned runs in '85? (See stats below.)

AB	PLAYER	PCT.	G	GU	AB	R	H	RBI	2B	3B	HR	TB	SLG.	BB	SO	E	SH	SF	SB	CS	WH	RC	OB-Z
D	DRIESSEN	.227	108	50	366	44	83	50	14	0	16	145	.396	36	31	8	0	2	1	1	7	43	.296
	TEUFEL	.279	154	1	548	75	153	58	29	2	11	219	.400	66	73	8	2	4	0	2	5	77	.357
	R. RAMIREZ	.247	145	3	445	28	110	36	15	1	3	136	.306	17	42	32	5	5	9	1	35	.275	
D	G. BRETT	.251	110	14	399	56	100	62	17	6	14	171	.429	40	53	22	1	6	2	2	4	54	.319
	G. BELL	.296	150	0	622	86	184	121	40	1	36	334	.537	30	98	6	0	3	8	2	14	110	.328
	MOSEBY	.277	153	3	622	122	172	70	28	17	23	303	.487	84	157	9	1	4	44	9	9	114	.363
	K. GIBSON	.298	146	0	573	111	171	103	26	15	36	335	.585	79	128	0	2	5	23	11	17	127	.383
E	WYNEGAR	.278	99	53	302	32	84	33	15	0	3	108	.358	31	23	5	0	2	1	0	4	37	.345
B	Eric DAVIS	.231	70	80	199	36	46	40	6	0	17	103	.518	26	53	1	0	1	4	5	3	31	.320
E	G. VUKOVICH	.297	127	31	445	52	132	54	22	1	9	183	.411	36	75	4	0	3	2	1	11	64	.349
D	Van SLIKE	.224	126	32	392	70	88	42	20	5	10	148	.378	60	54	11	0	1	20	3	6	51	.327
B	Mike BROWN	.182	65	89	121	9	22	14	1	3	5	44	.364	8	23	0	0	0	0	1	1	10	.233
A	AGUAYO	.253	46	112	99	15	25	19	6	0	6	49	.495	10	23	3	0	0	0	0	3	16	.321
A	LOMAN	.307	61	96	75	9	23	11	7	0	1	33	.440	11	5	0	0	0	0	1	1	13	.395
A	NOLAN	.290	36	108	93	10	27	19	1	1	1	33	.355	12	12	5	0	0	0	0	3	12	.371
C	LAUDNER	.213	55	103	155	16	33	29	4	0	9	64	.413	11	62	4	0	2	0	0	3	17	.265
A	John RUSSELL	.273	9	151	11	0	3	0	2	0	0	5	.455	1	6	0	0	0	0	1	0	1	.333
A	PANKOVITS	.224	67	89	85	9	19	7	5	1	1	29	.341	3	21	5	0	0	2	0	1	8	.250

BAT TOTALS .266 160 5552 780 1475 768 258 53 201 2442 .440 561 939 124 11 38 112 48 93 814 .333

Def DP: 140

Pit Err: 1

RC Factor: 0.95

Proj W-LZ: .588

GS/GR	PITCHER	ERA.	W	L	PCT.	SV	RP	GS	GR	CG	Sh	IP	H	R	ER	HR	BB	SO	OP-Z	BB/9	SO/9
34/ 2	KOOSMAN	3.29	16	11	.593	0	0	34	0	3	2	238	252	97	87	11	62	149	.271	2.3	5.6
31/ 4	Storm DAVIS	4.10	10	14	.417	0	0	31	1	8	1	213	232	110	97	17	52	99	.277	2.2	4.2
32/ 0	DOTSON	4.37	17	12	.586	0	0	32	0	6	2	226.3	227	122	110	29	106	103	.261	4.2	4.1
31/ 0	WHITSON	3.67	19	7	.731	0	0	31	0	8	4	223	251	96	91	26	40	133	.283	1.6	5.4
24/12	M. MASON	4.18	8	8	.500	0	0	24	0	2	0	157	154	80	73	25	53	110	.256	3.0	6.3
0 /62	GOSSAGE	2.29	9	3	.750	20	29	0	56	0	0	74.7	69	24	19	3	26	64	.245	3.1	7.7
1 /50	Don ROBINSON	2.65	5	2	.714	3	8	1	43	0	0	95	92	37	28	4	36	80	.254	3.4	7.6
0 /49	AGOSTO	3.00	0	0	.000	0	0	0	26	0	0	21	20	7	7	0	11	11	.251	4.7	4.7
1 /44	CORBETT	2.23	3	6	.333	12	15	1	40	0	0	60.7	56	17	15	0	8	38	.245	1.2	5.6
12/23	GOTT	4.30	6	3	.667	1	3	6	25	1	0	73.3	69	42	35	12	45	45	.248	5.5	5.5
0 /32	SAMBITO	4.29	1	0	1.000	1	2	0	18	0	0	21	23	11	10	6	5	13	.278	2.1	5.6
30/ 3	Jeff RUSSELL	3.52	0	0	.000	2	2	0	15	0	0	15.3	9	6	6	3	5	8	.171	2.9	4.7
0 /24	TOBIK	1.20	0	0	.000	1	1	0	14	0	0	15	19	4	2	3	5	9	.308	3.0	5.4

PIT TOTALS 3.64 94 66 .588 40 60 160 238 28 10 1433.3 1473 653 580 139 454 862 .265 2.9 5.4

SIR JEFFERY Silver Knights

* 32 *

Manager: Les Ffleeming (Joy)

Age: 39 Occupation: Deputy District Attorney

Biographical Sketch

Team is named after my wife's 13-year old Silver Persian cat, Sir Jeffery. The team owner, namesake and mascot, has taken a real interest in "his" team. When I leave any of my TML scoresheets, newsletters, etc. on the floor between games, Sir Jeffery curls up on them and takes a nap. "Guarding the team," Joy says. Those of you wondering about the gray hair on the scoresheets now know the true source.

TEAM MVP: Tony Armas

Most Unexp. Perf: Danny Cox

The Season Story

The Silver Knights played pretty much according to expectation, as far as the record and position of finish. However, the ability to score runs wasn't as good as had been expected, but 55 relief points was 15 or 20 more than I would have guessed. Next year looks even bleaker for the Knights. Hitting will be much worse than this year. Bullpen will be only area of improvement.

AB	PLAYER	PCT.	G	GU	AB	R	H	RBI	2B	3B	HR	TB	SLG.	BB	SO	E	SH	SF	SB	CS	WH	RC	OB-Z
	K. HERNANDEZ	.316	155	0	605	105	191	97	39	1	25	307	.507	89	85	13	0	6	4	3	6	123	.403
D	OBERKFELL	.243	122	10	399	40	97	28	16	4	2	127	.318	28	33	15	2	2	4	7	0	36	.293
E	Oz SMITH	.242	140	0	491	73	119	37	16	7	1	152	.310	79	32	21	9	5	31	9	3	56	.347
C	PENDLETON	.326	76	59	298	38	97	34	20	5	3	136	.456	15	29	11	0	5	10	5	9	48	.358
	MOTLEY	.243	132	0	502	59	122	59	21	7	15	202	.402	39	91	6	0	4	12	6	6	60	.298
	ARMAS	.272	155	0	639	97	174	118	21	4	48	347	.543	28	172	8	0	3	0	2	13	104	.303
	Lry PARRISH	.315	155	0	632	79	199	93	46	0	20	305	.483	44	102	5	0	7	1	4	12	108	.359
	Jody DAVIS	.262	149	1	576	58	151	64	25	1	16	226	.392	38	98	11	0	4	7	15	10	65	.308
C	C. CASTILLO	.224	83	74	272	30	61	29	11	1	6	92	.338	27	60	2	0	1	1	1	2	27	.294
C	PHELPS	.220	98	58	296	49	65	58	9	0	19	131	.443	69	64	0	0	0	2	2	7	48	.367
E	LANDREAUX	.212	18	142	52	8	11	5	1	0	2	18	.346	3	5	0	0	0	2	0	0	5	.255
C	WALLING	.247	84	64	288	36	71	32	16	2	3	100	.347	20	32	9	0	1	7	2	3	30	.295
D	WILFONG	.245	97	60	245	27	60	20	10	1	6	90	.367	21	49	6	2	0	3	1	2	28	.305
B-	M. FOLEY	.215	22	136	65	13	14	13	2	0	4	28	.431	10	19	0	0	0	1	0	0	9	.320
B	B. BROWN	.278	48	110	133	18	37	11	1	1	3	49	.368	8	24	1	0	0	17	4	2	17	.319
B	Bob JONES	.071	8	152	14	0	1	2	1	0	0	2	.143	1	2	2	0	1	0	0	0	0	.133
B	Doug BAKER	.085	31	125	71	2	6	1	1	0	0	7	.099	0	22	2	0	0	0	0	1	1	.085
D	MANNING	.174	9	151	23	3	4	1	0	0	0	4	.174	2	3	0	0	0	2	0	0	1	.240

BAT TOTALS .264 160 5601 735 1480 702 256 34 173 2323 .415 521 922 115 13 39 104 61 76 754 .327

Def DP: 122

Pit Err: 3

RC Factor: 0.97

Proj W-LZ: .503

GS/GR	PITCHER	ERA.	W	L	PCT.	SV	RP	GS	GR	CG	Sh	IP	H	R	ER	HR	BB	SO	OP-X	BB/9	SO/9
33/ 0	HURST	4.33	13	14	.481	0	0	32	0	6	1	230.7	233	113	111	28	116	133	.262	4.5	5.2
33/ 0	ROMANICK	4.25	14	12	.538	0	0	33	0	5	0	235	251	131	111	36	70	80	.273	2.7	3.1
33/ 0	LaPOINT	5.30	4	5	.444	0	0	13	1	2	0	90	100	57	53	7	50	56	.281	5.0	5.6
24/ 5	NIPPER	3.54	11	9	.550	0	0	24	5	9	1	190.7	172	79	75	24	60	94	.241	2.8	4.4
22/ 0	DENNY	3.12	13	5	.722	0	0	22	0	11	3	176	171	67	61	17	32	98	.254	1.6	5.0
1 /33	G. HARRIS	3.46	4	3	.571	14	18	1	31	0	0	41.7	36	17	16	4	14	39	.233	3.0	8.4
0 /41	BRUSSTAR	2.74	3	3	.500	12	15	0	38	0	0	49.3	54	19	15	7	4	31	.278	0.7	5.7
1 /25	EASTERLY	4.12	2	4	.333	3	4	1	23	0	0	48	59	28	22	7	10	31	.302	1.9	5.8
14/29	BAROJAS	3.79	4	2	.667	3	3	6	26	2	0	80.7	71	35	34	8	50	28	.236	5.6	3.1
1 /33	B. LACEY	3.19	4	2	.667	3	7	0	28	0	0	36.7	32	14	13	5	4	23	.235	1.0	5.6
16/ 1	KEPSHIRE	5.29	4	10	.286	0	0	15	0	4	0	98.7	105	61	58	17	36	59	.272	3.3	5.4
18/ 0	BYSTROM	2.28	0	0	.000	1	1	0	14	0	0	23.7	15	7	6	2	7	22	.182	2.7	8.4
27/ 2	Dan COX	5.33	7	2	.778	0	3	9	12	0	0	79.3	110	49	47	10	29	38	.328	3.3	4.3
	KRUEGER	9.88	0	2	.000	0	0	2	3	0	0	13.7	20	15	15	2	14	7	.340	9.2	4.6
	SCHROM	4.90	1	3	.250	3	4	2	26	0	0	68	73	38	37	5	27	18	.274	3.6	2.4

PIT TOTALS 4.15 84 76 .525 39 55 160 207 39 5 1462 1502 730 674 179 523 757 .265 3.2 4.7

TOLEDO Tomcats

* 33 *

Manager: Bill Parks (Carol)

Age: 43 Occupation: Foreman

GLOBAL CONF. CHAMPION

Biographical Sketch

Foreman for Jones Transfer Company. Hobbies, besides table-baseball, now include home computer games and projects. Also attend University of Toledo occasionally, coach softball and basketball when there's time available.

TEAM MVP: Dan Gladden

Most Unexp. Perf: Bill Campbell

The Season Story

1st place finish - probably figured as the "favorite" when season began. I expected a much closer race. I was particularly pleased that my team offense produced as well as it did. Greg Walker's 35 HRs & 107 RBIs was the biggest surprise. The pitching did very well too, but I had expected them to. The starters were especially effective and they carried the load (270, 250, 240, 190, 190 innings pitched from the 5 main starters). The bullpen was used a lot less than expected, and was so-so. The lefties - Rucker(8.71) and Franco(5.48) were especially disappointing.

AB	PLAYER	PCT.	G	GU	AB	R	H	RBI	2B	3B	HR	TB	SLG.	BB	SO	E	SH	SF	SB	CS	WH	RC	OB-Z
E	G. WALKER	.277	121	36	495	78	137	105	28	2	35	274	.554	29	80	3	0	8	3	4	12	85	.317
D	HUBBARD	.247	118	21	373	50	92	40	24	1	8	142	.381	54	60	21	4	1	6	0	2	50	.342
	YOUNT	.317	147	8	612	100	194	91	27	9	21	302	.493	59	93	25	0	11	11	1	16	116	.377
D	MULLINIKS	.350	106	54	386	46	135	64	27	5	3	181	.469	28	53	10	0	2	1	2	11	71	.394
	R. HENDERSON	.313	139	7	591	118	185	62	28	7	14	269	.455	90	105	9	0	3	79	20	9	117	.404
	LEMON	.283	123	25	509	63	144	94	28	3	19	235	.462	46	93	1	1	7	1	2	11	80	.342
D	D. JAMES	.288	119	40	382	52	110	41	15	3	0	131	.343	28	31	0	9	1	8	2	4	45	.337
	T. KENNEDY	.243	126	29	449	44	109	44	15	0	14	166	.370	20	60	8	0	3	0	1	2	45	.275
E	MARSHALL	.258	101	46	368	51	95	56	22	0	14	159	.432	26	61	4	0	1	3	2	7	49	.307
D	GLADDEN	.363	109	36	413	73	150	65	21	1	6	191	.462	39	37	0	6	2	32	11	6	82	.418
E	TABLER	.271	96	56	321	51	87	41	14	0	8	125	.389	21	53	7	0	4	7	0	3	41	.316
B	ASHBY	.255	61	96	157	22	40	23	7	0	4	59	.376	20	18	4	1	3	0	0	0	20	.339
C	T. FOLEY	.252	38	119	119	15	30	18	0	3	5	51	.429	5	12	4	1	1	1	1	2	14	.282
B	A. BANNISTER	.270	66	90	152	25	41	24	4	0	5	60	.395	21	19	12	0	0	1	0	7	22	.358
B	DILONE	.262	49	108	141	19	37	14	4	0	1	44	.312	15	20	0	0	0	21	2	1	18	.333
A	RUNGE	.241	25	131	58	7	14	8	3	1	0	19	.328	10	13	4	4	0	3	4	1	6	.353
A	M. THOMPSON	.247	25	135	81	9	20	3	0	0	1	23	.284	3	7	0	0	0	5	2	0	6	.274
A	TETTLETON	.136	8	146	22	2	3	2	0	0	0	3	.136	4	10	0	0	0	0	0	0	1	.269
C	S. THOMPSON	.314	53	106	169	21	53	19	7	2	2	70	.414	24	18	0	0	1	4	0	3	29	.399

BAT TOTALS .289 160 5818 848 1682 818 274 37 160 2510 .431 545 847 119 26 48 187 54 97 892 .350

Def DP: 146

Pit Err: 7

RC Factor: 0.95

Proj W-LX: .652

GS/GR	PITCHER	ERA.	W	L	PCT.	SV	RP	GS	GR	CG	Sh	IP	H	R	ER	HR	BB	SO	OP-Z	BB/9	SO/9
35/ 0	PETRY	3.90	17	9	.654	0	0	35	0	9	1	240	246	109	104	20	43	149	.265	1.6	5.6
34/ 0	VALENZUELA	3.17	20	10	.667	0	0	34	0	11	1	270	236	100	95	24	122	249	.235	4.1	8.3
33/ 0	SOTO	3.31	18	7	.720	0	0	32	0	16	3	250	199	98	92	42	91	232	.219	3.3	8.4
28/ 5	CANDELARIA	3.69	12	8	.600	0	0	26	1	8	1	190	196	89	78	19	33	136	.266	1.6	6.4
28/ 2	J. DeLEON	3.55	12	7	.632	0	0	27	0	4	1	190	165	90	75	19	120	177	.234	5.7	8.4
0 /53	Dave SMITH	2.82	2	4	.333	4	6	0	41	0	0	54.3	41	21	17	3	19	27	.210	3.1	4.5
0 /50	RUCKER	8.71	3	0	1.000	7	10	0	30	0	0	20.7	37	20	20	5	13	14	.386	5.7	6.1
0 /54	John FRANCO	5.48	2	7	.222	3	5	0	40	0	0	46	60	30	28	1	23	32	.314	4.5	6.3
0 /68	REARDON	1.07	5	1	.833	12	17	0	44	0	0	50.3	35	8	6	1	21	42	.196	3.8	7.5
1 /60	F. WILLIAMS	2.66	2	2	.500	3	5	0	32	0	0	44	31	15	13	2	23	47	.198	4.7	9.6
0 /57	B. CAMPBELL	2.18	2	1	.667	2	4	0	25	0	0	33	27	9	8	1	9	32	.223	2.5	8.7
0 /33	FINGERS	1.93	3	1	.750	8	11	0	22	0	0	28	18	6	6	1	5	23	.184	1.6	7.4
0 /37	NUNEZ	4.76	1	0	1.000	0	1	0	5	0	0	5.7	7	3	3	1	2	6	.303	3.2	9.5
7 /13	LEARY	4.66	0	0	.000	0	0	1	2	0	0	9.7	11	5	5	1	1	6	.286	0.9	5.6
30/ 1	HAAS	9.28	1	1	.500	0	0	3	0	0	0	10.7	18	11	11	4	1	2	.372	0.8	1.7
4 /45	OWCHINKO	2.25	2	0	1.000	0	0	2	5	1	1	24	19	6	6	3	8	15	.218	3.0	5.6

PIT TOTALS 3.48 102 58 .638 39 59 160 247 49 11 1466.3 1346 620 567 147 534 1189 .244 3.3 7.3

WAKEFIELD Cardinals

Manager: James Clayman (Sharon)

Age: 40 **Occupation:** Training Coordinator

Biographical Sketch

Work for the state of Michigan. Like to fish in my spare time.

TEAM MVP: Mike Schmidt

Most Unexp. Perf: (none)

The Season Story

My team was bad all year. My starters were terrible. So, changes will be made. Otherwise, my team did OK.

AB	PLAYER	PCT.	G	GU	AB	R	H	RBI	2B	3B	HR	TB	SLG.	BB	SO	E	SH	SF	SB	CS	WH	RC	OB-Z
D	CAREW	.295	93	51	329	30	97	24	6	1	1	108	.328	35	60	7	0	4	4	2	5	39	.363
	S. SAX	.236	147	0	526	53	124	48	16	3	1	149	.283	48	59	28	1	4	23	12	2	45	.300
D	MEACHAM	.245	119	29	339	43	83	35	10	2	1	100	.295	38	88	27	2	7	16	6	1	33	.321
	M. SCHMIDT	.269	144	1	539	92	145	130	20	3	39	288	.534	91	114	22	0	15	8	6	15	107	.375
D	REDUS	.289	92	56	343	53	99	34	21	1	9	149	.434	36	64	5	0	1	41	9	5	57	.356
	BUTLER	.257	156	1	630	98	162	55	27	9	0	207	.329	96	92	2	1	6	43	24	5	74	.355
	BRUNANSKY	.265	155	0	603	84	160	101	26	0	34	288	.478	65	112	1	0	5	4	2	11	97	.337
	BRENLY	.275	147	0	579	83	159	100	35	0	32	290	.501	61	71	11	0	6	3	6	15	98	.344
D	S. HENDERSON	.254	94	62	335	31	85	33	10	5	7	126	.376	29	66	0	0	0	1	3	2	39	.313
E	D. COLLINS	.284	117	11	455	65	129	39	24	16	3	194	.426	48	51	4	1	1	57	17	5	72	.352
B	Bob CLARK	.163	16	144	49	2	8	0	1	0	0	9	.184	2	12	1	0	0	0	1	0	2	.196
D	GARBEY	.252	93	63	317	28	80	41	17	1	3	108	.341	20	51	11	0	5	7	2	2	33	.297
D	TOLLESON	.195	68	87	210	22	41	13	3	3	0	50	.238	12	47	13	3	1	14	6	0	12	.239
B	NARRON	.212	14	146	52	7	11	5	1	0	2	18	.346	2	5	0	0	1	0	0	1	4	.241
B	WHITFIELD	.148	25	133	54	5	8	2	1	0	0	9	.167	12	8	0	1	0	1	1	0	3	.303
C	JIMENEZ	.186	16	144	43	2	8	2	1	0	0	9	.209	0	4	2	0	0	0	0	0	2	.186
B	REMY	.250	7	153	24	1	6	2	3	0	0	9	.375	1	3	0	0	0	0	0	1	3	.280
B	CERONE	.200	6	153	15	0	3	1	1	0	0	4	.267	1	1	0	0	0	0	0	1	1	.250
B	LANDRUM	.317	12	147	41	8	13	7	4	1	1	22	.537	4	4	1	0	0	1	1	0	8	.378
B	DYBZINSKI	.467	6	154	15	1	7	3	4	0	0	11	.733	2	1	1	0	0	2	0	0	6	.529

BAT TOTALS .260 160 5498 708 1428 675 231 45 133 2148 .391 603 913 141 9 56 225 98 71 720 .333

Def DP: 115

Pit Err: 5

RC Factor: 0.98

Proj W-LZ: .463

GS/GR	PITCHER	ERA.	W	L	PCT.	SV	RP	GS	GR	CG	Sh	IP	H	R	ER	HR	BB	SO	OP-Z	BB/9	SO/9
38/ 0	Joe NIEKRO	4.42	15	19	.441	0	0	38	0	12	1	287.3	305	159	141	26	121	146	.272	3.8	4.6
33/ 0	DARLING	4.57	15	12	.556	0	0	33	0	6	1	230.3	208	126	117	23	157	161	.241	6.1	6.3
33/ 0	TERRELL	4.03	10	14	.417	0	0	33	0	10	3	245.7	258	126	110	27	80	125	.269	2.9	4.6
28/ 1	HONEYCUTT	4.21	14	8	.636	0	0	27	0	9	1	203	240	105	95	13	36	77	.293	1.6	3.4
30/ 0	McGREGOR	6.50	3	6	.333	0	0	10	4	3	1	81.7	100	62	59	15	25	27	.301	2.8	3.0
0 /58	WADDELL	2.05	3	2	.600	8	11	0	46	0	0	57	47	17	13	5	21	34	.225	3.3	5.4
0 /50	SISK	4.09	2	4	.333	19	21	0	41	0	0	55	56	27	25	2	30	20	.263	4.9	3.3
4 /36	BEDROSIAN	1.78	6	4	.600	7	13	0	26	0	0	35.3	29	10	7	5	11	30	.224	2.8	7.6
18/19	HORTON	4.71	3	1	.750	1	4	0	21	0	0	28.7	40	23	15	4	13	16	.329	4.1	5.0
3 /27	J.H. JOHNSON	4.68	0	0	.000	3	3	0	17	0	0	32.7	41	20	17	5	16	23	.306	4.4	6.3
23/ 0	LEIBRANDT	4.22	7	12	.368	0	1	19	3	4	0	147	172	79	69	9	30	57	.291	1.8	3.5
0 /23	WALTERS	2.78	0	0	.000	0	0	0	14	0	0	22.7	20	8	7	2	7	7	.237	2.8	2.8

PIT TOTALS 4.26 78 82 .488 38 53 160 172 44 7 1426.3 1516 762 675 136 547 723 .272 3.5 4.6

Released Player Stats

* 35 *

Team/Player	PCT.	GP	AB	R	H	BI	2B	3B	HR	BB	SO	E	SH	SF	SB	CS	WH
** AMERICAN **																	
✓ (CO) Grubb	.220	51	164	15	36	19	3	0	5	23	42	0	0	1	1	0	1
✓ (CO) Jurak	.167	9	6	1	1	0	0	0	0	3	2	0	0	0	0	0	0
(TT) Moses, J. <i>VG</i>	.300	8	20	2	6	4	0	0	0	3	4	0	0	0	1	0	0
** NATIONAL **																	
(RR) Baker, Doug	.294	7	17	1	5	3	0	1	0	2	6	3	0	0	2	0	0
(RR) Cruz, Todd	.077	6	13	0	1	0	0	0	0	0	7	1	0	0	0	0	0
(RR) Flynn	.167	23	54	4	9	2	2	0	0	1	4	0	1	0	0	0	0

Team/Player	ERA.	W-	L-SV-RP	GS	GR	CG	Sh	IP	H	R	ER	HR	BB	SO
** AMERICAN **														
✓ (PG) Candiotti	4.34	0-	2- 0- 0	2	4	0	0	18.7	21	9	9	4	6	16
✓ (CL) Jackson, Roy	1.40	1-	0- 3- 4	0	18	0	0	25.7	15	4	4	0	9	22
** NATIONAL **														
(RR) Stoddard, B.	3.72	0-	0- 0- 0	0	4	0	0	9.7	9	5	4	2	5	3
(RR) Tobik	6.75	1-	4- 0- 1	0	10	0	0	13.3	22	11	10	1	4	8

Stat Key

Most of the stat categories are self-explanatory, but a few require some explanation:

* RC: runs created, where, $RC = \frac{(H + BB - CS) \times (TB + 0.55 \times SB)}{(AB + BB)}$

Def DP: defensive double plays, which include all types of defensive DP's

Pit err: pitcher fielding errors; included in total team errors

* RC Factor: a comparison of runs scored against total runs created, where
 $RC \text{ Factor} = R/RC$; a value under 1.00 might indicate runs lost due to careless base coaching, too many LOB, GIDP, etc.

* Proj. W-L%: the expected winning percentage based on a comparison of runs scored to runs allowed, where,

$$\text{Proj. W-L\%} = \frac{R^2}{R^2 + OR^2} \quad \text{* from Bill James' 1984 Baseball Abstract}$$

For the pitching stats:

OP-%: the batting percentage against each pitcher; an average number of batters per inning was derived from the final Association stats
(American: 2.840; National: 2.834), where,

$$(\text{American}) \text{ OP-\%} = \frac{H}{(H + 2.840 \times IP)}$$

BB/9: the number of walks allowed per 9 innings pitched

SO/9: the number of strikeouts per 9 innings pitched

NOTE: an asterisk (*) preceding any stat indicated that the player/pitcher led his Association in that stat category; a period (•) indicates that the player/pitcher tied for the lead in his Association in that stat category.

-----> if there are any further questions about the stats in this Yearbook, please drop me (Mike) a postcard and I will be happy to answer them for you.

NATIONAL

1985 FINAL STANDINGS

Northeastern

CLEMENTE

	W - L	PCT.	GB
NEW YORK	95- 65	.594	--
FIVE RIVERS	84- 76	.525	11
COMMACK	82- 78	.513	13
TROY	82- 78	.513	13
BERNE	48-112	.300	47

MANTLE

	W - L	PCT.	GB
BUFFALO	112- 48	.700	--
PENNELVILLE	92- 73	.558	22½
MOHAWK TRAIL	89- 74	.546	24½
LATHAM	88- 74	.543	25
BERKSHIRE	43-117	.269	69

Continental

RUTH

	W - L	PCT.	GB
UCONN	105- 55	.656	--
GOTHAM CITY	100- 60	.625	5
DENVER	82- 78	.513	23
NEW BRITAIN	65- 95	.406	40
ZACA's	47-113	.294	58

AARON

	W - L	PCT.	GB
KENTUCKY	109- 51	.681	--
AUBURN	95- 65	.594	14
WESTFIELD	86- 74	.538	23
OZARK	74- 86	.463	35
RAINIER	27-133	.169	82

1985 National Playoff Results

PENNELVILLE defeated LATHAM 2 games to 0 in the 3-way Mantle Division Playoff
 PENNELVILLE defeated MOHAWK TRAIL 2 games to 1 to take the Mantle Division Crown
 NEW YORK defeated PENNELVILLE 4 games to 2 to win the Northeastern Wild Card Playoff
 UCONN defeated GOTHAM CITY 4 games to 1 to win the Continental Wild Card Playoff
 BUFFALO defeated NEW YORK 4 games to 2 to win the Northeastern Conference Title
 UCONN defeated KENTUCKY 4 games to 2 to win the Continental Conference Title
BUFFALO defeated UCONN 4 games to 3 to take the National Association Pennant

BUFFALO Meat

37

Manager: Dave Pittner (Colleen)

Age: 32

Occupation: Personnel Manager

NATIONAL ASSOCIATION CHAMPION

Biographical Sketch

"Doc, it all started when I was small I just woke up from a bad dream in which I thought I just traded my whole team! Ya know, Murray, Winfield, etc. It's true! Doc, pinch me! If you thought I was crazy before, wait until I get to Albany this year! I've got to quit doing these drugs! Help, Doc!! Help!!!"

TEAM MVP: Meat

Most Unexp. Perf: Dogmeat

The Season Story

After watching the 6th Annual viewing of "Fast Times at Ridgemont High," the team was psyched right out of the gate and went 36-14 in its first 50 head-to-head games and was not stopped. Led by team mascot, Meat (who might be voted League MVP), the team had class, style, pizzazz, and simply ran away. Will it happen again? Not with this General Manager, who kept the Trade Reporter and others thoroughly confused in the fall trading session. Mohawk Trail, Latham, and Pennellville all look good (sorry, Chris). It should be a fun season!!

AB	PLAYER	PCT.	G	GU	AB	R	H	RBI	2B	3B	HR	TB	SLG.	BB	SO	E	SH	SF	SB	CS	WH	RC	OB-X
	Ed MURRAY	.297	160	0	626	113	186	100	27	4	26	299	.478	107	107	7	1	4	11	4	17	120	.400
	PERCONTE	.309	143	9	606	93	187	47	19	7	0	220	.363	53	45	12	9	2	33	5	3	85	.364
C	O.CONCEPCION	.272	96	37	283	26	77	20	8	4	0	93	.329	20	40	9	8	1	7	5	4	29	.320
	B. BELL	.326	142	5	524	63	171	61	35	10	8	250	.477	64	57	23	1	9	6	0	7	101	.400
	WINFIELD	.321	139	3	595	101	191	97	24	3	20	281	.472	52	88	2	0	10	5	4	23	105	.376
	MOSEBY	.245	151	1	633	102	155	72	17	13	18	252	.398	81	126	2	3	2	35	11	10	85	.331
	RICE	.270	147	5	597	75	161	79	28	5	19	256	.429	38	92	5	0	11	3	0	10	81	.313
D	WHITT	.266	121	38	353	46	94	62	13	1	19	166	.470	44	61	7	0	3	0	2	4	57	.348
C	Joe CARTER	.269	77	71	193	22	52	32	4	1	9	85	.440	7	46	0	0	2	1	1	3	25	.295
	EASLER	.288	154	4	617	91	178	103	21	2	26	281	.455	62	145	0	0	3	3	3	15	99	.353
E	VIRGIL	.278	106	46	309	34	86	47	12	0	10	128	.414	29	61	1	0	3	1	0	8	44	.340
C	WALLING	.209	52	101	115	13	24	12	3	2	1	34	.296	6	18	4	0	0	1	2	2	8	.248
E	T. PHILLIPS	.202	91	67	208	14	42	10	7	0	1	52	.250	12	37	11	3	1	5	3	2	13	.245
E	FLETCHER	.256	66	93	39	6	10	2	2	0	0	12	.308	7	1	3	1	0	0	3	0	4	.370
C	Bry LITTLE	.182	16	144	33	2	6	2	1	0	0	7	.212	4	2	1	0	0	0	0	1	2	.270
	<STAT ERROR>		0	0	0	0	-3	0	0	0	0	3	0	-1	0	0	0	0	0	0	0	0	

BAT TOTALS .282 160 5731 801 1617 746 221 52 157 2413 .421 585 926 88 26 51 111 43 109 846 .349

Def DP: 125

Pit Err: 1

RC Factor: 0.94

Proj W-LX: .730

GS/GR	PITCHER	ERA.	W	-L	PCT.	SV	RP	GS	GR	CG	Sh	IP	H	R	ER	HR	BB	SO	OP-Z	BB/9	SO/9
35/ 0	STIEB	3.26	19	7	.731	0	0	35	0	10	5	267.7	254	101	97	13	97	190	.250	3.3	6.4
32/ 0	SHOW	2.57	18	6	.750	0	0	32	0	10	3	217	170	67	62	18	80	124	.216	3.3	5.1
31/ 0	WHITSON	2.56	13	8	.619	0	0	31	0	4	3	218	177	68	62	16	33	150	.222	1.4	6.2
28/ 6	BURRIS	2.70	15	5	.750	0	0	28	0	8	5	200	143	63	60	22	81	71	*.201	3.6	3.2
31/ 0	LOLLAR	3.83	11	5	.688	0	0	28	0	3	2	171.3	142	81	73	18	110	125	.225	5.8	6.6
0 /80	W. HERNANDEZ	2.83	16	10	.615	21	37	0	*79	0	0	121	112	41	38	11	40	99	.245	3.0	7.4
0 /69	CAMACHO	1.72	7	2	.778	12	19	0	66	0	0	78.3	55	15	15	7	27	41	.198	3.1	4.7
0 /68	CAUDILL	2.44	4	2	.667	6	10	0	52	0	0	73.7	46	21	20	8	25	52	.180	3.1	6.4
0 /43	SCURRY	1.72	2	0	1.000	1	3	0	18	0	0	15.7	6	4	3	1	5	20	.119	2.9	11.5
0 /27	GUANTE	1.34	2	1	.667	0	2	0	21	0	0	33.7	28	6	5	1	7	22	.226	1.9	5.9
0 /21	SEARAGE	2.81	1	1	.500	1	2	0	15	0	0	25.7	16	8	8	2	8	16	.180	2.8	5.6
5 / 6	WESKETH	2.18	3	1	.750	0	0	5	3	1	1	45.3	40	11	11	3	5	24	.237	1.0	4.8
	LAZORKO	0.00	1	0	1.000	0	0	1	4	0	0	6.7	4	0	0	0	1	4	.174	1.4	5.4
	<STAT ERROR>		0	0		0	0	0	0	0	0	0	1	1	0	0	0	0			

PIT TOTALS 2.77 112 48 .700 41 73 160 258 36 21 1475.3 1194 487 454 120 519 938 .221 3.2 5.7

TML All Stars

(The players listed at positions were selected by balloting of the Managers in their respective Associations. The All Star games can be found on next 2 pages.)

American Association

Western Conf.

1B - Ed Murray(DF)
 2B - Perconte(MC)
 3B - Boggs(KS)
 SS - Trammell(LM)
 OF - Da.Murphy(LM)
 OF - Dw.Evans(PA)
 OF - G.Bell(SC)
 DH - K.Gibson(SC)
 C - Carter(DF)
 SP - Blyleven(DF)
 RP - Lefferts(SR)
 RP - Quisenberry(LM)

Hrbek(KS)	Virgil(MC)
Barrett(CO)	McWilliams(SR)
DeCinces(PG)	Sutcliffe(SR)
Ripken(LM)	Leal(LM)
Armas(SK)	Orosco(KS)
Winfield(DF)	Jay Howell(MC)
J.Leonard(SR)	

Global Conf.

1B - Al Davis(HD)
 2B - Sandberg(AA)
 3B - M.Schmidt(WS)
 SS - Yount(TT)
 OF - R.Henderson(TT)
 OF - Gwynn(HB)
 OF - Lacy(MI)
 DH - Brenly(WS)
 C - T.Pena(AA)
 SP - Stieb(HB)
 RP - W.Hernandez(HD)
 RP - Sutter(CB)

G.Walker(TT)	Easler(AA)
Samuel(CF)	Valenzuela(TT)
D.Parker(CL)	Rhoden(AA)
Lansford(HB)	R.Mahler(AA)
McGee(RO)	D.Schmidt(MI)
Baines(CF)	Camacho(AA)
Brunansky(WS)	

National Association

Northeastern Conf.

1B - Mattingly(MT)
 2B - J. Ray(FR)
 3B - M.Schmidt(TG)
 SS - Yount(MT)
 OF - Gwynn(NY)
 OF - Winfield(BU)
 OF - Raines(CS)
 DH - P.Guerrero(NY)
 C - Ln.Parrish(TG)
 SP - A.Pena(NY)
 RP - W.Hernandez(BU)
 RP - Bedrosian(FR)

Durham(NY)	Strawberry(BO)
E.Murray(BU)	Brenly(LS)
Al Davis(CS)	Show(BU)
Sandberg(MT)	Stieb(BU)
Trammell(CS)	Conroy(CS)
C.Washington(PO)	D.Smith(PO)
Lry Parrish(BB)	

Continental Conf.

1B - Kingman(GC)
 2B - D.Garcia(KY)
 3B - Boggs(UC)
 SS - Ripken(AO)
 OF - Da.Murphy(AO)
 OF - Dw.Evans(UC)
 OF - Baines(GC)
 DH - Matthews(NB)
 C - Carter(KY)
 SP - Boddicker(GC)
 RP - Quisenberry(OK)
 RP - Sutter(GC)

Hrbek(OK)	Fisk(UC)
K.Hernandez(KY)	D.Alexander(AO)
Backman(WB)	McWilliams(AO)
Lacy(AO)	Fingers(UC)
Jose Cruz(DB)	Andersen(KY)
K.Gibson(UC)	Righetti(ZR)
D.Parker(RR)	

American All Star Playoff

The Sixth Annual American All Star Playoff between the Western and Global Conferences was dominated by the Western stars. The Global struck first off Western starter Bert Blyleven, by scoring a pair in the 3rd on a 2-run double by Sandberg. Dave Stieb turned in 1-hit ball for 3 innings, before yielding to Fernando Valenzuela who was promptly reached for 5 big runs in the Western 4th. The scoring was started by an Eddie Murray lead-off homerun and finished by a 3-run homer by George Bell. The Global brought the score to 5-3 in the 6th, when Juan Samuel led off with a triple and later scored on a double play. The Westerners came right back in the 7th for a run, when Jeff Leonard walked and scored on Marty Barrett's triple. In the Western 9th, Alan Trammell connected off Willie Hernandez for a 2-run homer, to make it 8-3. The Global came back for a run in their half of the 9th, but Craig Lefferts, after serving up 3 singles, fanned Sandberg and got Mike Schmidt to pop out. This evened the All Star playoff record between the Western and Global at 3 games apiece. (Boxscore of game is at left.)

GAME WINNING RBI — G. Bell
E-M. Schmidt(2), Boggs, Barrett, Lefferts. DP-WESTERN 3, GLOBAL 1. LOB-WESTERN 4, GLOBAL 9. 2B-R.Henderson, Sandberg. 3B-Samuel, Barrett. HR-Murray, G.Bell, Ripken. SB-R.Henderson, De.Murphy. CS-McGee. BB-De.Murphy, Gibson, R.Henderson, Lonsford, Yount, J.Leonard, Murray, M.Schmidt. PB-Carter. HBP-G.Walker(by Quisenberry). GIDP-Yount, T. Pena, Carter, Sandberg.

WESTERN	AB	R	H	BI	GLOBAL	AB	R	H	BI
Perconte, 2b	3	0	1	0	R.Hend'son, cf-1f	4	0	2	0
Barrett, 2b	2	0	1	1	Gwynn, rf	2	1	1	0
Trammell, ss	3	0	0	0	Brunensky, ph-rf	1	0	1	0
Ripken, ss	2	1	1	2	D.Parker, ph-rf	2	0	2	1
Murray, 1b	4	1	1	1	Sandberg, 2b	5	0	1	2
De.Murphy, cf	3	1	0	0	M.Schmidt, 3b	4	0	1	0
Arnes, cf	0	0	0	0	A.Davis, 1b	2	0	0	0
Boggs, 3b	3	1	2	0	Samuel, ph	1	1	1	0
DeCinces, ph-3b	1	0	0	0	G.Walker, 1b	0	0	0	0
Carter, c	4	0	0	1	Brenly, DH	2	0	0	0
Gibson, DH	1	1	0	0	Lonsford, ph-DH	0	0	0	0
Hrbek, ph-DH	1	0	0	0	Enslar, ph-DH	1	0	0	0
Virgil, ph-DH	1	0	0	0	T.Pena, c	4	0	0	0
De.Evans, rf	2	0	0	0	Yount, ss	3	0	1	0
Winfield, ph-rf	2	1	1	0	Lacy, lf	1	1	0	0
G.Bell, lf	2	1	1	3	McGee, ph-cf	1	0	0	0
J.Leonard, ph-1f	1	1	0	0	Baines, ph-cf	2	1	1	0
Totals	35	8	8	8	Totals	35	4	11	3

WESTERN	0	0	0	5	0	0	1	0	2	-8
GLOBAL	0	0	2	0	0	1	0	0	1	-4

WESTERN	IP	H	R	ER	HR	BB	SO
Blyleven	3	5	2	2	0	0	5
McWilliams (Win)	1.1	1	0	0	0	1	1
J. Howell	1.2	1	1	1	0	2	1
Sutcliffe	1	1	0	0	0	0	0
Quisenberry	0	0	0	0	0	1	0
Drosco	1	0	0	0	0	0	1
Lefferts	1	3	1	0	0	0	1

GLOBAL	IP	H	R	ER	HR	BB	SO
Stieb	3	1	0	0	0	0	1
Valenzuela (Loss)	0.2	3	5	5	2	2	0
D. Schmidt	1.1	1	0	0	0	0	0
R. Mahler	1.1	0	1	1	0	1	1
Camacho	0.2	1	0	0	0	1	0
Sutter	1.1	1	1	1	0	0	1
W. Hernandez	0.2	1	1	1	1	0	2

* Schmidt pitched to one batter in the 6th

NORTHEASTERN	AB	R	H	BI	CONTINENTAL	AB	R	H	BI
Raines, cf	4	1	2	1	Matthews, DH	3	1	1	0
Gwynn, rf	5	1	2	1	D.Parker, pr-DH	1	0	0	0
Winfield, lf	4	2	2	0	Boggs, 3b	4	1	3	1
M.Schmidt, 3b	3	1	1	3	De.Evans, lf	2	1	1	0
P.Guerrero, DH	2	0	1	1	Backen, pr	0	0	0	0
Strawberry, ph-DH	2	0	0	0	Jo.Cruz, lf	1	0	0	0
Ln.Parrish, c	4	0	0	0	De.Murphy, cf	4	0	1	0
Mattingly, 1b	2	0	0	0	Kingman, 1b	2	0	1	1
A.Davis, ph	1	0	0	0	Hrbek, ph	0	0	0	0
Murray, 1b	1	0	0	0	Lacy, pr	0	0	0	0
Yount, ss	1	1	0	0	K.Hernandez, 1b	1	0	0	0
Durham, ph	1	0	0	0	Carter, c	2	0	0	1
Trammell, ss	1	0	0	0	Fisk, c	1	0	0	0
J.Ray, 2b	2	0	0	0	Ripken, ss	4	0	1	0
C.Washington, ph	1	0	0	0	Baines, cf	3	0	0	0
Sandberg, 2b	1	0	0	0	Gibson, ph	1	0	0	0
Totals	35	6	8	6	D.Garcia, 2b	4	0	1	0
Totals	35	6	8	6	Totals	33	3	9	3

NORTHEASTERN	3	1	1	0	0	0	1	0	0	-8
CONTINENTAL	3	0	0	0	0	0	0	0	0	-3

NORTHEASTERN	IP	H	R	ER	HR	BB	SO
A. Pena (Win)	3	4	3	3	0	2	4
Show	1.1	3	0	0	0	0	0
Backosian	1.2	0	0	0	0	1	2
Corroy	0.1	1	0	0	0	0	1
D. Smith	1.1	0	0	0	0	0	2
Stieb	0.2	0	0	0	0	0	0
W. Hernandez	0.2	1	0	0	0	0	0

CONTINENTAL	IP	H	R	ER	HR	BB	SO
Boddicker (Loss)	3	8	5	4	1	1	1
D. Alexander	2	0	0	0	0	0	0
Anderson	1	0	0	0	0	1	0
Fingers	1	2	1	1	0	0	2
Quisenberry	1	0	0	0	0	0	1
Righetti	0.1	0	0	0	0	0	0
McWilliams	0.1	0	0	0	0	0	1
Sutter	0.1	0	0	0	0	1	0

National All Star Playoff

The Sixth Annual National All Star Playoff between the Northeast and Continental Conferences saw the Northeast win their 6th straight playoff! Both starters, Alejandro Pena for the Northeast and Mike Boddicker for the Continental, were rocked for 3 runs each in the 1st inning. The Northeast scoring was on a big 3-run homer by Mike Schmidt. The Continental scraped for their 3 runs, by putting together walks to Matthews and Dwight Evans, singles by Wade Boggs, Dale Murphy, and Dave Kingman, and a sac fly by Gary Carter to finish the scoring. The Northeast came back in the 2nd for a run when Yount walked, stole 2nd, and scored on Tim Raines' RBI-single. The Northeast made it 5-3 in the 3rd, when Pedro Guerrero drove in Dave Winfield with a single. The Northeast bullpen held the Continental batters at bay for the rest of the game, not even allowing a runner to reach 3rd base! The final Northeast run came in the 7th when Raines singled, stole 2nd, and came in on Tony Gwynn's single. (Boxscore of game is at left.)

GAME WINNING RBI — Raines
E-De.Evans, Ripken. DP-NORTHEASTERN 1. LOB-NORTHEASTERN 5, CONTINENTAL 8. HR-M.Schmidt. SB-Matthews, Yount, Raines. CS-Raines. SF-Carter. BB-Matthews, De.Evans, Yount, Hrbek, M.Schmidt, Raines. GIDP-De.Murphy.

TML All Star Game

NATIONAL	AB	R	H	BI	AMERICAN	AB	R	H	BI
Raines, cf	5	1	0	0	Perconte, 2b	3	0	0	0
Gwynn, rf	4	1	1	0	Berrett, ph-2b	2	0	2	0
Winfield, lf	4	0	2	3	Trammell, ss	2	0	1	0
M.Schmidt, 3b	3	0	0	0	Ripken, ph-ss	2	0	0	0
P.Guerrero, OH	2	0	0	0	Murray, 1b	4	1	1	1
Strawberry, ph-OH	1	0	0	0	De.Murphy, cf	4	0	1	0
Lry Parrish, ph	1	0	0	0	Boggs, 3b	4	0	2	1
Ln.Parrish, c	4	0	2	0	Carter, c	3	0	0	0
Mattingly, 1b	2	1	1	1	Virgil, ph-c	1	1	0	0
A.Davis, ph	1	0	0	0	Gibson, OH	2	0	1	0
Murray, 1b	1	0	1	0	Armas, ph-OH	2	0	1	0
Yount, ss	2	0	0	0	De.Evers, rf	3	0	0	0
Durham, ph	1	0	0	0	G.Bell, lf	2	1	1	0
Trammell, ss	1	0	0	0	Winfield, ph-lf	2	0	1	1
J.Ray, 2b	1	0	0	0	Totals	35	3	11	3
Brantly, ph	1	0	1	0					
Sandberg, cz-2b	1	1	0	0					
Totals	35	4	8	4					

NATIONAL	0	0	0	0	1	2	0	1	0	-4
AMERICAN	0	0	0	0	2	0	0	1	0	-3

NATIONAL	IP	H	R	ER	HR	BB	SO
A. Pena	3	1	0	0	0	3	5
Show	1	1	0	0	0	1	0
Stieb (Win)	1	4	2	2	0	0	0
Conroy	0.2	0	0	0	0	0	1
Bedrosian	1.1	1	0	0	0	1	1
D. Smith	0.1	3	1	1	0	1	0
w. Hernandez (Save)	1.2	1	0	0	0	0	3

AMERICAN	IP	H	R	ER	HR	BB	SO
Blyleven	3	1	0	0	0	0	2
McWilliams	2	1	1	1	1	1	0
Leal (Loss)	0.1	2	2	2	0	1	0
J. Howell	1.2	0	0	0	0	0	3
Orsoco	0.2	2	1	0	0	1	1
Lefferts	1.1	2	0	0	0	0	1

GAME WINNING RBI — Winfield(N)
 E-Murray(A), Winfield(A). DP-NATIONAL 2. LOB-NATIONAL 6.
 AMERICAN 12. 3B-Winfield(N). HR-Mattingly. SB-Ray. CS-
 Gwynn. BB-Trammell(A), De.Murphy, De.Evers, Boggs, Ray,
 Murray(A), M.Schmidt, Virgil. GDP-Carter, Virgil.

The Sixth Annual TML All Star Game was an encore of the past two years, pitting the National Northeastern Conference against the American Western Conference. The past two meetings saw the Western romp over the Northeast by identical scores of 9-3. However, the tide was turned, as the Northeast finally came up victorious in their 6th try.

Both starting pitchers, Alejandro Pena for the Nationals and Bert Blyleven for the Americans, pitched superb ball for the first 3 innings. Each allowed only 1 hit. The Nationals got on the board first in the 5th, when Don Mattingly connected for a solo homer off Larry McWilliams. The Americans came right back for a pair to take a 2-1 lead. The scoring took place on 4 singles, with Murray and Boggs picking up RBIs. The Nationals jumped on Luis Leal in the 6th after a lead-off walk to Ray, who stole 2nd and was forced at 3rd by Tim Raines. Gwynn singled and then Dave Winfield drilled a 2-run triple, to put the Nationals on top 3-2. Jay Howell came in to whiff both Schmidt and Guerrero! The Americans threatened in the 7th, but did not score. Each team scored a run in their half of the 8th. Willie Hernandez, who had come in during the 8th to fan Ripken and Murray, also pitched the 9th, gaining the save. He started the 9th by fanning Dale Murphy. Boggs singled, but was doubled up by Virgil. (Box-score of game is at left.)

The MVP award was given to the National's Dave Winfield, who drove in 3 runs, 2 on the clutch triple in the 6th and the go-ahead run in the 8th on a 2-out single.

MVP

DAVE WINFIELD

AMERICAN ANEMICS: 1B-Cooper(CB) 2B-Oester(CB) SS-Bowa(SR) 3B-Van Slyke(SC) OF-Kittle(KS) OF-Gary Roenicke(SR) OF-Pettis(MI) C-Boone(CO) DH-Aikens SP-Heaton(CL) <> Driessen(SC), Bernazard(RO), A. Griffin(CB), Dar. Evans(LM), Sample(PG), Milner(MC), Hargrove(HD), Fisk(HB), M.Bailey(CO), Pastore (MC), M.Moore(CL), McMurtry(MC), Fontenot(PG), K.Gross(CO), Rucker(TT)

NATIONAL NERDS: 1B-Paciorek(ZR) 2B-Tolleson(RR) SS-Schofield(FR) 3B-Esasky(NB) OF-Kittle(OK) OF-Shelby(RR) OF-C.Martinez(ZR) C-Kearney(NB) DH-T.Simmons(ZR) SP-M.Scott(BO) <> Van Slyke(DB), Julio Cruz(PO), D.Concepcion(GC), Wallach(FR), Benedict(BO), M.Hall(KY), Pettis(TG), S.Henderson(ZR), Driessen(FR), Sorensen(CS), LaPoint(MT), Codirol(RR), Eckersley(ZR), F.Wills(BO), Lysander(GC).

TML No-Star Game

american	ab	r	h	bi	national	ab	r	h	bi
Van Slyke, 3b-cf	4	1	0	0	C.Martinez, rf	2	0	0	0
Oester, 2b-ss	5	1	3	2	M.Hall, ph-rf	3	1	1	0
Aikens, DH	1	0	1	0	Shelby, cf	2	0	0	0
Milner, pr-DH	2	0	1	1	Pettis, ph-cf	2	1	1	1
G.Roenicke, rf	4	0	1	0	Paciorek, 1b	3	0	1	2
Kittle, lf	2	0	0	0	Van Slyke, ph-1b	1	0	0	0
Driessen, ph	1	0	1	0	Esasky, 3b	2	1	0	0
Sample, lf	2	0	0	0	Wallach, ph-3b	1	0	0	0
Boone, c	3	0	1	0	Kittle, lf	3	1	0	0
Fisk, c	1	0	0	0	Tolleson, 2b	3	0	1	0
Cooper, 1b	3	1	2	0	Ju. Cruz, 2b	0	0	0	0
Hargrove, 1b	1	0	0	0	Kearney, c	2	1	1	1
Bowa, ss	1	1	1	0	S.Henderson, ph	1	0	0	0
M.Bailey, ph	1	0	0	0	Benedict, c	1	0	1	0
A.Griffin, ss	0	0	0	0	Schofield, ss	3	1	2	2
Bernazard, ph-2b	0	0	0	0	D.Concep'n, ph-ss	1	0	0	0
Pettis, cf	0	0	0	1	T.Simmons, DH	1	0	0	0
Dar.Evans, ph-3b	3	0	0	0	Driessen, ph-DH	2	1	1	1
totals	34	4	11	4	totals	33	7	9	7

american	0	3	0	0	0	1	0	0	-4
national	0	2	0	1	2	2	0	0	x-7

american	ip	h	r	er	hr	bb	so
Heaton	3	2	2	2	0	1	1
Pastore (Loss)	1.1	2	3	2	0	1	1
M. Moore	1	4	2	2	0	2	1
Fontenot	1.2	0	0	0	0	0	1
Rucker	1	1	0	0	0	1	2

national	ip	h	r	er	hr	bb	so
M. Scott	3	7	3	3	0	2	1
F. Wills (Win)	2.2	2	0	0	0	0	1
Sorensen	0.1+	2	1	1	0	0	0
Codirol	2	0	0	0	0	1	0
Lysander	0.1	0	0	0	0	0	0
LaPoint	0	0	0	0	0	1	0
Eckersley (Save)	0.2	0	0	0	0	1	0

+ Sorensen pitched to two batters in the 7th

game winning rbi -- Paciorek
e-Dar.Evans. dp-national 1. 1bb-american 10, national 7.
2b-G.Roenicke, Cooper, Oester 2, Tolleson, M.Hall, Paciorek (N). 3b-Schofield. ab-Driessen(N), Benedict. co-Driessen (A). sh-Pettis(A), Bowa. sf-Kearney. bb-Van Slyke(A), Aikens, Esasky, Pettis(N), Tolleson, Bernazard, Driessen(N), Milner, G.Roenicke. 1bb-Kittle(by M.Moore). po-Pettis(N). gdp-Sample.

The Second Memorial TML No-Star Game was held amidst the flying shrapnel along the Green Line of beautifully dilapidated Beirut.

The americans had a big threat (?) in the 1st, but Mike Scott gunned down Willie Aikens, whose only speed comes from Columbia, trying to score on a tapper. The americans broke through in the 2nd on a suicide (a good idea for these players) squeeze by Pettis and a 2-run double by Ron Oester-izer. The nationals came right back, like a bad meal, in the bottom of the 2nd, as Dick Schofield smashed a 2-run triple. The nationals tied the game in the 4th as "Air Conditioner" Kittle reached on an error and eventually scored on Bob Kearney's sacrifice fly. In the 5th, Tom Paciorek doubled home 2 runs, but the nationals lost a big chance for more off Mike Moore when Steve Henderson whiffed, stranding three. The nationals added 2 more in the 6th on a Driessen RBI-double and a Pettis RBI-single. Of course, Pettis celebrated by being promptly picked off! The americans finally broke through with a run in the 7th and had the tying run to the plate in the 9th, but Billy Sample hit into a DP to end it. A real "lowlight" was Bruce Benedict and Dan Driessen, from the "Rick Bosetti School of Baserunning," executed a double steal on a botched hit & run in the 8th.

It was a close vote, but L&M Librae's Darrell Evans took the Least Valuable Player Award by going 0 for 3, stranding 3 runners, and making the error which led to the tying run in the 4th.

LVP

Darrell Evans

Western Wild Card

Sherlock vs. Darkfyre

1	2	3	4	5	6	7	8	9	--	R	H	E
SHERLOCK	0	0	0	0	0	0	0	1	--	1	8	1
DARKFYRE	0	0	0	0	0	2	0	x	--	2	12	0
Win-Blyleven(1-0)	Save-Scurry(1)					Loss-S. Davis(0-1)						
HR-none.												

Starting pitchers Storm Davis(10-14) for Sherlock and Bert Blyleven(24-5) for Darkfyre locked up in a 0-0 pitching duel into the 7th. Darkfyre finally broke the ice in the 7th, scoring a pair, both on sac flys. Orta had led off with a triple. Sherlock reached Blyleven for a run in the 9th when pinch-hitter Eric Davis singled in Laudner, who had doubled with 2 out. Rod Scurry came in for the final out to record the save.

2		1	2	3	4	5	6	7	8	9	--	R	H	E
	SHERLOCK	0	1	0	0	1	0	0	0	0	--	2	9	0
	DARKFYRE	0	1	1	0	2	0	0	0	x	--	4	9	0
	Win-Black(1-0)	Loss-Whitson(0-1)												
	HR-Winfield(1), Murray(1), Moseby(1).													

Game #2 found Ed Whitson(19-7) on the mound for Sherlock and Bud Black(19-8) going for Darkfyre. Black hurled a CG victory, scattering 9 hits, one a solo homer by Moseby. Black got solo homers from Winfield and Murray, but the winning runs came in the 5th, when the Daemons took advantage of Whitson's wildness.

3		1	2	3	4	5	6	7	8	9	--	R	H	E
	DARKFYRE	0	0	0	1	0	0	0	1	0	--	2	4	1
	SHERLOCK	0	0	0	0	1	0	2	1	x	--	4	10	0
	Win-D. Robinson(1-0)	Save-Gossage(1)						Loss-Holland(0-1)						
	HR-Moseby(2), K.Gibson(1).													

Game #3 starters were Dennis Eckersley(15-9) for Darkfyre and Rich Dotson (17-12) for Sherlock. Lloyd Moseby tied the game with a solo homer in the 5th and then scored the go-ahead run when Kirk Gibson greeted Scurry with a 2-run blast. The C's bullpen proved too tough for Darkfyre.

4		1	2	3	4	5	6	7	8	9	10	11	12		R	H	E
	DARKFYRE	2	0	0	1	0	1	0	0	0	0	0	1	--	5	12	0
	SHERLOCK	0	0	0	0	1	0	0	0	3	0	0	0	--	4	12	1
	Win-Minton(1-0)	Loss-Gossage(0-1)															
	HR-K. Gibson(2).																

Game #4 found Game #1 starters, Blyleven and Davis, back on the hill for both teams. Darkfyre reached Davis early, building a 4-1 lead after 6 innings. Blyleven coasted into the 9th, yielding to Scurry after a lead off single. Scurry was greeted by a Moseby single and a game-tying 3-run homer by Gibson! Darkfyre took the lead in the 12th off Gossage when Winfield doubled, following 1-out walks to Murray and Carter. Minton held back the C's in the bottom half.

5		1	2	3	4	5	6	7	8	9	10	11	--	R	H	E	
	DARKFYRE	1	0	0	0	1	0	1	0	0	0	0	--	3	8	1	
	SHERLOCK	0	1	0	0	1	1	0	0	0	0	1	--	4	8	0	
	Win-D. Robinson(2-0)	Loss-Tekulve(0-1)															
	HR-Murray(2), G. Bell(1), Winfield 2 (2,3), G. Brett(1), M. Brown(1)																

Game #5 starters Black and Jim Gott(6-3) were subjected to a power show. A total of 6 solo homers were hit and when the dust cleared, the game was tied 3-3. The C's stayed alive, when in the 11th, pinch-hitters Loman and Vukovich came through with singles and Loman scored the game-winner on Brett's sac fly off Holland.

6		1	2	3	4	5	6	7	8	9	--	R	H	E
	SHERLOCK	0	0	4	0	0	0	0	0	1	--	5	12	1
	DARKFYRE	0	0	0	0	1	0	0	0	0	--	1	7	0
	Win-Dotson(1-0)	Save-Gossage(2)						Loss-Eckersley(0-1)						
	HR-Driessen(1), G.Bell(2), K.Gibson(3)													

Game #6 found Dotson and Eckersley getting the call. In the 3rd, Driessen hit a solo homer and Bell followed with a 3-run shot. Darkfyre never did get in gear and the C's bullpen did the job again. Gibson added a solo shot in the 9th, capping a 4 for 5 day.

7		1	2	3	4	5	6	7	8	9	--	R	H	E	
	SHERLOCK	0	0	0	0	0	0	0	0	0	--	0	4	2	
	DARKFYRE	0	0	0	0	0	1	0	0	x	--	1	5	0	
	Win-Blyleven (2-0)							Loss-S. Davis (0-2)							
	HR-none.														

Game #7 saw the third re-match of Davis and Blyleven. Both pitchers tossed incredible games! The Daemons took advantage of errors by Ramirez and Brett in the 6th to score an unearned run, the only run of the game. Blyleven completed his 4-hit shutout by retiring the final eight batters. (It was only the 2nd time the C's were shutout this season!)

SHERLOCK C's

Def DP: 8

PLAYER	AVG.	GP	GU	AB	R	H	BI	2B	3B	HR	BB	SO	E	SH	SF	SB	CS	WH
Loman	1.000	2		1	1	1	0	0	0	0	1	0	0	0	0	0	0	0
Mike Brown	.500	2		2	1	1	1	0	0	1	1	0	0	0	0	0	0	0
G. Vukovich	.444	6		18	1	8	0	0	0	0	2	0	0	0	0	0	0	0
K. Gibson	.440	7		25	4	11	7	0	1	3	5	4	0	0	0	1	0	1
G. Bell	.280	7		25	3	7	4	0	0	2	6	6	0	0	0	3	0	0
Moseby	.267	7		30	4	8	3	0	1	2	1	8	0	0	0	1	1	0
Van Slyke	.227	6		22	1	5	0	1	0	0	1	3	0	0	0	1	0	0
Driessen	.214	6		14	1	3	1	0	0	0	1	4	0	0	0	0	1	1
R. Ramirez	.211	7		19	0	4	0	0	0	0	0	2	2	0	0	0	0	0
Pankovits	.200	3		5	1	1	0	0	0	0	0	1	0	0	0	0	0	0
G. Brett	.182	7		22	1	4	2	0	0	1	1	6	3	0	1	0	0	1
Eric Davis	.182	4		11	0	2	1	0	0	0	0	7	0	0	0	0	0	0
Teufel	.167	7		24	0	4	0	0	0	0	1	4	0	1	0	0	0	0
Aguayo	.167	4		6	0	1	0	0	0	0	0	0	0	0	0	0	0	0
Laudner	.143	4		7	1	1	1	1	0	0	0	3	0	0	1	0	0	0
Wynegar	.105	5		19	1	2	0	1	0	0	1	1	0	0	0	0	0	3
BAT TOTALS	.252			250	20	63	20	3	2	10	24	46	5	1	2	6	2	3

PITCHER	ERA.	GS	GR	CG	Sh	IP	H	R	ER	HR	BB	SO	W	L	SV	RP
Koosman	0.00	0	3	0	0	1.0	1	0	0	0	1	0	0	0	0	0
Don Robinson	0.00	0	4	0	0	8.0	4	0	0	0	2	10	2	0	0	2
Agosto	0.00	0	4	0	0	2.7	0	0	0	0	1	2	0	0	0	0
Dotson	.77	2	0	0	0	11.7	7	2	1	0	7	2	1	0	0	0
Corbett	1.50	0	5	0	0	6.0	11	1	1	0	4	3	0	0	0	0
Storm Davis	2.75	3	0	1	0	19.7	20	7	6	0	6	5	0	2	0	0
Gossage	3.00	0	4	0	0	3.0	2	1	1	0	3	5	0	1	2	2
Gott	4.05	1	0	0	0	6.7	4	3	3	3	2	3	0	0	0	0
Whitson	5.68	1	1	0	0	6.3	8	4	4	2	4	5	0	1	0	0
PIT TOTALS	2.22	7	21	1	0	65.0	57	18	16	5	30	35	3	4	2	4

DARKFYRE DAEMONS

Def DP: 7

PLAYER	AVG.	GP	GU	AB	R	H	BI	2B	3B	HR	BB	SO	E	SH	SF	SB	CS	WH
R.J. Reynolds	.500	3		4	0	2	0	0	0	0	0	0	0	0	0	0	1	0
Harrish	.455	6		11	1	5	0	1	0	0	4	2	0	0	0	0	0	0
Wohlford	.412	6		17	2	7	1	1	1	0	1	0	0	0	0	0	0	0
Foster	.364	6		11	0	4	0	0	0	0	0	4	0	0	0	0	0	0
Krenchicki	.333	6		12	0	4	1	0	0	0	1	1	0	0	0	1	0	2
Winfield	.269	7		26	4	7	7	1	0	0	3	1	0	0	0	0	0	0
Templeton	.240	7		25	1	6	0	0	0	0	2	4	0	0	0	0	0	0
Ed Murray	.238	7		21	5	5	3	0	0	2	10	3	1	0	1	0	0	0
Randolph	.207	7		29	2	6	2	0	1	0	2	5	0	1	1	0	1	0
G. Carter	.185	7		27	0	5	0	0	0	0	0	4	0	0	0	0	0	0
Orta	.143	7		21	1	3	1	0	1	0	0	0	0	0	0	0	0	0
C. Washington	.111	7		27	2	3	0	2	0	0	4	9	1	0	0	1	1	0
Nicosia	.000	4		3	0	0	1	0	0	0	1	0	0	0	0	0	0	1
Oliver	.000	2		3	0	0	0	0	0	0	0	1	0	0	0	0	0	0
BAT TOTALS	.241			237	18	57	16	5	3	5	30	35	2	1	3	2	5	3

PITCHER	ERA.	GS	GR	CG	Sh	IP	H	R	ER	HR	BB	SO	W	L	SV	RP
Show	0.00	0	1	0	0	.3	0	0	0	0	0	0	0	0	0	0
Holland	0.00	0	3	0	0	3.0	0	0	0	0	1	2	0	1	0	0
Roy Jackson	0.00	0	1	0	0	.3	0	0	0	0	0	0	0	0	0	0
Blyleven	1.05	3	0	1	1	25.7	20	3	3	0	10	21	2	0	0	0
Black	2.50	2	0	1	0	18.0	14	5	5	4	3	17	1	0	0	0
Minton	3.00	0	2	0	0	3.0	2	1	1	0	4	0	1	0	0	1
Eckersley	4.09	2	0	0	0	11.0	15	5	5	3	4	2	0	1	0	0
Tekulve	6.75	0	4	0	0	4.0	7	3	3	1	1	2	0	1	0	1
Scurry	20.25	0	4	0	0	1.3	5	3	3	2	1	2	0	0	1	1
PIT TOTALS	2.70	7	15	2	1	66.6	63	20	20	10	24	46	4	3	1	2

MVP - Bert Blyleven

Global
Wild Card

Cuyahoga vs. Toledo

1		1	2	3	4	5	6	7	8	9	--	R	H	E
	CUYAHOGA	0	1	0	0	0	0	0	0	1	--	2	6	1
	TOLEDO	0	2	0	0	0	0	1	1	x	--	4	8	1
	Win-Valenzuela(1-0)	Save-J.Franco(1)						Loss-Tanana(0-1)						
	HR-Balboni(1), Lemon(1).													

The series opener saw Cuyahoga send Frank Tanana(18-11) up against Fernando Valenzuela(20-10) of Toledo. Balboni put Cuyahoga on the board with a solo homer in the 2nd, but Toledo took advantage of a Salazar error to take a 2-1 lead. Toledo added another in the 7th on a Lemon solo homer and nicked Tanana for a final run in the 8th, to open up a 4-2 lead. Valenzuela ran into a bit of trouble in the 9th, but John Franco bailed him out, stranding the tying runs on base.

2		1	2	3	4	5	6	7	8	9	--	R	H	E
	CUYAHOGA	0	1	0	0	0	0	0	2	0	--	3	7	3
	TOLEDO	0	5	0	0	0	1	0	0	x	--	6	7	1
	Win-Soto(1-0)	Save-Fingers(1)						Loss-C. Young(0-1)						
	HR-W.Gross(1), Baines(1).													

Game #2 saw Curt Young(5-5) getting the call for Cuyahoga and Mario Soto(18-7) for Toledo. Toledo exploded for 5 runs in the 2nd, knocking out Young. The big blow was a 2 RBI-double by Lemon, followed by a 2 RBI-single by Yount. Baines blasted a 2-run homer in the 8th to bring Cuyahoga to within 3 runs, but Fingers came in and retired the final 4 batters for the save.

3		1	2	3	4	5	6	7	8	9	--	R	H	E
	TOLEDO	0	1	0	1	0	2	0	0	1	--	5	9	0
	CUYAHOGA	0	0	0	3	0	2	1	0	x	--	6	10	0
	Win-Burris(1-0)	Save-Caudill(1)						Loss-J.DeLeon(0-1)						
	HR-Yount(1), Dw.Murphy	2 (1,2), W.Gross(2), Balboni(2), Samuel(1).												

Game #3 starters were Jose DeLeon(12-7) for Toledo and Ray Burris(12-9) for Cuyahoga. Dwayne Murphy started two scoring rallies in the 4th and 6th with lead off solo homers. Burris also got homerun support from Gross, Balboni, and Samuel, and needed every run, as Toledo kept chipping away. Caudill had to put out a 9th inning fire to preserve the victory.

4

	1	2	3	4	5	6	7	8	9	--	R	H	E
TOLEDO	1	0	1	0	1	2	0	0	0	--	5	11	1
CUYAHOGA	0	2	0	0	0	0	0	0	0	--	2	7	0
Win-Valenzuela(2-0)	Save-Reardon(1)						Loss-Tanana(0-2)						
HR-Hubbard(1).													

Game #4 found Game #1 starters, Valenzuela and Tanana, back on the hill for both teams. Cuyahoga scratched for 2 runs in the 2nd, but the Tomcats came back time and time again, building up a 5-2 lead after 6 innings. The big blow in the 6th was a 2-run homer by Hubbard. Valenzuela needed 9th inning relief help from Reardon to nail down his 2nd win in the series.

5

	1	2	3	4	5	6	7	8	9	10	11	--	R	H	E
TOLEDO	0	0	0	1	1	2	0	0	0	0	3	--	7	16	2
CUYAHOGA	0	0	0	0	0	0	3	1	0	0	0	--	4	12	1
Win-J.Franco(1-0)											Loss-C.Young(0-2)				
HR-Marshall(1), Fletcher(1), D.Porter(1), Yount(2).															

With the series on the line in Game #5, Cuyahoga called upon Danny Jackson(4-1) to face Mario Soto of Toledo. Toledo opened up a 4-0 lead after 6 innings. The Fungo bats finally came alive in the 7th, when Fletcher ripped a solo homer to start a 3-run rally. Darrell Porter led off the 8th with a homer to tie the game at 4-4. The game went to the 11th, when the wall caved in on Curt Young. The big blow was a 2-run homer by Yount. John Franco pitched the final 1st innings to record the win and send Toledo into its 3rd straight Conference Playoff.

CUYAHOGA FALLS FUNGOS

Def DP: 4

PLAYER	AVG.	GP	GU	AB	R	H	BI	2B	3B	HR	BB	SO	E	SH	SF	SB	CS	WH
Nieto	.750	1		4	0	3	0	0	0	0	0	0	0	0	0	0	0	0
L. Salazar	.400	2		5	0	2	0	0	0	0	0	0	0	0	0	0	0	0
D. Porter	.333	4		15	2	3	1	0	0	1	2	4	0	0	0	0	0	0
Fletcher	.333	4		9	1	3	2	0	0	1	2	1	0	0	0	0	0	0
Mullins	.333	3		3	2	1	0	0	0	0	1	1	0	0	0	1	0	0
Raines	.300	5		20	1	6	0	0	0	0	3	4	0	0	0	1	0	0
Samuel	.238	5		21	3	5	1	0	0	1	1	11	1	0	0	1	0	0
Dw. Murphy	.214	4		14	2	3	2	0	0	2	2	6	0	0	0	0	0	0
Rice	.211	5		19	0	4	1	0	0	0	0	3	0	0	0	0	0	0
Balboni	.200	5		20	3	4	3	0	0	2	1	10	1	0	1	0	0	1
W. Gross	.200	5		15	2	4	2	0	0	2	0	4	1	0	0	0	0	0
Baines	.150	5		20	1	3	2	0	0	1	2	5	0	0	0	0	0	0
Berra	.000	3		9	0	0	0	0	0	0	0	2	2	0	0	0	0	0
Lowry	.000	1		3	0	0	0	0	0	0	0	2	0	0	0	0	0	0
Bochte	.000	1		1	0	0	0	0	0	0	0	0	0	0	0	0	0	0
Lawless	.000	2		0	0	0	0	0	0	0	0	0	0	0	0	0	0	0
BAT TOTALS	.236			178	17	42	16	1	0	10	14	53	4	0	1	4	0	1

PITCHER	ERA.	GS	GR	CG	Sh	IP	H	R	ER	HR	BB	SO	W	L	SV	RP
Lahti	0.00	0	3	0	0	2.7	1	0	0	0	2	2	0	0	0	0
R. Reed	0.00	0	2	0	0	2.7	1	0	0	0	0	2	0	0	0	0
Von Ohlen	0.00	0	3	0	0	2.7	3	0	0	0	0	3	0	0	0	0
Righetti	2.70	0	3	0	0	3.3	4	1	1	0	1	3	0	0	0	0
Burris	3.37	1	1	0	0	10.7	10	5	4	2	8	4	1	0	0	0
D. Jackson	4.15	1	0	0	0	4.3	5	2	2	0	2	3	0	0	0	0
Caudill	4.91	0	3	0	0	3.7	2	2	2	1	2	2	0	0	0	0
Tanana	5.68	2	0	0	0	12.7	16	9	8	2	8	7	0	2	0	0
C. Young	30.86	1	1	0	0	2.3	9	8	8	1	1	2	0	2	0	0
PIT TOTALS	5.00	5	16	0	0	45.0	51	27	25	6	23	27	1	4	0	0

TOLEDO TOMCATS

Def DP: 5

PLAYER	AVG.	GP	GU	AB	R	H	BI	2B	3B	HR	BB	SO	E	SH	SF	SB	CS	WH
Mulliniks	.444	4		9	1	4	2	0	0	0	1	0	0	0	0	0	0	0
Ashby	.429	4		7	1	3	2	1	0	0	1	0	0	0	1	0	0	1
Hubbard	.417	5		12	2	5	2	1	0	1	3	0	2	0	0	1	0	0
T. Kennedy	.417	4		12	2	5	0	0	0	0	0	1	1	0	0	0	0	0
Lemon	.385	3		13	2	5	3	1	0	1	0	2	0	0	0	0	0	1
G. Walker	.375	4		16	2	6	2	2	0	0	1	2	0	0	0	0	0	0
D. James	.300	4		10	0	3	1	1	0	0	0	3	0	0	0	0	0	0
R. Henderson	.286	5		21	4	6	2	1	0	0	5	4	0	0	0	2	1	1
Dilone	.273	3		11	2	3	0	0	0	0	2	0	0	0	0	2	0	0
Yount	.263	5		19	3	5	7	1	0	2	4	2	1	0	1	1	0	1
Tabler	.250	5		12	3	3	0	0	0	0	1	2	0	0	0	0	0	0
T. Foley	.250	3		4	1	1	2	0	0	1	0	0	0	0	0	0	0	0
Marshall	.100	4		10	2	1	1	0	0	1	1	4	0	0	0	0	0	0
Gladden	.083	4		12	2	1	0	0	0	0	2	2	0	0	0	1	0	0
A. Bannister	.000	4		5	0	0	0	0	0	0	2	2	0	0	0	0	0	0
Runge	.000	1		2	0	0	0	0	0	0	0	1	0	0	0	0	0	0
BAT TOTALS	.291			175	27	51	24	8	0	6	23	27	5	0	2	7	1	4

PITCHER	ERA.	GS	GR	CG	Sh	IP	H	R	ER	HR	BB	SO	W	L	SV	RP
John Franco	0.00	0	3	0	0	3.3	4	0	0	0	1	4	1	0	1	2
Reardon	0.00	0	2	0	0	1.7	1	0	0	0	2	2	0	0	1	1
Dave Smith	0.00	0	1	0	0	1.0	2	0	0	0	0	2	0	0	0	0
Valenzuela	2.16	2	0	0	0	16.7	11	4	4	1	3	18	2	0	0	0
Fingers	3.37	0	3	0	0	2.7	2	1	1	1	0	3	0	0	1	1
Soto	3.86	2	0	0	0	14.0	14	6	6	3	7	13	1	0	0	0
J. DeLeon	8.10	1	0	0	0	6.7	8	6	6	5	1	11	0	1	0	0
PIT TOTALS	3.33	5	9	0	0	46.0	42	17	17	10	14	53	4	1	3	4

MVP - Fernando Valenzuela

Western Playoff

* 81 *

Darkfyre vs. L&M

	1	2	3	4	5	6	7	8	9	--	R	H	E
1 DARKFYRE	0	0	1	0	0	0	4	0	2	--	7	16	2
L&M LIBRAE	0	0	1	0	0	0	0	0	0	--	1	8	0
Win-Blyleven(1-0)	Loss-Knepper(0-1)												
HR-Murray(1), G.Carter(1).													

The series opener saw Darkfyre ace Bert Blyleven(24-5) going against Bob Knepper (13-12) of L&M. With the score 1-1 in the 7th, Murray connected for a 2-run homer that blew the game open. One out later, 4 consecutive singles led to 2 more runs. Holland put out a 9th inning L&M rally.

	1	2	3	4	5	6	7	8	9	--	R	H	E
2 DARKFYRE	0	0	1	0	0	0	1	0	0	--	2	9	0
L&M LIBRAE	0	2	3	0	0	0	0	0	x	--	5	11	1
Win-Morris(1-0)	Save-Quisenberry(1) Loss-Black(0-1)												
HR-none.													

Game #2 found Bud Black(19-8) on the hill for Darkfyre, and Jack Morris (16-13) getting the call for L&M. A clutch 2-run single by Gaetti in the 2nd and back-to-back RBI-doubles by Dawson and Whitaker in the 3rd, built up a 5-1 lead that Morris and the "Quiz" held to even the series.

	1	2	3	4	5	6	7	8	9	--	R	H	E
3 L&M LIBRAE	1	0	0	0	0	0	0	0	0	--	1	4	1
DARKFYRE	0	0	0	0	2	0	0	0	x	--	2	6	1
Win-Eckersley(1-0)	Loss-Gubicza(0-1)												
HR-none.													

Game #3 starters were Mark Gubicza(7-7) for L&M and Dennis Eckersley(15-9) for Darkfyre. L&M picked up an unearned run in the 1st on a Murphy RBI-double. In the 5th, Darkfyre capitalized on a passed ball and a costly 2-base error by Evans, to score a pair. The sloppy fielding blemished an otherwise tremendous pitching duel. Both pitchers recorded CG's.

	1	2	3	4	5	6	7	8	9	--	R	H	E
4 L&M LIBRAE	0	2	4	2	0	0	0	0	0	--	8	10	0
DARKFYRE	0	0	0	3	0	3	0	4	x	--	10	9	1
Win-R.Jackson(1-0)	Save-Tekulve(1) Loss-Quisenberry(0-1)												
HR-Ripken(1), O'Brien(1), Da.Murphy(1), Nicosia(1), Foster(1), Orta(1).													

Game #4 found Game #1 starters, Knepper and Blyleven, back on the hill for both teams. The Librae pounded Blyleven for 6 runs and gave him the K.O. in the 3rd, mostly with the homeruns: solos by Ripken and O'Brien, and a 2-run shot by Murphy. L&M built the lead to 8-0 after 4 innings. Darkfyre scored 3 in the 4th and then, in the 6th, Nicosia pinch-hit a 3-run homer off Knepper to bring the score to 8-6 L&M. Foster led off the 8th with a solo, to make it 8-7. The "Quiz" came in and walked Templeton, gave up a single to Randolph, and then, served up another pinch-hit 3-run homer to Orta. The Darkfyre pen shut down the Librae, as they had done since the 5th, to preserve the "comeback of the season" for the Daemons!

	1	2	3	4	5	6	7	8	9	--	R	H	E
5 L&M LIBRAE	1	0	0	0	2	0	0	0	0	--	3	8	1
DARKFYRE	0	1	0	1	0	0	0	0	0	--	2	9	1
Win-Morris(2-0)	Save-Quisenberry(2) Loss-Black(0-2)												
HR-Hayes(1).													

With the series on the line in Game #5, L&M called upon Jack Morris to face Darkfyre's Bud Black. Once again, it was the Morris/Quiz show, as the two combined to shut down the Daemons. Hayes led off the game with a homer and scored the winning run in the 5th on a Ripken single.

	1	2	3	4	5	6	7	8	9	--	R	H	E
6 DARKFYRE	0	0	2	0	0	0	0	0	2	--	4	6	1
L&M LIBRAE	0	0	1	0	4	2	0	0	x	--	7	12	0
Win-Gubicza(1-1)	Loss-Eckersley(1-1)												
HR-Scioscia(1), Hayes(2), Foster(2).													

Game #6 saw Eckersley on the mound for Darkfyre against Mark Gubicza of L&M. Scioscia led off the 5th with a solo homer and this sparked a scoring spree that saw L&M build a 7-2 lead after 6 inning. Foster hit a 2-run shot in the 9th to greet the "Quiz," but that was all the Daemons could muster in this one.

	1	2	3	4	5	6	7	8	9	--	R	H	E
7 DARKFYRE	0	0	4	0	0	0	0	0	0	--	4	7	2
L&M LIBRAE	1	0	0	0	0	2	0	0	0	--	3	5	1
Win-Blyleven(2-0)	Save-Tekulve(2) Loss-Knepper(0-2)												
HR-Trammell(1), Murray(2), Hayes(3), Da.Murphy(2).													

Game #7 found Blyleven hooking up with Knepper a final time. The Librae collected three solo homers, but a run-scoring double by Randolph in the 3rd, followed by a Murray 3-run blast, was all Blyleven needed. The Librae had put two runners on in the 9th, but Tekulve got Jack Clark to hit into a GIDP and then got pinch-hitter Gantner to pop out, sending Darkfyre to the Association Championships to face Toledo.

L&M LIBRAE

Def DP: 4

PLAYER	AVG.	GP	GU	AB	R	H	BI	2B	3B	HR	BB	SO	E	SH	SF	SB	CS	WH
Dawson	.417	5		12	2	5	2	2	0	0	0	0	0	0	0	1	0	0
Von Hayes	.379	7		29	7	11	4	1	1	3	2	1	1	0	0	3	1	0
Dale Murphy	.333	7		30	4	10	5	5	0	2	1	7	0	0	0	0	0	1
Joe Carter	.333	3		3	0	1	0	0	0	0	0	0	0	0	0	0	0	0
Gaetti	.300	4		10	1	3	2	0	0	0	0	1	1	0	0	0	0	1
Scioscia	.286	5		14	3	4	1	1	0	1	0	1	0	0	0	0	0	0
Whitaker	.259	7		27	1	7	1	1	0	0	1	4	1	0	0	1	0	0
Ripken	.259	7		27	5	7	4	2	0	1	1	5	0	0	0	0	0	1
Heath	.222	4		9	0	2	0	0	0	0	0	2	0	0	0	0	0	0
Jack Clark	.176	7		17	2	3	1	0	0	0	4	1	0	0	0	0	0	0
Trammell	.167	7		24	2	4	5	1	0	1	4	2	0	0	1	0	1	0
O'Brien	.111	7		18	1	2	2	0	0	1	1	3	0	0	1	0	1	0
Dar. Evans	.000	5		13	0	0	0	0	0	0	1	4	1	0	0	0	0	0
Gantner	.000	2		1	0	0	0	0	0	0	0	0	0	0	0	0	0	0
Slaught	.000	1		1	0	0	0	0	0	0	0	0	0	0	0	0	0	0
BAT TOTALS	.251			235	28	59	27	13	1	9	15	31	4	0	2	5	3	3

PITCHER	ERA.	GS	GR	CG	Sh	IP	H	R	ER	HR	BB	SO	W	L	SV	RP
Guante	0.00	0	1	0	0	2.0	0	0	0	0	0	1	0	0	0	0
Morris	2.35	2	0	0	0	15.3	17	4	4	0	5	13	2	0	0	0
Gubicza	2.81	2	0	1	0	16.0	10	5	5	0	8	9	1	1	0	0
Zachry	5.40	0	2	0	0	1.7	1	1	1	1	2	1	0	0	0	0
Knepper	6.98	3	0	0	0	19.3	26	15	15	3	9	12	0	2	0	0
Quisenberry	7.71	0	4	0	0	4.7	5	4	4	2	3	0	0	1	2	2
Leal	9.00	0	1	0	0	2.0	3	2	2	1	0	1	0	0	0	0
PIT TOTALS	4.57	7	8	1	0	61.0	62	31	31	7	27	37	3	4	2	2

DARKFYRE DAEMONS

Def DP: 7

PLAYER	AVG.	GP	GU	AB	R	H	BI	2B	3B	HR	BB	SO	E	SH	SF	SB	CS	WH
T. Phillips	.500	2		4	1	2	0	1	0	0	1	2	0	0	0	0	0	0
Winfield	.400	7		20	6	8	1	3	0	0	5	0	0	0	0	2	0	0
Wohlford	.389	5		18	3	7	1	0	0	0	0	1	0	0	0	0	0	0
Orta	.357	5		14	3	5	3	0	1	1	3	1	0	0	0	0	0	1
Templeton	.348	7		23	3	8	3	0	0	0	3	0	3	0	1	2	0	0
Foster	.308	5		13	3	4	3	1	0	2	2	5	0	0	0	0	0	0
Ed Murray	.286	7		28	3	8	8	1	0	2	3	7	0	0	0	0	0	2
C. Washington	.250	7		28	2	7	3	3	0	0	0	2	0	0	0	1	0	0
Nicosia	.200	3		10	2	2	3	0	0	1	0	2	0	0	0	0	0	0
Randolph	.179	7		28	2	5	3	1	0	0	3	4	3	0	1	0	0	0
Gary Carter	.138	7		29	1	4	1	1	0	1	2	6	0	0	0	0	0	0
Krenchicki	.091	4		11	0	1	2	0	0	0	0	2	0	0	0	0	0	0
Harrah	.091	5		11	2	1	0	0	0	0	2	0	1	0	0	1	0	0
R.J. Reynolds	.000	1		2	0	0	0	0	0	0	0	0	0	0	0	0	0	0
BAT TOTALS	.259			239	31	62	31	11	1	7	27	37	8*	0	2	6	0	4

* +1 pit. err.

PITCHER	ERA.	GS	GR	CG	Sh	IP	H	R	ER	HR	BB	SO	W	L	SV	RP
Tekulve	0.00	0	4	0	0	3.0	1	0	0	0	1	0	0	0	2	2
Holland	0.00	0	3	0	0	2.7	1	0	0	0	0	1	0	0	0	0
Minton	0.00	0	2	0	0	2.3	0	0	0	0	1	1	0	0	0	0
Show	0.00	0	1	0	0	2.3	1	0	0	0	0	0	0	0	0	0
Eckersley	2.70	2	0	1	0	13.3	12	5	4	1	1	7	1	1	0	0
R. Jackson	2.70	0	2	0	0	3.3	2	1	1	0	1	1	1	0	0	1
Blyleven	4.82	3	0	0	0	18.7	18	10	10	6	6	9	2	0	0	0
Black	5.40	2	0	0	0	13.3	18	8	8	1	4	10	0	2	0	0
Dedmon	18.00	0	2	0	0	2.0	6	4	4	1	1	2	0	0	0	0
PIT TOTALS	3.98	7	14	1	0	61.0	59	28	27	9	15	31	4	3	2	3

MVP - Eddie Murray

Global Playoff

* 83 *

Toledo vs. Addison

1

TOLEDO	1	2	3	4	5	6	7	8	9	R	H	E
ADDISON	0	1	0	0	0	0	0	0	--	1	11	2
Win-Rhoden (1-0)	5	0	0	0	0	0	2	0	x	7	8	1
HR-Easler (1).	Loss-Soto (0-1)											

The series opener saw Toledo send Mario Soto (18-7) up against Rick Rhoden (22-6) of Addison. Addison jumped on Soto for 5 big runs in the 1st and KO'd him in the 2nd. The 1st inning scoring was highlighted with a bases loaded triple by Chili Davis. Easler added a 2-run shot in the 7th. Otherwise, Rhoden, with 2-out relief help from Camacho in the 9th, held Toledo from scoring by scattering 11 hits and 4 walks.

2

TOLEDO	1	2	3	4	5	6	7	8	9	R	H	E
ADDISON	2	1	0	0	1	0	2	0	0	--	6	11
Win-Valenzuela (1-0)	0	0	0	0	0	0	0	0	0	--	7	1
HR-G. Walker (1).	Loss-R. Mahler (0-1)											

Game #2 found Fernando Valenzuela (20-10) on the hill for Toledo and Rick Mahler (23-10) going for Addison. Valenzuela hurled a fine 7-hit shutout to even the series. This time, Toledo made use of 11 hits and 7 walks to record the 6-0 victory. Walker hit a solo homer in the 5th.

3

ADDISON	1	2	3	4	5	6	7	8	9	R	H	E
TOLEDO	0	0	0	0	0	1	1	0	0	--	2	12
Win-J. DeLeon (1-0)	0	1	0	2	0	0	0	0	x	--	3	10
HR-T. Foley (1).	Save-Rucker (1) Loss-Hough (0-1)											

Game #3 starters were Charlie Hough (20-7) for Addison and Jose DeLeon (12-7) for Toledo. Both teams moved in and out of trouble, as the two combined for 22 hits and 7 walks, but Toledo cashed in on Foley's 2-run homer in the 4th. Fingers killed an Addison rally in the 7th and Rucker finished up by retiring the final 4 batters.

4

ADDISON	1	2	3	4	5	6	7	8	9	R	H	E
TOLEDO	0	2	1	0	3	2	0	1	0	--	9	11
Win-Rhoden (2-0)	0	1	0	0	3	1	0	0	1	--	6	17
HR-Easler (2), Sandberg (1), Lemon (1), G. Walker (2).	Save-Camacho (1) Loss-Soto (0-2)											

Game #4 found Game #1 starters, Rhoden and Soto, back on the hill for both teams. The batters picked up where they left off, knocking out both starters before the 6th. A total of 10 pitchers were roughed up for nearly 30 hits, but this time, Addison came out on top. Camacho still had to get out of a bases loaded, 1-out jam in the Toledo 9th before getting credit for the save.

5

ADDISON	1	2	3	4	5	6	7	8	9	10	R	H	E
TOLEDO	0	0	0	1	0	0	4	0	0	0	--	5	10
Win-J. Franco (1-0)	1	1	0	1	0	2	0	0	0	1	--	6	14
HR-Easler (3).	Loss-Searage (0-1)												

Game #5 saw another Mahler/Valenzuela match-up. Valenzuela once again had complete control of Addison, while Toledo built up a 5-1 lead after 6 innings. In the 7th, a 2-out error by Yount allowed one run to score and set up Easler's game-tying 3-run homer. In the Toledo 10th, Walker drew a walk and stole 2nd, before coming around on Ashby's game-winning single off Searage.

6

TOLEDO	1	2	3	4	5	6	7	8	9	R	H	E
ADDISON	1	0	0	0	0	0	2	0	1	--	4	9
Win-Hough (1-1)	3	1	2	1	1	0	0	4	x	--	12	19
HR-Matuszek (1).	Loss-J. DeLeon (1-1)											

Game #6 saw DeLeon on the mound for Toledo against Hough for Addison. Addison jumped on DeLeon in the 1st, when Matuszek blasted a 2-out, 3-run homer. Addison knocked out DeLeon in the 2nd, but didn't stop scoring until the 6th, when they had built up a 8-1 lead. Hough kept the Tomcats under control and a 4-run Addison 8th put the game out of reach. Sandberg was 4 for 5, with a triple.

7

TOLEDO	1	2	3	4	5	6	7	8	9	R	H	E
ADDISON	0	0	0	0	0	1	0	2	0	--	3	7
Win-Soto (1-2)	1	1	0	0	0	0	0	0	0	--	2	6
HR-T. Pena (1), G. Walker (3), T. Foley (2).	Save-Fingers (1) Loss-Rhoden (2-1)											

Game #7 found Soto and Rhoden facing each other a final time. Addison scored quick and early, taking a 2-0 lead. The lead held into the 8th, when Foley hit a lead-off homer and Ricky Henderson doubled, stole 3rd, and scored what was the game-winner on Yount's RBI-single. Soto pitched 8 strong innings and Fingers a strong 9th for the save, sending Toledo to their 3rd straight Global Conference Title and a trip to the American Association Finals against Darkfyre.

TOLEDO TOMCATS

Def DP: 4

PLAYER	AVG.	GP	GU	AB	R	H	BI	2B	3B	HR	BB	SO	E	SH	SF	SB	CS	WH
Runge	.667	2		3	0	2	2	0	0	0	1	0	0	1	0	0	0	0
Tabler	.600	3		5	0	3	1	0	0	0	0	1	0	0	0	0	0	0
Dilone	.545	4		11	3	6	0	0	0	0	0	0	0	0	0	4	0	0
T. Foley	.500	4		10	3	5	4	2	0	2	2	1	0	0	1	0	0	0
Gladden	.400	6		20	2	8	6	0	0	0	3	0	0	0	1	1	0	1
Yount	.357	7		28	5	10	1	1	0	0	4	7	2	0	0	1	0	1
Mulliniks	.348	7		23	6	8	0	2	0	0	3	2	5	0	0	0	0	0
T. Kennedy	.310	7		29	2	9	1	0	0	0	1	2	2	0	0	0	0	0
Hubbard	.300	5		10	0	3	1	0	0	0	0	1	0	0	0	0	0	0
Ashby	.286	2		7	0	2	1	0	0	0	0	1	0	0	0	0	0	1
G. Walker	.276	7		29	5	8	5	2	0	3	4	2	0	0	0	1	0	0
R. Henderson	.250	7		32	1	8	2	1	0	0	3	8	0	0	0	5	2	1
D. James	.167	6		18	0	3	2	1	0	0	3	3	0	0	0	0	1	0
A. Bannister	.167	4		6	0	1	0	1	0	0	0	0	0	0	0	0	0	0
Lemon	.125	5		16	2	2	3	0	1	1	0	2	0	0	0	0	0	0
Marshall	.091	4		11	0	1	0	0	0	0	0	1	0	0	0	0	0	0
BAT TOTALS	.306			258	29	79	29	10	1	6	24	31	9	1	2	12	3	4

PITCHER	ERA.	GS	GR	CG	Sh	IP	H	R	ER	HR	BB	SO	W	L	SV	RP
Valenzuela	0.00	2	0	1	1	17.0	15	5	0	1	6	17	1	0	0	0
Rucker	0.00	0	4	0	0	6.7	3	0	0	0	0	3	0	0	1	1
Fingers	0.00	0	3	0	0	2.7	3	0	0	0	0	1	0	0	1	1
Dave Smith	3.37	0	3	0	0	2.7	3	1	1	0	1	1	0	0	0	0
Reardon	3.86	0	2	0	0	2.3	1	1	1	0	0	3	0	0	0	0
F. Williams	4.50	0	3	0	0	6.0	7	5	3	0	1	4	0	0	0	0
J. DeLeon	6.48	2	0	0	0	8.3	18	6	6	1	6	9	1	1	0	0
Soto	8.10	3	0	0	0	13.3	16	13	12	3	12	14	1	2	0	0
John Franco	15.00	0	4	0	0	3.0	7	6	5	1	2	3	1	0	0	1
PIT TOTALS	4.06	7	19	1	1	62.0	73	37	28	6	28	55	4	3	2	3

ADDISON ARROWS

Def DP: 6

PLAYER	AVG.	GP	GU	AB	R	H	BI	2B	3B	HR	BB	SO	E	SH	SF	SB	CS	WH
Sandberg	.400	7		30	6	12	6	0	1	1	2	6	0	0	0	1	1	0
Jose Cruz	.393	7		28	5	11	2	0	0	0	3	6	1	0	1	2	0	0
Easler	.357	7		28	6	10	8	0	0	3	3	5	0	0	0	0	0	2
Tony Pena	.333	7		27	3	9	4	0	0	1	3	5	0	0	1	0	0	0
Chili Davis	.308	7		26	2	8	5	0	1	0	2	8	0	0	0	0	0	0
Dernier	.290	7		31	6	9	0	0	0	0	3	8	0	0	0	4	0	0
Matuszek	.273	5		11	3	3	4	0	0	1	2	1	0	0	0	1	0	1
P. Guerrero	.263	7		19	3	5	2	0	0	0	2	6	1	0	0	0	0	0
Dusty Baker	.200	4		5	0	1	0	0	0	0	0	0	0	0	0	0	0	0
Cey	.136	7		22	1	3	1	0	0	0	6	5	0	0	0	1	0	0
LeMaster	.125	7		16	2	2	1	0	0	0	0	3	3	1	0	0	0	0
Bosley	.000	3		2	0	0	0	0	0	0	1	2	0	0	0	0	0	0
Romero	.000	5		6	0	0	0	0	0	0	1	0	0	0	0	0	0	0
Jeltz	.000	5		1	0	0	1	0	0	0	0	0	0	0	1	0	0	0
BAT TOTALS	.290			252	37	73	34	0	2	6	28	55	6*	1	3	9	1	3

* +1 pit. err.

PITCHER	ERA.	GS	GR	CG	Sh	IP	H	R	ER	HR	BB	SO	W	L	SV	RP
Garber	0.00	0	4	0	0	5.7	4	0	0	0	0	2	0	0	0	0
Forster	0.00	0	3	0	0	4.3	3	0	0	0	1	1	0	0	0	0
Lee Smith	0.00	0	1	0	0	1.3	0	0	0	0	2	1	0	0	0	0
Camacho	2.08	0	5	0	0	4.3	4	1	1	0	0	2	0	0	1	1
B. Castillo	3.37	0	1	0	0	2.7	1	1	1	1	1	0	0	0	0	0
Rhoden	3.68	3	0	0	0	22.0	28	9	9	4	6	14	2	1	0	0
Trout	5.40	0	2	0	0	3.3	5	2	2	0	3	1	0	0	0	0
Hough	5.73	2	0	0	0	11.0	16	7	7	1	6	7	1	1	0	0
Searage	9.00	0	1	0	0	1.0	2	1	1	0	1	1	0	1	0	0
R. Mahler	10.80	2	0	0	0	6.7	16	8	8	0	4	2	0	1	0	0
PIT TOTALS	4.19	7	17	0	0	62.3	79	29	29	6	24	31	3	4	1	1

MVP - Fernando Valenzuela

American Championship

Darkfyre vs. Toledo

1		1	2	3	4	5	6	7	8	9	--	R	H	E
	DARKFYRE	0	0	0	0	0	1	0	0	0	--	1	3	0
	TOLEDO	0	0	0	0	3	0	0	1	x	--	4	9	0
	Win-Valenzuela (1-0)	Save-D.Smith (1)						Loss-Blyleven (0-1)						
	HR-G.Walker (1).													

The series opener saw Darkfyre send their ace Bert Blyleven (24-5) against Fernando Valenzuela (20-10) of Toledo. Toledo broke open the pitching duel by scoring 3 times in the 5th, the big hit being a 2-run single by Rickey Henderson. Valenzuela, with 9th inning help from Dave Smith, held the Daemon bats in check for a 3-hit opening game win. Blyleven went the distance, getting the loss.

2		1	2	3	4	5	6	7	8	9	--	R	H	E
	DARKFYRE	0	0	0	1	4	2	0	0	0	--	7	10	1
	TOLEDO	0	0	0	0	1	4	0	0	0	--	5	10	3
	Win-Black (1-0)	Save-Tekulve (1).						Loss-Soto (0-1)						
	HR-Murray (1), Foster (1).													

Game #2 found Bud Black (19-8) on the mound for Darkfyre and Mario Soto (18-7) for Toledo. Homers by Murray and Foster, and a 2-run error by Tabler in the 5th, gave Darkfyre a 5-0 lead. The Daemons added another unearned run in the 6th, on an error by pitcher Williams, which proved to be the game-winner. Toledo made a game of it in their half of the 6th, scoring 4 times on 5 singles and a walk, all with 2 out. Minton, who ended the 6th inning rally, teamed with Tekulve to save the win for Black.

3		1	2	3	4	5	6	7	8	9	--	R	H	E
	TOLEDO	0	1	3	0	0	0	0	0	0	--	4	8	0
	DARKFYRE	0	0	3	0	2	0	0	0	x	--	5	9	1
	Win-Eckersley (1-0)	Save-Scurry (1)						Loss-J. DeLeon (0-1)						
	HR-Murray (2).													

Game #3 starters were Jose DeLeon (12-7) for Toledo and Dennis Eckersley (15-9) for Darkfyre. Toledo opened up a quick 4-0 lead in the 3rd, but Darkfyre surged back on a 3-run homer by Eddie Murray in the home 3rd. The Daemons broke through for 2 more in the 5th on run-scoring singles by Carter and Foster. The Darkfyre bullpen was superb, retiring the final 12 Tomcats in order.

4		1	2	3	4	5	6	7	8	9	--	R	H	E
	TOLEDO	0	0	1	0	0	1	0	0	0	--	2	9	2
	DARKFYRE	2	1	2	0	1	0	0	0	x	--	6	11	0
	Win-Blyleven (1-1)	Loss-Valenzuela (1-1)												
	HR-G. Carter (1), C. Washington (1), Wohlford (1).													

Game #4 found Game #1 starters, Valenzuela and Blyleven, back on the hill for both teams. Darkfyre powered their way to a 5-1 lead after 3 innings on homers by Gary Carter (2-run shot), Claudell Washington and Wohlford. Blyleven went the distance again, this time coming out the victor.

5		1	2	3	4	5	6	7	8	9	--	R	H	E
	TOLEDO	0	0	0	0	3	0	2	0	3	--	8	15	0
	DARKFYRE	1	0	0	3	0	2	1	2	x	--	9	13	0
	Win-Black (2-0)	Save-Holland (1)						Loss-Soto (0-2)						
	HR-Murray (3).													

With the series on the line in Game #5, Toledo sent Soto against Black again. Darkfyre knocked Soto out in the 4th, taking a 4-0 lead. Toledo came back in the 5th for 3 runs, but Murray reached Dave Smith for a 2-run homer in the 6th, to make it 6-3 Darkfyre. Toledo brought the score to 6-5 in the 7th on a pair of sac flies, but the Toledo relievers could not stop the Daemons, who scored a run in the 7th and 2 more in the 8th, to up the score to 9-6. Then, in the Toledo 9th, with Roy Lee Jackson on the mound, Gladden doubled (his 3rd hit of the game). Jackson got Lemon to pop out and fanned Yount. Greg Walker singled in Gladden. Minton relieved Jackson and promptly served up a pinch-hit single to Dilone, sending Walker to 3rd. Dilone stole 2nd and Minton walked pinch-hitter Terry Kennedy to load the bases. Holland relieved Minton and pinch-hitter Mulliniks lined the ball into the rightfield corner, scoring Walker and Dilone. Kennedy was waved in from 3rd and Washington threw a strike to the plate and Carter nailed him, to end the game and give Darkfyre the American Pennant. Darkfyre now advances to the TML World Series to face the National Champs, Buffalo.

DARKFYRE DAEMONS

Def DP: 2

PLAYER	AVG.	GP	GU	AB	R	H	BI	2B	3B	HR	BB	SO	E	SH	SF	SB	CS	WH
R.J. Reynolds	.500	3		4	1	2	1	0	0	0	0	1	0	0	0	0	0	0
Foster	.438	4		16	3	7	3	1	0	1	0	1	0	0	0	0	1	1
Gary Carter	.389	5		18	2	7	5	1	0	1	4	6	0	0	0	0	0	2
Ed Murray	.368		19	6	7	7	0	0	3	3	6	4	0	0	0	0	0	1
Randolph	.316	5		19	6	6	2	1	0	0	2	4	0	0	1	1	0	0
Templeton	.316	5		19	2	6	1	1	0	0	0	4	2	0	0	0	0	0
Orta	.222	4		9	2	2	1	0	1	0	3	2	0	0	0	0	0	0
Krenchicki	.200	3		5	1	1	1	0	0	0	0	1	0	0	0	0	0	0
Winfield	.188	5		16	1	3	2	1	0	0	2	5	0	0	0	1	0	0
C. Washington	.176	5		17	2	3	1	0	0	1	3	5	0	0	0	1	0	0
Wohlford	.111	3		9	1	1	1	0	0	1	1	0	0	0	0	0	0	0
Harrah	.091		11	1	1	1	0	0	0	0	1	3	0	0	0	0	0	0
Nicosia	.000	3		5	0	0	0	0	0	0	1	3	0	0	0	0	0	0
T. Phillips	.000	1		0	0	0	0	0	0	0	0	0	0	0	0	0	0	0
BAT TOTALS	.275			167	28	46	25	5	1	7	20	41	2	0	1	3	1	4

PITCHER	ERA.	GS	GR	CG	Sh	IP	H	R	ER	HR	BB	SO	W	L	SV	RP
Tekulve	0.00	0	3	0	0	4.0	1	0	0	0	1	0	0	0	1	1
Show	0.00	0	1	0	0	2.3	0	0	0	0	0	0	0	0	0	0
Scurry	0.00	0	2	0	0	1.0	1	0	0	0	1	2	0	0	1	1
Holland	0.00	0	1	0	0	.3	1	0	0	0	0	0	0	0	1	1
Blyleven	3.18	2	0	2	0	17.0	18	6	6	1	2	10	1	1	0	0
Eckersley	5.40	1	0	0	0	5.0	8	4	3	0	0	7	1	0	0	0
Minton	6.75	0	2	0	0	1.3	3	1	1	0	1	1	0	0	0	0
Black	7.71	2	0	0	0	11.7	17	10	10	0	3	10	2	0	0	0
R. Jackson	13.50	0	1	0	0	1.3	2	2	2	0	0	1	0	0	0	0
PIT TOTALS	4.50	5	10	2	0	44.0	51	23	22	1	8	31	4	1	3	3

MVP - Eddie Murray

TOLEDO TOMCATS

Def DP: 5

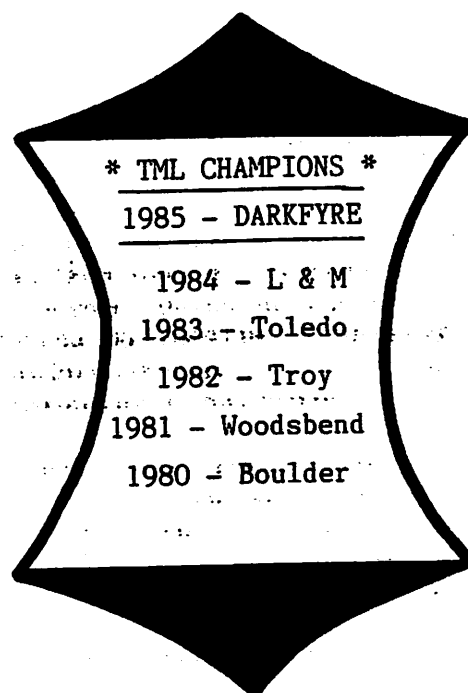
PLAYER	AVG.	GP	GU	AB	R	H	BI	2B	3B	HR	BB	SO	E	SH	SF	SB	CS	WH
D. James	.600	3		10	1	6	2	0	0	0	0	1	0	0	0	1	1	0
Hubbard	.571	3		7	1	4	1	1	0	0	0	1	0	0	0	0	0	0
Dilone	.500	4		8	3	4	0	0	0	0	1	1	0	1	0	6	1	0
Gladden	.400	5		15	1	6	2	1	0	0	0	4	0	0	0	2	0	0
Ashby	.400	2		5	2	2	0	0	0	0	1	1	0	0	0	0	0	0
Mulliniks	.385	4		13	1	5	2	1	1	0	0	3	0	0	0	0	0	0
R. Henderson	.333	5		18	3	6	5	1	1	0	3	1	1	0	1	0	1	0
T. Kennedy	.286	5		14	2	4	4	0	0	0	1	3	1	0	0	0	0	0
Tabler	.286	2		7	2	2	0	0	0	0	1	1	2	0	0	0	0	0
M. Thompson	.250	3		4	1	1	0	0	0	0	0	0	0	0	0	0	0	0
Marshall	.222	3		9	1	2	0	0	0	0	0	1	0	0	0	0	0	0
G. Walker	.190	5		21	3	4	4	2	0	1	0	8	0	0	0	0	0	0
Yount	.143	5		21	1	3	0	0	0	0	1	1	0	0	0	0	0	0
T. Foley	.125	4		8	1	1	1	0	0	0	0	2	0	0	0	0	0	1
Lemon	.100	3		10	0	1	2	0	0	0	0	3	0	0	1	0	0	0
A. Bannister	.000	4		5	0	0	0	0	0	0	0	0	0	0	0	0	0	0
BAT TOTALS	.291			175	23	51	23	6	2	1	8	31	5*	1	2	9	3	1

* +1 pit. err.

PITCHER	ERA.	GS	GR	CG	Sh	IP	H	R	ER	HR	BB	SO	W	L	SV	RP
Rucker	0.00	0	3	0	0	2.3	3	0	0	0	2	1	0	0	0	0
Reardon	0.00	0	4	0	0	3.0	2	0	0	0	0	5	0	0	0	0
F. Williams	1.93	0	3	0	0	4.7	3	1	1	0	3	7	0	0	0	0
John Franco	3.86	0	2	0	0	2.3	1	1	1	0	1	1	0	0	0	0
Valenzuela	4.05	2	0	0	0	13.3	13	7	6	3	6	9	1	1	0	0
Soto	8.22	2	0	0	0	7.7	11	9	7	2	3	9	0	2	0	0
Dave Smith	9.00	0	3	0	0	3.0	6	3	3	1	1	1	0	0	1	1
J. DeLeon	9.64	1	0	0	0	4.7	6	5	5	1	3	7	0	1	0	0
Fingers	18.00	0	1	0	0	1.0	1	2	2	0	1	1	0	0	0	0
PIT TOTALS	5.36	5	16	0	0	42.0	46	28	25	7	20	41	1	4	1	1

TML World Series

Darkfyre vs. Buffalo



1

	1	2	3	4	5	6	7	8	9	--	R	H	E
DARKFYRE	0	1	0	0	4	0	0	1	4	--	10	13	2
BUFFALO	2	0	3	0	0	3	0	0	0	--	8	15	2
Win-Scurry(1-0)	Save-Minton(1)						Loss-W.Hernandez(0-1)						
HR-G.Carter(1), C.Washington 2	(1,2), Wohlford(1), Murray(DF-1).												

The series opener saw Darkfyre send their ace Bert Blyleven(24-5) up against Buffalo ace Dave Stieb(19-7). Buffalo scored right away in the 1st on a 2-run single by Easler. Darkfyre put one on the board in the 2nd, when Gary Carter homered. The Heat tallied 3 more times in the 3rd, stringing 5 hits and a walk, to make the score 5-1. In the Darkfyre 5th, Orta led off with a triple and scored one out later on Templeton's RBI-single. Krenchicki followed with a single, which Winfield displayed in right, allowing Templeton to score and Krenchicki to move to 2nd. After Stieb fanned Phillips for the 2nd out, Claudell Washington ripped a 2-run homer to tie the game at 5-5. Blyleven ran into trouble again in the Buffalo 6th, walking both Moseby and Murray, sandwiched around a base hit by Winfield. Easler drove in one run with a ground out and Ernie Whitt came through with a 2-run single, that gave Blyleven the early K.O. Show relieved Blyleven and put out the fire, leaving the score 8-5 after 6. Willie Hernandez came in to start the 8th, relieving Searage who had relieved Stieb in the 6th and had struck out the side in the 7th. Hernandez fanned Phillips, but Washington blasted a solo homer, his 2nd homer of the game, to make it 8-6 Buffalo. Murray then singled and Carter doubled Murray to 3rd. Winfield was intentionally walked to face the DH Steve Nicosia. Hernandez came through the got Nicosia to bounce into an inning-ending DP. In the Buffalo 8th, Show issued a 1-out walk and Scurry relieved, only to walk the bases loaded! However, he got both Rice (whiff) and Bell to end the threat. In the Darkfyre 9th, with Hernandez still on the mound, Wohlford opened the inning with a pinch-hit homer, to bring the score to 8-7. Hernandez fanned Templeton and got Harrah to pop out. Then, Phillips lofted a 2-out single to left and Washington drew a walk, setting the stage for Daemon hero, Ed-die Murray! Murray did not let down his followers, as he blasted an incredible 3-run homer, giving Darkfyre the lead, 10-8, for the first time in the game, not to mention knocking out Hernandez (5 earned runs in 1st innings). Camacho relieved and recorded the final out of the inning. Tekulve came in to start the Buffalo 9th and fanned Phillips. Perconte singled for his 4th hit of the game and went to 2nd when Moseby walked. Tekulve fanned Winfield for the 2nd out. Minton was called in. He walked Murray to load the bases, putting the tying run on 2nd and the winning run on 1st. The batter was Mike Easler. Minton got Easler to ground out, ending the game. The Darkfyre pitchers were in and out of trouble all game, as Buffalo left 15 runners on base! Nonetheless, the Daemons fought back and used the long ball (5 homeruns) to do it!

2

	1	2	3	4	5	6	7	8	9	--	R	H	E
DARKFYRE	4	0	1	0	0	0	0	0	0	--	5	9	0
BUFFALO	0	1	0	0	0	0	0	0	0	--	1	5	1
Win-Black(1-0)							Loss-Burris(0-1)						
HR-C.Washington(3), Winfield(1), G.Carter(2).													

Game #2 found Bud Black(19-8) on the mound for Darkfyre and Ray Burris (15-5) going for Buffalo. After Randolph flew out, Claudell Washington stroked a solo homer, his 3rd of the series already! Murray drew a walk and Carter doubled him to 3rd. Dave Winfield then delivered a monstrous 3-run blast, giving the Daemons a quick 4-0 lead! Darkfyre added another run in the 3rd when Carter hit his 2nd homer of the series. Bud Black scattered 5 hits and 5 walks in going the route. The only Buffalo run came in the 2nd when Winfield singled went to 2nd on a walk to Virgil and to 3rd on an infield hit by Easler. Winfield then scored when Jim Rice bounced into a DP.

3

	1	2	3	4	5	6	7	8	9	--	R	H	E
BUFFALO	0	0	0	0	0	1	0	1	0	--	2	8	2
DARKFYRE	4	0	0	0	2	0	0	2	x	--	8	14	0
Win-Eckersley(1-0)							Loss-Whitson(0-1)						
HR-G.Carter(3), Murray(BU-1).													

Game #3 starters were Ed Whitson(13-8) for Buffalo and Dennis Eckersley (15-9) for Darkfyre. In a near carbon copy of Game #2, the Daemons struck for 4 runs in the 1st. Once again, with one out, Washington singled and went to 2nd on a single by Murray. Gary Carter followed with his 3rd homer of the series, a 3-run blast. Winfield continued the rally with a single and later scored on Wohlford's RBI-double. Darkfyre scored a pair of runs in the 5th, when Randolph singled and went to 3rd on a Washington double. Murray was intentionally passed. Guante relieved Burris and got the next two batters, Carter and Winfield, but Orta lined a 2-run single. Buffalo finally got to Eckersley in the 6th when Moseby hit a lead-off triple and scored on Murray's RBI-single. Buffalo's final run came when Murray hit a solo homer in the 8th. Eckersley yielded to Tekulve in the 9th and Kent set the side down in order to put Darkfyre up 3 games to none! The Daemons final 2 runs in the 8th came on a Murray sac fly and a run-scoring double by Winfield, both charged to Hernandez, who just wasn't getting any respect.

DARKFYRE DAEMONS

Def DP: 5

PLAYER	AVG.	GP	GU	AB	R	H	BI	2B	3B	HR	BB	SO	E	SH	SF	SB	CS	WH
Krenchicki	.571	3		7	1	4	1	0	0	0	0	2	0	0	0	0	0	0
Ed Murray	.462	4		13	4	6	5	2	0	1	4	3	0	0	1	0	0	1
C. Washington	.412	4		17	8	7	4	1	0	3	2	2	0	0	0	2	1	1
Winfield	.400	4		15	2	6	4	1	0	1	2	2	0	0	0	0	0	0
Gary Carter	.375	4		16	5	6	5	2	0	3	2	2	0	0	0	0	0	1
Wohlford	.333	4		9	1	3	2	1	0	1	1	2	0	0	0	0	0	0
T. Phillips	.333	1		3	1	1	0	0	0	0	0	2	0	0	0	0	0	0
Orta	.308	4		13	3	4	3	0	1	0	0	3	0	0	0	0	0	0
Templeton	.250	4		16	1	4	3	0	0	0	0	3	1	0	0	0	0	1
Randolph	.200	4		15	2	3	0	0	0	0	1	2	0	0	0	0	0	0
Foster	.111	4		9	1	1	0	1	0	0	0	4	1	0	0	0	0	0
Harrah	.000	4		6	0	0	0	0	0	0	0	1	0	0	0	0	0	0
Nicosia	.000	3		3	0	0	1	0	0	0	0	0	0	0	0	0	0	0
R.J. Reynolds	.000	1		1	0	0	0	0	0	0	0	1	0	0	0	0	0	0
BAT TOTALS	.315			143	29	45	28	8	1	9	12	29	2	0	1	2	1	4

PITCHER	ERA.	GS	GR	CG	Sh	IP	H	R	ER	HR	BB	SO	W	L	SV	RP
Tekulve	0.00	0	2	0	0	1.7	1	0	0	0	1	2	0	0	0	0
Show	0.00	0	1	0	0	1.7	1	0	0	0	1	0	0	0	0	0
Scurry	0.00	0	1	0	0	.7	0	0	0	0	2	1	1	0	0	1
Minton	0.00	0	1	0	0	.3	0	0	0	0	1	0	0	0	1	1
Black	1.00	1	0	1	0	9.0	5	1	1	0	5	3	1	0	0	0
Eckersley	2.25	1	0	0	0	8.0	8	2	2	1	1	4	1	0	0	0
Blyleven	5.52	2	0	1	0	14.7	21	10	9	0	7	10	1	0	0	0
PIT TOTALS	3.00	4	5	2	0	36.0	36	13	12	1	18	20	4	0	1	2

MVP - Claudell Washington

BUFFALO MEAT

Def DP: 4

PLAYER	AVG.	GP	GU	AB	R	H	BI	2B	3B	HR	BB	SO	E	SH	SF	SB	CS	WH
Perconte	.500	4		16	3	8	0	0	0	0	2	0	0	0	0	3	0	0
Winfield	.471	4		17	3	8	1	0	0	0	1	3	2	0	0	0	0	0
Ed Murray	.385	4		13	3	5	3	0	0	1	4	6	0	0	1	0	0	0
Easler	.286	4		14	0	4	3	0	0	0	4	2	0	0	0	0	0	0
Moseby	.267	4		15	4	4	2	2	1	0	3	1	1	0	0	0	1	0
T. Phillips	.167	3		6	0	1	0	0	0	0	0	1	2	0	0	0	0	0
G. Concepcion	.143	3		7	0	1	0	1	0	0	0	1	1	0	0	0	0	0
Rice	.125	4		16	0	2	1	0	0	0	1	1	0	0	0	0	0	0
B. Bell	.118	4		17	0	2	0	1	0	0	0	3	0	0	0	0	0	0
Whitt	.091	3		11	0	1	2	0	0	0	1	1	0	0	0	0	0	0
Virgil	.000	3		4	0	0	0	0	0	0	2	0	0	0	0	0	0	0
Walling	.000	1		1	0	0	0	0	0	0	0	1	0	0	0	0	0	0
Fletcher	.000	1		0	0	0	0	0	0	0	0	0	0	0	0	0	0	0
BAT TOTALS	.263			137	13	36	12	4	1	1	18	20	6	0	1	3	1	0

PITCHER	ERA.	GS	GR	CG	Sh	IP	H	R	ER	HR	BB	SO	W	L	SV	RP
Guante	0.00	0	2	0	0	3.3	2	0	0	0	1	3	0	0	0	0
Hesketh	0.00	0	1	0	0	2.3	1	0	0	0	1	0	0	0	0	0
Searage	0.00	0	1	0	0	1.7	0	0	0	0	0	3	0	0	0	0
Camacho	0.00	0	2	0	0	1.3	1	0	0	0	0	0	0	0	0	0
Caudill	0.00	0	2	0	0	1.3	2	0	0	0	2	1	0	0	0	0
Scurry	0.00	0	1	0	0	.3	1	0	0	0	0	1	0	0	0	0
Burris	7.50	1	0	0	0	6.0	7	5	5	3	2	2	0	1	0	0
Stieb	9.58	2	0	0	0	10.3	15	11	11	2	3	11	0	1	0	0
Whitson	13.50	1	0	0	0	4.0	8	6	6	1	1	3	0	1	0	0
W. Hernandez	16.20	0	3	0	0	3.3	8	7	6	3	2	5	0	1	0	0
PIT TOTALS	7.41	4	12	0	0	34.0	45	29	28	9	12	29	0	4	0	0

TML Feedback

- * Strength of leadership still prevails, but as I've stated before, if something must be said to preserve the smooth operation, say it and let the chips fall where they may. (Gatto)
- * TML is the best league going. Keep up the good work. (Rumsey)
- * Why doesn't the TML give out a "Most Paranoid Manager of the Year" award? I'd even settle for taking a "Ms. Lack of Congeniality" placing in such a contest! (Weisman)
- * The sub-.200 batting average rule has to pass to allow the weaker teams to rebuild without having to trade talent for mediocre or limited future "Hole Fillers" - I'm surprised more of you don't see that! (Lay)
- * 1st Class league. Hope to continue for many years. (Gorney)
- * Lack of friendly communication between Managers in Mays Division. I can't figure them out!? Are they painfully shy or just plain rude? (Helsel)
- * Reliability of League operations is biggest asset. Friendships gained over the years are invaluable. (Hetterich)
- * I like it a lot. Mike and Jim do a fine job as Co-Commissioners. I'm really looking ahead to the completion of their lifetime TML statistics project. (Adams)
- * Likes: newsletter. Dislikes: not enough help for weaker teams (i.e. need a new draft procedure). (Marconi)
- * Tom Kopp's rolling dice should be outlawed! (Rogers)
- * Lack of parity. Difficult for weak teams to contend. The draft does not ensure the low teams will get better, only the wealthy teams improve. Same teams keep winning. (Bailey)
- * Likes: Leadership, team owners, promptness. Dislikes: the time lag between end of the season until the draft. (Steinaetz)
- * A great League. I love the Wild Card! (Kopp)
- * No surprises here. I love the League and hate the sealed bid, pot luck Rookie Draft. (Ackley)
- * I'm ashamed to admit it after years of complaining, but I'm beginning to like the TML Draft just the way it is! (Carpenter)
- * Like the other Managers and the stability of the League. Would like to see more done for the bottom teams so franchises could turn around quicker. (Fleming)
- * Same as last year. (Parks)
- * Great League! (Clayman)
- * Gossage and Lefferts with ERAs 2-3 runs over actual ERAs? Come on, do you think their cards were made right? (C. Lentine)
- * Enjoy the League and Managers very much. Would like to see Rookie Draft procedures modified. (Gaige)
- * If it wasn't for the TML, I would most definitely be in the need for medical assistance. (Pittner)
- * Like: the people. Dislike: those who take it too seriously. (Goldberg)
- * Dislikes: newcomers into the League who complain about every little thing, and want to manipulate the League to their own whims. (Vincent)
- * I would like to see Art Albanese put in charge of the League's finances. He's a financial genius and a whiz at investments. Just look at the millions he made off Steve Rogers! (Mayko)
- * Likes: Great Leadership and good, solid friends. Dislikes: late instructions! (Hall)
- * I enjoy the head-to-head competition with the quality individuals that populate the TML. Thank you to Mike & Jim (and those others) who work so hard for us. (Smith)
- * Dislikes: use of "REPLAY." After 6 years, I still am far from convinced this is the best "mouse-trap." Likes: the close knit family feeling between everyone, especially on Draft Day. (F. Lentine)
- * I like everything about the TML. (You'll never see my name on the bottom of this page.) (Albanese)
- * Still a ball! What would you expect me to say. I have my closest friends/relatives in this thing. Mike, thanks for your guidance! Rich, thanks for everything. Bill & Larry, thanks for being Bro' & Idol. (Pertierra)
- * Likes: Joe Cowley hurling 26 K's vs. Buffalo in two starts, while allowing only 1 earned run. Dislikes: Joe Cowley only picking up 1 win for his efforts vs. Buffalo. (Clark)
- * I STILL like Bruce Clark (poor man! Ha! Ha!). Keep up the great work, guys. Thanks for the continued opportunity to participate. I'm truly grateful. (Zuchowski)
- * Great as always, but the lack of trading is a little concern for the League's future. (Alber)
- * League is still run very well, with the best newsletters & info of any league I've ever seen! (Moore)
- * After one year, I find the size to be a little too much; I certainly can't keep track of 20 teams' worth of players. I think we need at least one more up-to-date Roster issued after the beginning of the season. (Klug)
- * What's there not to like? The people are wonderful and know their business. And, we're all having fun! (Schembari)
- * I've really enjoyed the January "Ball-fest" the past 2 years as an Associate, and I'm looking forward to participating as a full-fledged Manager this time (Kegling, anyone?) (Perrotti)
- * First off, thanks! Without all you guys, there would be no TML. Special thanks to Jim for his "co-leadership" and to Rich for all his "priceless" time and effort that he so willingly donates to the League. Dislike: I have always encouraged suggestions and criticisms, but I do ask that when you write (or call), please do so in a "civilized" manner. Remember, I am in this for fun too! Whenever it stops being fun, I will resign. 'Nuff said. Enjoy the Yearbook! (Landin)