



# 1982 YEARBOOK

SEASON 3

Champion

Troy Giants



# Table of Contents

THE MAJOR LEAGUE - 1982 (by Jim Pertierra) .....	1
--	---

Player & Pitcher of the Year .....	3
------------------------------------	---

Final American Association Stats .....	5
--	---

Rookie of the Year Awards .....	11
---------------------------------	----

Final American Association Standings .....	12
--	----

The American Game in Review - 1982 (by Jim Pertierra) .....	13
---	----

## Individual Team Pages:

Addison Arrows (AA) .....	15
---------------------------	----

Akron Atoms (AT) .....	16
------------------------	----

Arkansas Saints (AK) .....	17
----------------------------	----

Augsburg Interceptors (AI) .....	18
----------------------------------	----

Boulder Livingjas (BL) .....	19
------------------------------	----

Bradenton Buckets (BR) .....	20
------------------------------	----

Chicago Bruins (CB) .....	21
---------------------------	----

Cuyahoga Falls Fungos (CF) .....	22
----------------------------------	----

Harbor Beach Hurons (HB) .....	23
--------------------------------	----

Hudson Hornets (HD) .....	24
---------------------------	----

Keflavik Stingray (KS) .....	25
------------------------------	----

L&M Librae (LM) .....	26
-----------------------	----

Pacific Goldeyes (PG) .....	27
-----------------------------	----

Philadelphia Blue Jays (PA) .....	28
-----------------------------------	----

Rhode Island Reds (RI) .....	29
------------------------------	----

Salt River Stompers (SR) .....	30
--------------------------------	----

Sherlock C's (SC) .....	31
-------------------------	----

Shiloh Skyhawks (SH) .....	32
----------------------------	----

Toledo Tomcats (TT) .....	33
---------------------------	----

Wallhaven Offers (WV) .....	34
-----------------------------	----

Stat Key .....	35
----------------	----

Final National Association Standings .....	36
--	----

Troy Giants (TG) .....	37
------------------------	----

Oceanica Cyclones (OC) .....	38
------------------------------	----

All Star Teams .....	66
----------------------	----

American Western Conference Playoff .....	69
---	----

American Global Conference Playoff .....	71
--	----

American Association Championship .....	77
---	----

TML World Series - Troy vs. Cuyahoga Falls .....	81
--	----

TML Feedback .....	85
--------------------	----

*(Cover Design & Yearbook Layout by Mike Landin)*

# The Major League

1982

by Jim Pentienna

TML III proved to be an interesting and exciting experience for all. During the course of the season there were several new Managers enlisted. Joining on for the 1982 campaign were Lowell Baumunk, Don Hines and Rocky Hall's second TML franchise. Given the fact that we are the largest Replay League in existence, it is amazing that only 3 replacements were needed. New Managers starting up for TML IV are Geoff Ackley (giving us two sibling rivalries in the ranks), Les Fleming (returning after a year's hiatus), Tom Kopp (a recent convert to the game) and Chuck Kirkwood swelling the Akron ranks yet one more time.

The purpose for the previous paragraph was to further buttress the reason the TML continues to progress even entering into its fourth campaign - stability. Many is the time that Mike and I have talked both with each other and with you about the future and where we hope the TML will be. We are about to start our fourth year and we have just finished a relatively calm III which also gave us both new blood and new ideas. It looks like the American Association has reached the point where the managerial roster has stabilized and the rivalries are at full bloom. The National Association has had only three franchises change hands in three full seasons and the rivalries (friendly mind you) have started to really take hold.

The TML has gotten to the point where Mike, Larry & I visioned it would be. That point is where the games have really become a secondary issue and the personal relationships that we all have with each other have become the real strength of TML. Anyone who has made the trip to mighty metropolitan Cohoes for the February Free Agent Draft will tell you that the TML will still be holding our interests for a long time. The Draft has become the focal point for the season. We come to the draft looking to get together with old friends even though you might only see those friends just that once a year. Nothing gives me greater satisfaction than to see each of you. The put downs, the practical jokes and now the Bowling tournament have become standard end of winter fare for the TML. As Bill Vincent put it so succinctly - "We're weird".

TML III was the year of Larry Alber's first mail league championship. It was the year when Cuyahoga Falls knocked off mighty Hudson in the American Association and took the Champion Giants down to the last inning in the World Series. It was the year where Tim Raines of Toledo totally dominated the American Association as a rookie. It was the year where Fernando Valenzuela pitched Frank Lentine to his first mail league pennant in 6 years. It was the year where L&M again was bridesmaid in the toughest division in the entire TML. It was the year that Leon Durham was pure magic as was Dennis Lewallyn.

TML III also saw inner movement in the League hierarchy. First Larry Alber stepped down as co-commish then Rich Goldberg took over the entire trading mechanism. That trading mechanism probably led to more controversy than anything else that has happened in the League's history. The trading format was changed completely three different times between December of 1981 and August of 1982. We feel that the trading format is now very workable but the by product of all the manipulations was the involvement of more than the co-commissioners in policy decisions. Mike, Rich and myself solicited a lot of people's opinions on the trading format. I also feel that this posture is another strength of the TML. I think that if there is something that doesn't work, then we should make it work and the collective wisdom is certainly greater than Mike's and mine.

## Continued

Plans are being made right now for career statistics to be published sometime in the foreseeable future. Actually plans were formulated for this during the formative stages of the TML. It may seem far fetched, but we are even tinkering with the idea of a TML Hall of Fame, if you will, using pre set criteria. To some of you, this might seem a little far fetched, but we feel it would be a nice angle. Obviously it might not come to pass until after TML X. (I thought I'd beat Mike to the punch in typing TML X).


In a recent issue of Instant Replay, Rich Goldberg collected thoughts from various individuals on the do's and don'ts of Mail Leagues. From the very beginning, we have tried to avoid the don'ts. When they have been encountered, we have relied with increasing regularity on our built in system of checks and balances, meaning you, the managers. As ever, the 39 managers in the TML is a strong bunch, and getting increasingly stronger. We welcome your comments and suggestions. It has been suggested that I dealt the death blow to a rule proposal last year by coming out in writing against the grounds under which it was suggested. This may be true but I do recognize, as certainly Mike does, the fact that people have legitimate suggestions to put forth. I am a strong proponent of as many things as I am a strong opponent. Perhaps that original suggestion will be put forth in a more viable form in the future. Those who know me know that I do not like to change the game. I prefer to work through Norm Roth to get the changes implemented within the structure of the game and not from the outside. However, we always pass game change proposals through Norm. Several of the changes that have come from Norm in the last couple years have been the direct result of the TML.

The common denominator in all our efforts is for the good of the League. We feel that we have, with a bow to Nite and Ed Laing, the strongest organization in all of Mail Leaguedom and the reason is you and your continued dedication to the TML. Mike Landin has been the rock that the TML has built on. Mike takes a lot of kidding from all of us, and certainly hears a lot of gripes, but his efforts have made us what we are. He insisted from the very beginning that our communications with you should be as timely as possible and they have. I feel that I have inherited Larry's position as "devil's advocate" since his retirement. In important matters, he is always consulted. I enjoy writing about the TML and the unique set of characters that inhabit it's managerial roster. That's my job, to keep it light. Frank Lentine has done a great job with, for him, a minimum of constructive controversy this past season. I know that Frank will get into more pointed areas this season. Tom Kopp looks like he will be a great addition to the staff as he is more directly involved with the American Association. Rich Goldberg has been a calming factor on the entire operation. Rich has handled a difficult and touchy job with his usual great sense of humor (and a few duck calls).

So we now head into TML IV stronger than ever. I wish to thank all of you who have taken the time to write us with your comments and constructive criticisms. Please don't hesitate to make your feelings known on any issue for which you have a strong feeling in either direction. In order for us to continue to prosper we need your continued interest and support.

In closing, thanks to each of you for making four years glide by. I've enjoyed the time and the friendships and I'm sure that Mike, Larry, Frank & Rich feel the same way. Each of you in his own way has touched our lives in a very positive way.

# American




Ⓜ Ⓟ Ⓟ



Cy Young

# National



Ⓜ Ⓟ Ⓟ



Cy Young

MVP	1	2	3	4	5	6	7	8	9	10	TOTAL
T. Raines	16	0	2	0	0	1	0	0	1	0	231
MADLOCK	0	5	2	4	2	1	1	4	3	0	111
K. HERNANDEZ	0	4	2	4	2	1	2	4	2	0	105
G. FOSTER	1	5	0	1	2	2	2	1	0	1	99
GRICH	0	1	2	3	1	3	1	1	2	0	78
DAWSON	1	0	2	0	3	3	1	2	1	2	76
E. MURRAY	1	0	1	2	2	0	0	5	2	1	67
C. JOHNSON	0	3	2	0	0	1	1	0	0	0	52
REMY	1	1	1	1	0	1	0	1	2	2	51
BUCKNER	0	1	0	1	2	0	1	2	0	3	41
SEVER	0	0	2	0	1	0	1	0	1	1	29
LEMON	0	0	1	1	0	0	1	1	1	3	27
CARLTON	0	0	0	1	1	1	1	1	0	0	25
M. MORRIS	0	0	1	1	1	0	0	0	0	0	21
HENDRICK	0	0	1	0	1	0	0	0	0	1	15
FINGERS	0	0	0	1	1	0	0	0	1	0	15
GEDMAN	0	0	0	0	1	0	1	0	1	1	13
Dr. MURPHY	0	0	1	0	0	0	0	1	0	0	11
WINFIELD	0	0	0	0	0	1	0	0	2	2	11
REUSS	0	0	0	0	0	2	0	0	0	0	10
MATTHEWS	0	0	0	0	0	0	2	0	0	0	8
HARGROVE	0	0	0	1	0	0	0	0	0	0	7
R. HENDERSON	0	0	0	1	0	0	0	0	0	0	7
COOPER	0	0	0	0	0	1	0	0	1	0	7
NETTLES	0	0	0	0	1	0	0	0	0	0	6
P. GUERRERO	0	0	0	0	0	1	0	0	0	0	5
G. THOMAS	0	0	0	0	0	1	0	0	0	0	5
M. SCHMIDT	0	0	0	0	0	0	1	0	0	1	5
DURHAM	0	0	0	0	0	0	1	0	0	0	4
HARRAH	0	0	0	0	0	0	1	0	0	0	4
A. HOME	0	0	0	0	0	0	0	1	0	0	3
OGILVIE	0	0	0	0	0	0	0	1	0	0	3
Lon SMITH	0	0	0	0	0	0	0	1	0	0	3
HRABOSKY	0	0	0	0	0	0	0	0	1	0	2
ROSE	0	0	0	0	0	0	0	0	1	0	2
CARTER	0	0	0	0	0	0	0	0	0	1	1

## American Balloting

CY YOUNG	1	2	3	TOTAL
T. Seaver	11	3½	4½	70
CARLTON	1	13½	4½	50
M. MORRIS	6	1	5	38
RYAN	0	2	0	6
FINGERS	1	0	0	5
HRABOSKY	1	0	0	5
REUSS	0	0	2	2
CORBETT	0	0	1	1
HOLLAND	0	0	1	1
McCATTY	0	0	1	1
P. NIEKRO	0	0	1	1

Rookie Tim Raines of the Toledo Tomcats was selected MVP of the American Association by drawing a TML record 16 1st place votes and a TML record 231 total MVP points. At a distant 2nd & 3rd were Bill Madlock and Keith Hernandez, with 111 & 105 points respectively.

Veteran Tom Seaver of the Hudson Hornets was selected Cy Young of the American Association by drawing 11 1st place votes and a total of 70 points. Not too far behind in 2nd place was teammate Steve Carlton with 50 points. Mike Norris, with 6 1st place votes, finished 3rd.

MVP	1	2	3	4	5	6	7	8	9	10	TOTAL
M. Schmidt	12½	6	1	0	0	0	0	0	0	0	229
DURHAM	7½	8	2	2	0	0	0	0	0	0	204
DAWSON	0	2	4	7	0	0	4	1	0	0	118
WINFIELD	0	0	4	2	6	3	0	0	0	1	98
GRICH	0	0	3	1	1	2	2	3	2	0	62
OBERKELL	0	0	1	1	1	4	0	2	1	2	51
G. THOMAS	0	0	2	1	1	2	0	2	2	2	51
RAINES	0	0	1	0	3	0	3	1	2	0	45
K. HERNANDEZ	0	0	0	3	1	0	2	1	1	1	41
E. MURRAY	0	0	0	1	1	1	3	2	0	3	39
D. LEONARD	0	1	1	0	1	1	0	0	0	0	28
G. BRETT	0	0	0	0	1	1	1	3	2	0	28
RYAN	0	1	0	0	0	2	0	0	1	2	23
CORBETT	0	0	0	1	0	1	1	0	0	0	16
VALENZUELA	0	1	0	0	0	0	0	1	1	0	14
EASLER	0	0	1	0	0	1	0	0	0	0	13
COOPER	0	0	0	0	0	1	1	0	2	0	13
FINGERS	0	0	0	0	1	0	0	1	0	1	10
Dr. EVANS	0	0	0	0	1	0	0	0	1	1	9
J. CLARK	0	0	0	0	0	0	1	1	1	0	9
R. HENDERSON	0	0	0	0	1	0	0	0	1	0	8
CAREW	0	0	0	1	0	0	0	0	0	0	7
LANSFORD	0	0	0	0	0	0	1	0	1	1	7
GOSAGE	0	0	0	0	1	0	0	0	0	0	6
SOTO	0	0	0	0	1	0	0	0	0	0	6
K. GIBSON	0	0	0	0	0	1	0	0	0	0	5
ARNAS	0	0	0	0	0	0	1	0	0	1	5
G. FOSTER	0	0	0	0	0	0	0	1	0	0	3
M. WILSON	0	0	0	0	0	0	0	1	0	0	3
R. MAHLER	0	0	0	0	0	0	0	0	1	1	3
J. THOMPSON	0	0	0	0	0	0	0	0	1	0	2
LEWALLYN	0	0	0	0	0	0	0	0	0	1	1
LUZINSKI	0	0	0	0	0	0	0	0	0	1	1
O. SMITH	0	0	0	0	0	0	0	0	0	1	1
SUTTER	0	0	0	0	0	0	0	0	0	1	1

## National Balloting

CY YOUNG	1	2	3	TOTAL
D. Leonard	12	2	1	67
RYAN	3	6	5	38
R. MAHLER	2	6	2	30
VALENZUELA	1	4	3	20
CORBETT	1	1	2	10
SOTO	1	0	1	6
SUTTER	0	1	0	3
FINGERS	0	0	2	2
LEWALLYN	0	0	2	2
BLUE	0	0	1	1
GULLICKSON	0	0	1	1

Mike Schmidt of the TML Champion Troy Giants was selected MVP of the National Association by drawing 12.5 1st place votes and a total of 229 MVP points. Schmidt edged out New York's Leon Durham by only 25 points, in the closest balloting ever! Durham received the remaining 7.5 1st place votes and a total of 204 points. Andre Dawson finished 3rd with a respectable 118 points.

Dennis Leonard, also with the TML Champion Troy Giants, was selected the Cy Young of the National Association by drawing 12 1st place votes and a total of 67 points. In a tight 2nd & 3rd were Nolan Ryan and rookie Rick Mahler with 38 & 30 points respectively.



# American Association

BATTING LEADERS  
(STAT INPUT BY MIKE LANDIN)  
THRU: SERIES 12

12/24/82

## Final

### TOP 20 HITTERS (280 OR MORE AT BATS)

1. REMY	(ADDISON)	.367
2. GEDMAN	(BOULDER)	.359
3. MADLOCK	(SALT RIVER)	.355
4. RAINES	(TOLEDO)	.350
5. M. MAY	(SHERLOCK)	.333
6. BUCKNER	(SHILOH)	.329
7. A. HOWE	(CUYAHOGA)	.324
8. HARGROVE	(HUDSON)	.322
9. T. PENNA	(ADDISON)	.318
10. K. HERNANDEZ	(SHERLOCK)	.315
11. BOWA	(SALT RIVER)	.315
12. GIBSON	(SHERLOCK)	.314
13. MUMPHREY	(PHILADELPHIA)	.313
14. WINFIELD	(AKRON)	.308
15. GRIFFEY	(BRADENTON)	.308
16. SINGLETON	(HUDSON)	.306
17. LEMON	(TOLEDO)	.304
18. ORTA	(BRADENTON)	.304
19. CAREW	(PHILADELPHIA)	.303
20. G. BRETT	(SHILOH)	.303

### DOUBLES

MADLOCK	(SR)	38
BUCKNER	(SH)	36
GEDMAN	(BL)	35
Rupe JONES	(RI)	33
DeCINCES	(PG)	32
G. THOMAS	(SC)	31
FOSTER	(BL)	30
CONCEPCION	(KS)	30
C. COOPER	(CB)	29
MANY TIED WITH		28

### TRIPLES

C. REYNOLDS	(HB)	22
RAINES	(TT)	17
RICHARDS	(LM)	15
M. WILSON	(AT)	14
G. BRETT	(SH)	11
LEMON	(TT)	10
TEMPLETON	(BL)	10
LACY	(BR)	9
OESTER	(CB)	8
BOWA	(SR)	8

### HOMERUNS

C. JOHNSON	(CF)	28
NETTLES	(AT)	24
GRICH	(HD)	23
DAWSON	(LM)	22
HENDRICK	(AI)	22
Ed MURRAY	(BL)	21
LEMON	(TT)	20
FOSTER	(BL)	20
D. KINGMAN	(PA)	20
MANY TIED WITH		19

### RUNS BATTED IN

FOSTER	(BL)	88
OGLIVIE	(BR)	87
DAWSON	(LM)	84
G. THOMAS	(SC)	78
Ed MURRAY	(BL)	75
GRICH	(HD)	73
BUCKNER	(SH)	71
CARTER	(RI)	71
MANY TIED WITH		68
MANY TIED WITH		68

### RUNS

MATTHEWS	(HD)	80
RAINES	(TT)	76
Ed MURRAY	(BL)	74
P. GUERRERO	(AA)	73
LEMON	(TT)	72
HARRAH	(BL)	71
HENDRICK	(AI)	71
DAWSON	(LM)	70
FOSTER	(BL)	70
GRICH	(HD)	67

### HITS

BUCKNER	(SH)	150
BOWA	(SR)	148
ROSE	(PG)	145
K. HERNANDEZ	(SC)	138
HARRAH	(BL)	135
REMY	(AA)	134
RAINES	(TT)	133
WINFIELD	(AT)	133
MADLOCK	(SR)	133
MANY TIED WITH		129

### SLUGGING

RAINES	(TT)	.579
LEMON	(TT)	.569
C. JOHNSON	(CF)	.559
GEDMAN	(BL)	.547
MADLOCK	(SR)	.539
GRICH	(HD)	.508
Ed MURRAY	(BL)	.501
HENDRICK	(AI)	.498
NETTLES	(AT)	.497
GIBSON	(SC)	.495

### RUNS CREATED \*

RAINES	(TT)	101
K. HERNANDEZ	(SC)	89
MADLOCK	(SR)	84
BUCKNER	(SH)	80
WINFIELD	(AT)	80
LEMON	(TT)	79
FOSTER	(BL)	76
P. GUERRERO	(AA)	74
HARRAH	(BL)	72
HENDRICK	(AI)	71

### STOLEN BASES

RAINES	(TT)	75
R. HENDERSON	(TT)	46
O. MORENO	(CB)	36
Rod SCOTT	(CF)	34
DAWSON	(LM)	28
DILLONE	(AA)	28
M. WILSON	(AT)	28
LeFLORE	(RI)	28
Julio CRUZ	(PG)	28
RICHARDS	(LM)	24

### WALKS

K. HERNANDEZ	(SC)	76
Dw. EVANS	(PA)	72
Dw. MURPHY	(CF)	70
MATTHEWS	(HD)	69
J. MORGAN	(SC)	68
R. HENDERSON	(TT)	66
G. THOMAS	(SC)	65
M. SCHMIDT	(HB)	64
KEMP	(PG)	64
MANY TIED WITH		61

### ON-BASE PCT.

REMY	(AA)	.434
K. HERNANDEZ	(SC)	.416
HARGROVE	(HD)	.412
MADLOCK	(SR)	.410
RAINES	(TT)	.409
A. HOWE	(CF)	.397
MATTHEWS	(HD)	.392
J. MORGAN	(SC)	.388
P. GUERRERO	(AA)	.384
GEDMAN	(BL)	.384

### GAME WINNING RBI

GRICH	(HD)	20
FOSTER	(BL)	18
DAWSON	(LM)	16
HENDRICK	(AI)	13
PORTER	(CF)	12
LEMON	(TT)	12
Ed MURRAY	(BL)	12
MANY TIED WITH		11
MANY TIED WITH		11
MANY TIED WITH		11

\* Bill James' <RUNS CREATED> formula from his '1982 BASEBALL ABSTRACT'

\* 5 \*

TB = BUCKNER 225



# American Association

PITCHING LEADERS  
(STAT INPUT BY MIKE LANDIN)  
THRU: SERIES 12

12/24/82

## Final

### TOP 20 PITCHERS (112 OR MORE INNINGS)

1. RYAN	(HUDSON)	1.94
2. HOLLAND	(BOULDER)	2.10
3. REUSS	(CHICAGO)	2.19
4. SEAUER	(HUDSON)	2.25
5. P. NIEKRO	(WALLHAVEN)	2.43
6. GURA	(PACIFIC)	2.53
7. BLYLEVEN	(BOULDER)	2.54
8. WITT	(CUYAHOGA)	2.60
9. CARLTON	(HUDSON)	2.62
10. R. MAHLER	(CUYAHOGA)	2.62

11. D. ALEXANDER	(AUGSBURG)	2.65
12. KNEPPER	(L&M LIBRAE)	2.67
13. McCATTY	(ARKANSAS)	2.67
14. J. NIEKRO	(HARBOR BEACH)	2.73
15. Den LEONARD	(L&M LIBRAE)	2.93
16. EICHELBERGER	(AUGSBURG)	2.93
17. HOOTON	(CUYAHOGA)	2.96
18. BURNS	(CUYAHOGA)	2.99
19. FALCONE	(WALLHAVEN)	3.11
20. M. NORRIS	(SHERLOCK)	3.16

### GAMES

CORBETT	(CF)	53
MINTON	(BL)	52
HUME	(AA)	49
LUCAS	(LM)	48
FINGERS	(HD)	47
HOLLAND	(BL)	46
CAMP	(CB)	44
G. JACKSON	(SR)	44
SAMBITO	(CF)	42
SUTTER	(CB)	42

### COMPLETE GAMES

McCATTY	(AK)	15
STIEB	(HB)	13
Den MARTINEZ	(SR)	12
SEAUER	(HD)	11
Den LEONARD	(LM)	11
J. NIEKRO	(HB)	11
CARLTON	(HD)	10
LANGFORD	(SH)	10
MANY TIED WITH		8
MANY TIED WITH		8

### VICTORIES

CARLTON	(HD)	16
SEAUER	(HD)	16
Den LEONARD	(LM)	14
McCATTY	(AK)	14
M. NORRIS	(SC)	14
BURNS	(CF)	13
SOTO	(TT)	13
PETRY	(TT)	13
MANY TIED WITH		12
MANY TIED WITH		12

### LOSSES

TANANA	(AT)	18
R. MAY	(KS)	16
WILCOX	(PG)	14
STIEB	(HB)	13
G. NELSON	(BR)	12
FLANAGAN	(SR)	12
RUTHVEN	(RI)	12
MANY TIED WITH		11
MANY TIED WITH		11
MANY TIED WITH		11

### INNINGS

Den LEONARD (LM)	206.0
STIEB (HB)	199.3
CARLTON (HD)	199.0
VALENZUELA (TT)	197.0
McCATTY (AK)	192.3
M. NORRIS (SC)	191.0
J. NIEKRO (HB)	188.0
D. ALEXANDER (AI)	187.0
Den MARTINEZ (SR)	185.0
SEAUER (HD)	184.0

### SHUTOUTS

SEAUER	(HD)	6
RYAN	(HD)	5
BURNS	(CF)	4
J. NIEKRO	(HB)	4
R. REUSCHEL	(AA)	4
GURA	(PG)	4
HAAS	(AI)	4
MANY TIED WITH		3
MANY TIED WITH		3
MANY TIED WITH		3

### WALKS

STIEB	(HB)	104
VALENZUELA	(TT)	99
P. VUCKOVICH	(LM)	83
DENNY	(SH)	82
G. NELSON	(BR)	78
CARLTON	(HD)	76
M. NORRIS	(SC)	76
EICHELBERGER	(AI)	73
PETRY	(TT)	68
MORRIS	(LM)	67

### STRIKEOUTS

CARLTON	(HD)	218
VALENZUELA	(TT)	200
SOTO	(TT)	182
RYAN	(HD)	181
GULLICKSON	(CB)	127
HOLLAND	(BL)	119
KRUKOW	(PA)	116
GUIDRY	(KS)	115
T. GRIFFIN	(BR)	113
Den LEONARD	(LM)	109

### PERCENTAGE (11 DECISIONS)

	W-L	PCT.
M. NORRIS (SC)	14- 1	.933
SOLOMON (CF)	10- 2	.833
CARLTON (HD)	16- 4	.800
SEAUER (HD)	16- 4	.800
EICHELBERGER (AI)	12- 3	.800
KNEPPER (LM)	9- 3	.750
HOLLAND (BL)	11- 4	.733
Roy JACKSON (WV)	8- 3	.727
BURNS (CF)	13- 5	.722
P. VUCKOVICH (LM)	10- 4	.714

### RELIEF POINTS

	SV	RP
FINGERS (HD)	20	25
MINTON (BL)	17	22
G. JACKSON (SR)	15	22
LUCAS (LM)	14	21
CORBETT (CF)	16	20
GUISENBERRY (LM)	13	17
J. McLAUGHLIN (TT)	16	17
N. ALLEN (HB)	17	17
ANDERSEN (PA)	9	17
MANY TIED WITH	5	16



# American Assoc. Team Stats

THRU: SERIES 12  
(STAT INPUT BY MIKE LANDIN)

12/24/82

TEAM BAT	PCT.	G	AB	R	H	RBI	2B	3B	HR	SLG.	BB	SO	E	SH	SF	SB	CS	DP
(TT) TOLEDO	.280	112	3969	563	1111	540	158	48	87	.410	416	506	92	40	42	178	46	74
(BL) BOULDER	.277	112	3918	529	1084	506	232	27	85	.415	326	447	62	33	34	77	46	59
(CB) CHICAGO	.272	112	3866	492	1051	471	165	28	76	.388	319	495	98	7	31	68	44	101
(SR) SALT RIVER	.270	112	3896	465	1053	448	227	17	71	.392	328	422	54	14	24	61	34	85
(SC) SHERLOCK	.270	112	3894	499	1051	476	165	26	95	.399	419	511	61	19	37	98	42	82
(AA) ADDISON	.269	112	3892	451	1048	432	136	27	52	.358	398	478	88	14	37	92	42	84
(SH) SHILOH	.269	112	3924	458	1054	439	193	25	80	.392	252	471	81	5	25	57	44	84
(PG) PACIFIC	.263	112	3935	422	1034	408	163	19	74	.370	394	521	69	39	23	60	28	75
(HD) HUDSON	.262	112	3888	489	1020	469	150	19	75	.369	408	506	65	15	39	73	36	64
(AI) AUGSBURG	.262	112	3873	438	1013	424	166	25	83	.382	315	459	96	23	32	52	38	95
(CF) CUYAHOGA	.261	112	3894	516	1018	495	149	30	110	.400	371	627	75	21	37	71	32	61
(LM) L&M LIBRAE	.257	112	3931	514	1009	489	169	38	95	.392	417	540	66	10	33	102	33	101
(AT) AKRON	.255	112	3841	434	981	433	143	26	109	.391	337	517	100	25	29	78	34	89
(WV) WALLHAVEN	.255	112	3914	468	997	438	130	19	97	.372	396	693	85	7	32	82	41	69
(PA) PHILADELPHIA	.253	112	3809	424	962	406	130	25	84	.366	414	621	106	29	26	78	37	83
(KS) KEFLAVIK	.252	112	3864	316	975	304	167	23	57	.352	261	569	72	15	27	57	61	92
(BR) BRADENTON	.252	112	3858	429	972	413	178	31	60	.361	271	483	62	18	25	72	25	74
(RI) RHODE ISLAND	.249	112	3857	375	960	363	176	21	49	.344	292	489	74	15	28	63	35	85
(AK) ARKANSAS	.245	112	3815	388	935	369	160	30	60	.350	319	581	87	44	19	70	32	87
(HB) HARBOR BEACH	.245	112	3824	425	936	414	130	42	78	.362	353	494	80	13	17	47	32	86
	.261		77662		20264		3287		1577		7006		1573		597		762	
		112		9095		8737		546		.378		10430		406		1536		1630

TEAM PIT	ERA.	GS	GR	CG	SH	IP	H	R	ER	HR	BB	SO	SU	RP
(HD) HUDSON	2.61	112	128	38	15	1021.3	815	324	296	80	352	756	34	52
(CF) CUYAHOGA	2.69	112	187	23	14	1024.0	876	345	306	58	336	503	38	59
(BL) BOULDER	2.98	112	177	15	10	1008.0	894	367	334	57	338	588	34	56
(AI) AUGSBURG	3.16	112	116	26	13	1018.3	991	384	358	73	356	538	29	45
(LM) L&M LIBRAE	3.30	112	132	31	9	1025.7	973	399	376	77	364	539	30	51
(SC) SHERLOCK	3.48	112	165	22	7	1010.0	939	414	391	89	376	485	27	43
(SR) SALT RIVER	3.55	112	162	25	8	999.3	1067	431	394	59	343	436	28	44
(WV) WALLHAVEN	3.55	112	194	16	6	1018.0	941	436	402	97	353	482	22	55
(TT) TOLEDO	3.58	112	168	23	9	1018.7	918	441	405	88	450	771	34	47
(CB) CHICAGO	3.66	112	159	18	7	996.0	1049	457	405	66	308	464	25	35
(PG) PACIFIC	3.79	112	182	14	7	1010.0	1094	469	425	80	267	414	17	35
(HB) HARBOR BEACH	3.80	112	104	42	10	1010.0	1020	464	426	55	357	435	25	29
(AK) ARKANSAS	3.88	112	129	33	7	1010.7	1053	499	436	79	356	465	16	23
(AA) ADDISON	4.14	112	223	9	6	996.7	1101	502	458	75	346	433	19	39
(KS) KEFLAVIK	4.29	112	140	15	2	1005.0	1098	508	479	89	346	604	17	30
(PA) PHILADELPHIA	4.33	112	170	17	4	996.0	1067	518	479	91	368	543	25	41
(RI) RHODE ISLAND	4.34	112	146	18	2	999.3	1119	514	482	88	347	514	20	35
(SH) SHILOH	4.41	112	130	33	8	994.3	1105	530	487	75	331	470	20	30
(BR) BRADENTON	4.53	112	145	25	8	992.3	987	524	499	109	398	516	17	27
(AT) AKRON	4.56	112	184	12	1	990.0	1157	569	502	92	314	474	19	30
	3.73		3141		153		20264		8340		7006		496	
		112		455		20143.7		9095		1577		10430		806

## EXTRA-INNING GAMES

CUYAHOGA	10-2	.833
AUGSBURG	10-3	.769
PACIFIC	10-6	.625
L&M LIBRAE	10-6	.625
WALLHAVEN	8-6	.571
ADDISON	8-6	.571
BOULDER	6-5	.545
TOLEDO	6-5	.545
CHICAGO	6-5	.545
KEFLAVIK	6-6	.500
SALT RIVER	5-5	.500
SHILOH	4-4	.500
AKRON	4-5	.444
SHERLOCK	4-6	.400
ARKANSAS	4-6	.400
BRADENTON	3-7	.300
HUDSON	4-10	.286
HARBOR BEACH	3-8	.273
RHODE ISLAND	2-6	.250
PHILADELPHIA	2-8	.200
	115-115	

## 1-RUN GAMES


AUGSBURG	29-15	.659
L&M LIBRAE	27-14	.659
CUYAHOGA	14-8	.636
HUDSON	22-13	.629
RHODE ISLAND	24-19	.558
TOLEDO	28-17	.541
PACIFIC	24-21	.533
PHILADELPHIA	22-20	.524
AKRON	13-12	.520
WALLHAVEN	21-21	.500
HARBOR BEACH	16-18	.471
CHICAGO	14-16	.467
SALT RIVER	16-19	.457
SHILOH	16-19	.457
BRADENTON	16-20	.444
KEFLAVIK	21-28	.429
BOULDER	18-24	.429
ARKANSAS	15-22	.405
ADDISON	12-22	.353
SHERLOCK	13-25	.342
	373-373	

## WERE SHUTOUT

RHODE ISLAND	14
KEFLAVIK	11
ARKANSAS	10
SHERLOCK	9
SHILOH	9
BRADENTON	9
AKRON	9
AUGSBURG	8
PACIFIC	8
HUDSON	8
HARBOR BEACH	8
ADDISON	8
SALT RIVER	7
L&M LIBRAE	7
CHICAGO	7
PHILADELPHIA	6
CUYAHOGA	5
BOULDER	4
TOLEDO	3
WALLHAVEN	3
	153


## WINNING (LOSING) STREAKS

L&M LIBRAE	16 (7)
HUDSON	11 (3)
TOLEDO	10 (5)
SHERLOCK	8 (7)
SALT RIVER	8 (5)
CUYAHOGA	8 (5)
HARBOR BEACH	8 (6)
AUGSBURG	7 (4)
BOULDER	7 (3)
SHILOH	7 (9)
BRADENTON	7 (11)
PACIFIC	6 (7)
PHILADELPHIA	6 (8)
CHICAGO	6 (8)
WALLHAVEN	5 (4)
RHODE ISLAND	4 (8)
AKRON	4 (9)
KEFLAVIK	3 (10)
ARKANSAS	3 (9)
ADDISON	3 (6)
	16 (11)



AMERICAN ASSOCIATION  
ROOKIE PLAYER OF YEAR

.350 RBI-66 R-76  
2B-20 3B-17 HR-11  
Slg. .579 SB-75



AMERICAN ASSOCIATION  
ROOKIE PITCHER OF YEAR


11-8 3.52  
GS-25 CG-8 Sho-3  
IP-197 SO-200

# 1982



NATIONAL ASSOCIATION  
ROOKIE PLAYER OF YEAR

.292 RBI-27 R-77  
2B-13 3B-5 HR-3  
SB-97



NATIONAL ASSOCIATION  
ROOKIE PITCHER OF YEAR

15-5 2.87  
GS-25 CG-15 Sho-3  
IP-213 SO-243

# AMERICAN

## 1982 FINAL STANDINGS

### Western

KOUFAX				MUSIAL			
	W - L	PCT.	GB		W - L	PCT.	GB
AUGSBURG	68- 44	.607	--	BOULDER	69- 43	.616	--
SHERLOCK	63- 49	.563	5	SALT RIVER	59- 53	.527	10
PACIFIC	48- 64	.429	20	SHILOH	52- 60	.464	17
PHILADELPHIA	48- 64	.429	20	RHODE ISLAND	44- 68	.393	25
KEFLAVIK	36- 76	.321	32	ARKANSAS	42- 70	.375	27

### Global

MAYS				BANKS			
	W - L	PCT.	GB		W - L	PCT.	GB
CUYAHOGA	77- 35	.688	--	CHICAGO	59- 53	.527	--
HUDSON	75- 37	.670	2	HARBOR BEACH	51- 61	.453	8
L&M LIBRAE	73- 39	.652	4	ADDISON	45- 67	.402	14
TOLEDO	66- 46	.589	11	BRADENTON	44- 68	.393	15
WALLHAVEN	60- 52	.536	17	AKRON	41- 71	.366	18

### 1982 American Playoff Results

BOULDER defeated AUGSBURG 4 games to 1 to take the Western Conference Title

CUYAHOGA defeated CHICAGO 4 games to 1 to take the Global Conference Title

CUYAHOGA defeated BOULDER 4 games to 1 to take the American Association Pennant

# American '82 - A Review

By Jim Pertierra

Make no mistake about it, the American Association had one hell of a year in 1982. Possibly the four best franchises on paper competed in the Mays Division with three of them lasting right to the bitter end. It was a year where Bob Lay's Cuyahoga Falls Fungoes did a dance of death in the Mays Division catching fire at precisely the right moment, to unseat last year's American Association Champion Hudson at the wire. It was a year where it looked for awhile like there would be no team in the Banks ever to inch their heads over the .500 level. It was a year where Boulder did the unprecedented and won a third straight divisional title and Carl Carpenter's Sherlock squad just missed the same. All in all, a lot of action.

Toledo started the year plucking the two plumbs of the Rookie Draft in Tim Raines and Fernando Valenzuela for \$502,000. They proved not to help in the long run. Properly worded, they did help, but not to the title. Raines was a hands down choice as both Rookie of the Year and Most Valuable Player in the American - unprecedented. As the season approached, Ed Laing pulled off the coup d'etat in landing a pitching staff beyond belief to make him a strong contender in the Mays. Boulder looked to be a solid repeater and my money was on Sherlock and Chicago for the last two playoff spots.

Boulder netted both Player and Pitcher of the series in #1 in Toby Harrah and Don Sutton and they jumped to a lead they never relinquished. In fact, all the eventual Division winners were in place at the end of series 1. Managerial casualties took their toll in the American as Bob Wood, Bob Moore and Barry Silvey were lost during the course of the season. First year American Managers were Joe Steirmetz and Red Merchant.

We all had to live with the abbreviated schedule this year and it definitely hurt L&M. Dallas, for the second straight year, never got out of the blocks and, for the second straight year, came charging at the end to just fall short.

Rich Gedman of Boulder led the batting race the entire year and only gave up the top spot in the next to last series first to Bill Madlock of Salt River and then to eventual champion Jerry Remy of Addison. Big Cliff Johnson of Cuyahoga Falls did some early blasting and won the homerun championship over surprising Graig Nettles of Akron.

Perhaps it was because Mike Schmidt and Leon Durham did so well in the National Association, but their lack of anything in the American really doused Harbor Beach all season. The Banks Division was mutilated by the Mays Division in series 3-5 and there was hot money all over the League that there wouldn't be a Banks Division team over .500. Chicago spun a magic web after the Summer Stretch to emerge the eventual champion but odds are that John Gatto was not too happy with the crown. His fine pitching staff did not perform and both Cecil Cooper and Buddy Bell were disappointments. Just before the Stretch both Akron and Harbor Beach were knotted up for the basement, playing .375 ball and only 4 games out of the top.



## American Continued

Augsburg was threatened by only one team all season and that was Sherlock. Glenn Bailey's Pacific team found themselves winning at home much to Glenn's amazement, but couldn't sustain the pace over the whole season. I know that Glenn was probably the most surprised manager in the American over his team's early fortunes. The also rans in the League did make life difficult as Arkansas, Keflavik, Philadelphia, Rhode Island and Salt River constantly were thorns in the sides of the big boys.

Chicago and Boulder had pretty much settled things by the time the last series of the year rolled around, but third place L&M was sitting 8 games in back of pace setter Cuyahoga and Hudson was only a mere 3. Sherlock had moved dead even with Augsburg and had to go to Germany for the final confrontation. Cuyahoga brilliantly held off all comers and won by a scant 2, prevailing in the toughest divisional race since Boulder and Hurricane went to the mats in a playoff in 1980. Augsburg blitzed Sherlock on the home turf at the end and won by 5. As I said, a monumental race.

The playoffs are covered elsewhere and have been detailed in the Summer Stretch so I won't be repetitious. Tim Raines had the outstanding season in the American. He was in the top 5 in batting, triples, runs, and on base percentage and led the league in slugging, runs created and stolen bases. He was a hands down all everything in the American. Raines, Madlock, Gedman and Remy all hit over .350 in what turned out to be a hitters year. Bradenton's Ben Oglivie, L&M's Andre Dawson and Boulder's George Foster knocked in over 80 runs in 112 games which is significant production. Raines created 101 runs in the shortened season which is again a feat.

Nolan Ryan, Steve Carlton and Tom Seaver of Hudson led the pitching parade in the American. Carlton and Seaver each won 16 times, Carlton struck out 218 batters and Ryan led the League in e.r.a with 1.94. So not all the achievements were solely offensive.

As the season ended, the American Association welcomed Chuck Kirkwood, Geoff Ackley, Tom Kopp and Rocky Hall as new members. These four will strengthen the American with their enthusiasm. The new additions caused some divisional shuffling and the races seem to be shaping up as wars again for 1983.

Before I leave I will say that it appears that Bill Parks has put together a probable T.M.L. Champion in Toledo for TML IV. But the games still have to be played and, as my worthy idol Larry Alber has said, "You can't beat dice."

Tom Kopp now takes over the reigns that I've assumed for the last three years as American Association reporter. He's one of your own and will treat you very well. I thank each and every one of you for the help, notes, cooperation and patience that you've extended to me over the last three years as your interloper. I've enjoyed it and enjoyed you more. The best of luck to all American Association managers in 1983 and, as a National Association manager, I hope that we might finally prevail in the damned all star game.

Thanks!

# ADDISON Arrows

Manager: Tim Muledy (Denise)

Age: 33 Occupation: Mailman

## Biographical Sketch

I was born in Chicago. I've lived in the suburbs since I was about 5 years old. After high school, I went to DePaul for a year before two years in the Army. I've been married for 3½ years now. We have a daughter, who just had her first birthday! (Anyone want to see her picture?!)

## 1982 Season Story

The expectations for the '82 Arrows were not too high and they played up (down?) to them. There was quite a house cleaning prior to opening day. Departing were such stalwarts as Ted Simmons, Ken Singleton, Richie Zisk, and Dave Winfield. Replacing them were some youngsters like Pedro Guerrero and Paul Molitor, to name two. Guerrero led the team in HR, 2B, R, slugging, BB, and was the team MVP. Another newcomer, Dusty Baker, supplied more punch to the lineup. Jerry Remy hit well all year, but really came on at the end of the season to win the American batting title! Rookie Tony Pena showed some real promise, hitting .318, and displaying a great arm! He has to get some support for Rookie of the Year! Pitching was the Arrows downfall once again in '82.

TEAM MVP: Pedro Guerrero

Most Unexp. Perf: Jerry Remy

AB	PLAYER	PCT.	G	GU	AB	R	H	RB	2B	3B	HR	SLG.	BB	SO	E	SH	SF	SB	CS	WH	DEF DP:	84.
C	SQUIRES	.308	83	27	288	22	82	22	8	0	0	.338	21	13	9	0	1	3	0	2	PIT ERR:	2
	REMY	*.387	95	3	383	46	134	34	9	6	0	.425	43	34	10	2	4	9	0	4		
	DeJESUS	.184	110	2	321	28	59	20	8	4	0	.227	34	42	23	7	0	7	9	0		
C	BROOKINGS	.240	55	47	179	16	43	22	7	1	4	.358	8	31	2	3	4	0	0	3		
C	LEZCANO	.259	81	13	274	39	71	40	15	1	7	.398	45	53	3	0	1	0	0	6		
	D. BAKER	.293	108	0	441	53	129	63	17	1	8	.390	28	48	4	0	8	14	5	9		
	P. GUERRERO	.303	104	0	400	73	121	81	23	2	15	.483	53	61	2	0	3	5	3	7		
C	T. PENA	.318	78	25	288	25	91	34	18	0	2	.395	12	30	4	0	3	4	5	2		
C	DILONE	.298	71	33	288	45	88	15	5	6	0	.358	21	40	0	1	0	28	10	3		
C	M. GROSS	.188	78	27	238	22	45	35	7	0	7	.307	41	30	6	0	5	1	3	3		
C	MOLITOR	.212	81	45	179	14	38	15	6	0	0	.248	20	21	3	0	0	9	4	0		
B	MORELAND	.287	58	48	178	18	47	28	2	0	5	.384	12	12	6	0	5	0	1	4		
B	BLACKMELL	.203	45	81	143	10	29	17	7	4	3	.371	14	23	9	0	0	1	0	0		
A	WAGNER	.247	34	78	97	10	24	9	2	0	1	.298	8	14	0	0	0	0	1	1		
	A. GRIFFIN	.158	18	94	19	1	3	1	1	0	0	.211	1	1	2	1	0	0	0	0		
B	BUTLER	.210	63	33	195	30	41	11	5	2	0	.258	35	22	3	0	1	11	1	1		
B	MONEY	.238	7	105	21	1	5	5	0	0	0	.238	2	2	0	0	2	0	0	0		
A	ROMERO	.000	2	110	1	0	0	0	0	0	0	.000	0	0	0	0	0	0	0	0		

BAT TOTALS .288 112 XX 3882 451 1048 432 138 27 52 .358 398 478 88 14 37 32 42 45

GS/GR	PITCHER	ERA.	W	L	PCT.	SV	RP	QS	GR	CG	SH	IP	H	R	ER	HR	BB	SO
13/ 0	R. REUSCHEL	3.58	8	11	.421	0	0	24	1	5	4	161.7	177	89	64	8	33	77
19/ 4	ARROYO	4.64	6	6	.500	0	0	19	4	2	1	104.7	140	64	34	7	27	37
18/ 2	TROUT	5.06	2	8	.200	0	0	18	2	0	0	101.3	131	57	57	11	42	42
	STONE	6.00	2	5	.288	0	0	15	2	1	0	78.0	92	54	52	4	39	29
	BERENGUER	5.71	2	4	.333	0	0	6	1	1	1	34.7	37	28	22	5	18	13
0/51	HUME	2.88	2	3	.400	9	11	0	48	0	0	63.0	60	21	20	7	18	24
0/42	HAGSLER	5.05	5	4	.558	0	5	0	38	0	0	57.0	64	37	32	7	29	38
0/32	BURGMEIER	4.30	7	4	.638	3	10	0	30	0	0	44.0	48	22	21	2	9	14
0/30	EASTWICK	2.27	1	1	.500	6	7	0	30	0	0	38.7	42	13	10	0	7	15
0/27	TOSIK	1.48	4	2	.667	1	5	0	28	0	0	79.0	48	14	13	6	36	34
7/ 0	ALLARD	3.96	0	3	.000	0	0	7	0	0	0	38.7	58	20	17	2	9	15
	J. CURTIS	4.30	5	9	.357	0	0	19	4	0	0	119.3	120	60	57	13	50	51
1/39	Lee SMITH	5.40	0	5	.000	0	0	1	25	0	0	48.7	57	29	28	2	22	39
1/ 9	B. SMITH	3.20	1	1	.500	0	1	1	9	0	0	19.7	18	8	7	2	5	3
2/33	PROLY	3.88	0	1	.000	0	0	2	0	0	0	9.3	13	6	4	1	2	2

PIT TOTALS 4.14 45 87 .402 19 38 112 223 9 8 998.7 1101 502 458 75 348 433

# AKRON Atoms

1983 TEAM NAME CHANGE

Manager: Rocky M. Hall (Alfreda)

MOREHEAD EAGLES

Age: 26 Occupation: Juvenile Counselor

## Biographical Sketch

Always have been and will forever be just a simple country boy. I grew up listening to the "Big Red Machine" of the 70's. I graduated from Morehead State University in 1978 with a B.A. in Sociology. I work at Woodsbend Boys Camp, a state institution for Juvenile Delinquents. Have been married for almost 6 years and have two children, Mary Rochelle and Randy Joe. Hopefully, Joe will one day replace Ozzie Smith at shortstop!

## 1982 Season Story

What can be said of a bunch of misfits and old men, that this past season, wore the uniforms of the Akron Atoms? With a few exceptions, all were a bunch of losers! If not for Winfield, Nettles, & Stargell, there would have been NO offense. Pitching was non-existent past Woodie Fryman. The team underwent three (3) ownership changes during the past season and has settled here in Morehead, KY. A massive trading spree is underway, with two goals in mind. First, to trade EVERYONE that began last year on the AT roster and secondly, to start a 3-year rebuilding program. A move to the tough Mays Division has taken place. Hopefully, the team will soon be stocked with good young players, to enable a future goal of meeting cross-Association rival Woodsbend, to be possible!

TEAM MVP: Dave Winfield

Most Unexp. Perf: Graig Nettles

AB	PLAYER	PCT.	G	GU	AB	R	H	RSI	2B	3B	HR	SLG.	BB	SO	E	SH	SF	SB	CS	WH	DEF DP:	89
C	Ken JACKSON	.271	84	23	288	34	78	37	20	1	8	.431	23	34	8	0	2	5	2	7	PIT ERR: 2	
	HILLS	.244	105	2	406	40	98	37	8	2	4	.303	40	48	15	5	4	14	8	2		
C	D. THOMAS	.247	93	8	287	32	71	28	5	0	5	.317	28	25	15	*14	6	9	3	4		
	NETTLES	.279	108	0	380	58	108	57	5	3	24	.487	61	51	15	0	2	0	2	4		
	WINFIELD	.308	110	0	432	58	133	58	21	2	17	.484	47	46	5	0	3	6	1	7		
	M. WILSON	.238	102	-2	419	50	100	31	12	14	5	.370	22	81	8	0	0	28	9	1		
C	PARKER	.233	82	6	298	32	68	37	15	0	9	.375	18	33	8	0	5	7	1	4		
B	WHITT	.230	87	40	198	14	45	18	7	0	1	.281	17	30	4	3	1	5	4	1		
C	THORNTON	.227	85	33	218	17	48	30	10	0	8	.384	18	38	5	0	4	3	0	3		
B	PINIELLA	.288	62	35	203	20	58	17	14	0	5	.429	14	15	1	0	0	0	0	0		
B	J. WHITE	.178	23	88	51	8	9	7	0	1	2	.333	5	4	2	3	0	1	0	0		
A	M. PATTERSON	.282	23	85	42	7	11	3	0	3	1	.478	1	12	0	0	0	0	0	2		
B	FOOTE	.203	68	38	207	24	42	28	4	0	14	.425	15	38	2	0	0	0	0	3		
A	B. EVANS	.325	48	82	83	13	27	12	6	0	0	.388	8	13	4	0	1	0	3	1		
A	BONNER	.245	28	78	48	5	12	0	1	0	0	.285	3	7	5	0	0	0	0	0		
A	STARGELL	.330	42	95	112	11	37	12	11	0	0	.429	12	18	1	0	1	0	0	0		
A	JOHNSTONE	.167	2	110	6	0	1	0	0	0	0	.167	0	2	0	0	0	0	0	0		
BAT TOTALS		.255	112	XX	3841	434	981	433	143	28	109	.391	337	517	100	25	29	78	34	41		

GS/GR	PITCHER	ERA.	W - L	PCT.	SU	RP	GS	GR	CG	SH	IP	H	R	ER	HR	BB	SO
21/ 1	BURRIS	4.25	8 - 7	.482	0	0	21	0	5	0	137.7	144	68	65	11	29	53
23/ 1	TANANA	6.88	3 *18	.143	0	0	23	1	3	0	128.7	183	*103	*97	25	33	71
18/11	KOOSMAN	3.46	5 - 8	.385	1	1	18	10	0	0	104.0	120	52	40	9	24	72
18/ 2	SIL MARTINEZ	5.74	2 - 5	.288	0	0	8	0	0	0	42.3	66	33	27	3	17	16
11/17	SHIRLEY	5.14	2 - 2	.500	0	0	4	1	0	0	28.0	28	17	16	1	17	13
0/41	S. HOME	3.58	4 - 4	.500	8	12	0	40	0	0	60.3	68	27	24	1	14	35
1/40	KAAT	5.43	1 - 4	.200	0	1	1	30	0	0	54.7	68	35	33	1	16	15
0/35	FRYMAN	1.67	3 - 3	.500	10	13	0	33	0	0	37.7	32	11	7	1	12	15
0/18	FRAZIER	4.28	2 - 2	.500	0	2	0	13	0	0	27.3	21	13	13	1	9	12
4/13	J. WRIGHT	6.84	1 - 3	.250	0	0	4	8	0	0	39.3	58	31	29	3	21	20
8/18	GOLTZ	3.64	3 - 2	.600	0	0	8	8	0	0	71.7	79	32	29	5	29	42
	JENKINS	3.98	8 - 6	.500	0	0	18	3	3	1	122.7	138	67	54	15	31	54
8/ 5	G. JONES	3.91	3 - 4	.429	0	1	8	2	1	0	53.0	62	28	23	1	29	29
	BAIR	4.80	0 - 1	.000	0	0	0	28	0	0	45.0	50	27	24	7	18	18
	Jay HOMELL	4.78	0 - 2	.000	0	0	3	9	0	0	39.7	43	24	21	7	17	9
	(STAT ERROR)	0.00	0 - 0	.000	0	0	0	0	0	0	0.0	0	0	0	1	-2	0
PIT TOTALS		4.58	41 - 71	.368	19	30	112	184	12	1	990.0	1157	568	502	92	314	474

# ARKANSAS Saints

1983 TEAM NAME CHANGE

ROCKFORD RADAR

Manager: Tom Kopp (Regina)

Age: 24 Occupation: Meteorologist

## Biographical Sketch

Born and raised in Elmhurst, IL (a suburb of Chicago). I now reside near Albany, NY, where I am a graduate student at the State University at Albany. I also am a part-time radio Meteorologist. Have been an APBA Fan for over 10 years, just recently turned on to REPLAY. My wife is from Rockford, IL; hence the team name. She's the GM, but I make all the decisions. It works out well. Looking forward to my first season! I am also looking forward to writing "The American Game."

## 1982 Season Story

Despite good seasons by McCatty and Bernazard, the Saints floundered in the cellar for the 2nd straight year. A change of scenery is long overdue. Needless to say, it will take time for this ballclub to change its ways. Players like Rogers and Ward may take the team out of the cellar this coming season and hopefully a few good drafts in the near future can turn this team into a winner. LOOK OUT IN '98!

TEAM MVP: McCatty

Most Unexp. Perf: ???

AB	PLAYER	PCT.	G	GU	AB	R	H	BI	2B	3B	HR	SLG	BB	SO	E	SH	SF	SB	CS	WH	DEF DP:	87
C	MAYBERRY	.313	78	27	211	32	68	30	4	1	13	.528	29	38	4	0	0	0	1	2	PIT ERR:	3
B	BERNAZARD	.298	108	8	422	50	125	34	20	5	3	.388	38	64	16	6	0	2	2	4		
B	MILBOURNE	.338	40	69	148	23	50	13	10	2	0	.432	9	11	8	4	0	2	0	1		
	KNIGHT	.262	109	3	397	38	104	45	25	2	8	.390	41	62	13	3	2	2	3	7		
C	LINARES	.283	58	52	212	28	80	48	5	4	12	.514	5	22	2	0	1	3	1	6		
C	WARD	.234	71	30	244	31	57	23	9	8	2	.344	28	38	3	0	3	7	3	5		
	MAZZILLI	.218	85	11	293	38	64	27	11	5	6	.352	31	45	4	0	4	13	2	2		
	WATHAN	.229	90	17	278	18	68	23	11	1	3	.319	17	28	4	2	3	7	8	2		
C	McBRIDE	.258	58	58	184	13	42	17	14	0	1	.380	9	11	0	0	0	2	0	0		
C	NEWMAN	.275	74	33	225	19	63	25	15	0	2	.387	8	29	4	0	2	0	0	3		
C	SIMPSON	.238	58	45	168	14	40	17	7	1	1	.310	8	26	2	3	1	7	4	0		
B	SHALLEY	.204	33	62	98	13	20	4	3	0	2	.298	13	14	6	0	0	0	0	0		
B	BABITT	.215	25	81	79	8	17	6	1	2	0	.278	5	5	2	0	0	2	1	0		
C	NARRON	.234	47	59	154	7	38	7	3	0	0	.253	8	22	0	0	0	0	0	1		
B	GERONIMO	.243	42	68	103	9	25	7	0	1	1	.291	7	12	1	1	0	4	2	2		
B	BOSLEY	.200	15	97	50	4	10	2	2	0	0	.240	3	7	1	0	0	2	0	1		
B	NORTH	.208	34	72	72	8	15	5	5	0	1	.319	19	13	1	2	1	14	3	0		
B	J. ANDERSON	.221	38	74	122	13	27	16	8	0	3	.344	15	24	8	0	0	2	1	2		
B	O'BERRY	.058	15	98	38	1	2	0	0	0	0	.058	4	9	1	0	0	0	0	0		
B	UPSHAM	.205	23	87	78	6	18	9	1	0	3	.333	8	10	1	0	0	0	2	0		
A	Lee MAY	.167	9	98	24	3	4	2	3	0	0	.292	4	4	1	0	0	0	0	0		
A	IVIE	.118	7	104	17	0	2	1	0	0	0	.118	0	4	1	0	0	0	0	0		
A	ROYSTER	.038	8	103	28	1	1	0	0	0	0	.038	0	9	3	2	0	1	1	0		
A	TRACY	.000	3	107	3	0	0	0	0	0	0	.000	2	1	0	0	0	0	0	0		
	PITCHERS	.123	72	40	187	11	23	8	5	0	1	.168	10	79	0	21	2	0	0	0		
	BAT TOTALS	.245	112	XX	3815	388	935	388	160	30	60	.350	319	581	87	44	19	70	32	38		

GS/GR	PITCHER	ERA	W	L	PCT.	SV	RP	GS	GR	CG	SH	IP	H	R	ER	HR	BB	SO
22/0	McCATTY	2.67	14	8	.700	0	0	22	0	*15	3	192.3	136	59	57	14	63	91
22/0	ROGERS	3.38	7	11	.388	0	0	22	0	8	1	170.7	189	88	64	3	58	72
18/0	WISE	4.45	2	7	.222	0	0	18	0	3	1	117.3	139	72	58	14	23	40
15/7	RENKO	3.19	5	8	.385	2	2	15	7	4	2	118.7	127	48	42	7	45	55
14/5	RIPLEY	5.06	2	8	.200	2	2	11	8	1	0	78.3	102	50	44	9	28	39
0/39	REED	3.28	5	4	.558	6	11	0	39	0	0	60.7	58	24	22	6	10	28
	MOSKAU	4.52	2	8	.250	4	6	0	40	0	0	63.7	68	34	32	7	30	30
	CLEVELAND	4.80	0	5	.000	2	2	0	31	0	0	43.0	49	24	22	4	25	20
	SLATON	5.23	2	5	.286	0	0	7	4	2	0	53.3	55	31	31	3	28	21
22/0	WHITSON	5.11	3	10	.231	0	0	17	0	2	0	112.7	130	69	64	12	49	68
	<STAT ERROR>	0.00	0	0	.000	0	0	0	0	0	0	0.0	0	0	0	0	1	0

PIT TOTALS 3.88 42 70 .375 16 23 112 129 33 7 1010.7 1053 499 436 79 358 465



# AUGSBURG Interceptors

1983 TEAM NAME CHANGE

SOMERSET STORM

Manager: Geoff Ackley

Age: 17 Occupation: Student

KOUFAX DIVISION CHAMPION

## Biographical Sketch

Beginning my first year of college next year at a local community college. I have been an umpire for three years and enjoy it. I became interested in APBA and later REPLAY through my brother, Tim, who manages the Salt River Stompers. I am grateful to him and hope he has as good a season as I hope to have. The thought of building a team excites me and I believe I have good talent to work with.

## 1982 Season Story

This team performed much better than predicted, winning the Koufax Division by edging out SC in a 5-1 home Series 12 win! Manager Red "Magic" Merchant worked wonders with this team, getting great production from Hendrick, Putnam, & Youngblood. Juan Eichelberger(12-3, 2.93) was the ACE of the staff, with Ron Davis, Don Aase, and Mark Clear combining for 12-9-26 out of the bullpen. Boulder brought this team back to earth in the Western Playoff. New Manager Geoff Ackley has his work cut out for him in re-building this team back into a winner.

TEAM MVP: R. Merchant

Most Unexp. Perf: J. Eichelberger

AB	PLAYER	PCT.	G	OU	AB	R	H	RB	2B	3B	HR	SLG.	BB	SO	E	SH	SF	SB	CS	WH	DEF	DP	95
	PUTNAM	.288	90	13	339	28	97	53	13	3	11	.440	11	39	11	2	4	1	1	4			
	BONILLA	.284	79	23	345	27	91	29	10	2	2	.322	12	24	11	3	1	3	5	5			
	SPEIER	.221	108	1	387	34	81	25	9	1	5	.292	27	38	8	4	0	1	1	6			
	CEY	.279	78	8	280	38	78	38	21	0	12	.482	38	42	19	0	4	0	3	8			
	HENDRICK	.275	110	2	440	71	121	68	24	4	22	.488	34	48	5	0	0	3	2	13			
C	PETERS	.282	71	35	229	22	80	19	4	5	0	.323	35	37	2	4	1	2	7	1			
C	NORDHAGEN	.279	84	44	208	21	58	28	9	0	5	.394	9	25	5	0	11	0	3	4			
	STEARNES	.286	84	2	315	32	90	28	13	0	3	.358	23	20	8	2	0	11	0	4			
	B. DOWNING	.243	84	18	300	41	73	31	13	0	12	.407	41	41	2	2	1	0	0	4			
B	BERGMAN	.188	52	54	144	15	27	8	6	0	3	.292	18	17	3	1	0	4	0	1			
B	BUTERA	.242	38	71	99	6	24	11	5	1	0	.313	15	9	5	1	2	0	0	1			
C	D. GARCIA	.288	50	47	184	28	48	13	5	0	0	.293	10	24	2	1	3	18	3	2			
A	CLEGGAGE	.123	18	90	57	1	7	5	2	0	0	.158	4	10	0	0	1	0	0	1			
B	F. STANLEY	.100	17	92	40	5	4	0	0	0	0	.100	4	4	2	0	0	0	0	0			
B	YOUNGBLOOD	.358	58	37	180	20	64	28	11	4	3	.511	15	23	1	0	2	0	7	1			
A	Har EDWARDS	.271	53	59	70	14	19	8	3	4	0	.429	1	9	2	0	0	4	4	1			
A	WALLER	.238	30	77	84	15	20	7	2	1	2	.357	2	15	3	0	0	5	0	0			
A	PAGE	.235	11	100	34	8	8	7	1	0	2	.441	6	9	0	0	0	1	1	1			
C	G. ADAMS	.184	14	98	48	3	9	5	6	0	0	.308	1	2	0	0	1	0	0	0			
B	Dave EDWARDS	.250	14	97	48	7	12	5	5	0	1	.417	3	12	4	2	1	1	0	1			
a	BRUNNER	.333	8	108	15	1	5	4	0	0	0	.333	0	1	0	1	0	0	0	1			
	(STAT ERROR)	.000	0	0	0	0	0	0	0	0	0	.000	0	-1	0	0	0	0	0	0			

BAT TOTALS .282 112 XX 3873 438 1013 424 188 25 83 .382 315 459 98 23 32 52 38 61

GS/GR	PITCHER	ERA.	W	L	PCT.	SV	RP	GS	GR	CO	SH	IP	H	R	ER	HR	BB	SO
24/ 1	EICHELBERGER	2.93	12	3	.800	0	0	24	0	6	2	189.0	175	60	55	3	73	88
24/ 0	D. ALEXANDER	2.83	11	9	.550	0	0	25	0	8	2	187.0	172	60	55	10	53	83
	HARS	3.90	9	9	.500	0	0	22	0	5	4	145.3	166	66	83	6	41	60
12/ 0	BIRD	2.48	8	3	.667	0	1	13	2	4	2	102.3	98	34	28	6	30	43
15/ 2	J. MARTIN	4.74	9	6	.600	0	0	15	0	2	0	100.7	123	55	53	18	29	42
9/43	Ron DAVIS	2.01	3	3	.500	4	7	0	27	0	0	53.7	38	12	12	4	14	68
0/38	AASE	2.10	4	5	.444	12	18	0	33	0	0	55.7	37	14	13	7	28	21
0/34	CLEAR	4.15	5	1	.833	10	15	0	31	0	0	58.3	42	28	28	12	29	61
	SPLITTORFF	4.91	2	1	.667	0	1	11	0	0	0	40.3	53	24	22	3	13	14
	TUDOR	1.16	2	0	1.000	2	3	2	5	0	0	23.3	13	3	3	2	7	11
10/17	LAMP	3.00	4	4	.500	1	1	10	4	1	1	78.0	70	28	26	2	35	49

PIT TOTALS 3.18 68 44 .807 29 45 .112 116 26 13 1018.3 991 384 358 73 356 538

# BOULDER Livingjas

Manager: Mike Bravard (Jane)

Age: 32 Occupation: Truck Driver/Adventurer

WESTERN CONF. CHAMPION

## Biographical Sketch

"10-4 Good Buddies!" Anytime you're trucking through Boulder, flip on your fake and turn into my truckstop at 825 Spruce (a.k.a. "Shack Stadium") and relax in the safety of your own delusions! "Positive Irritation is the only Vibration!" Mickey Rivers was heard to say at Aqueduct (10-21-82).

## 1982 Season Story

This year's edition was sluggish, despite winning their division and the first round of the playoffs versus Augsburg. The Cuyahoga squad had far better pitching in a short series and completely dismantled the Livingjas' offense in the second playoff. Some pleasant surprises were Rich Gedman and the pitching of Al Holland & Bill Lee. Most of my offensive statistics were disappointing and the team lacked an effective bench! Most notably, there was no qualified 4th outfielder. All in all, this was the weakest of the three 'Jas teams but they will be a much more potent force in '83!

TEAM MVP: George Foster

Most Unexp. Perf: D. Eckersley

AB	PLAYER	PCT.	G	GU	AB	R	H	RSI	2B	3B	HR	SLG.	BB	SO	E	SH	SF	SB	CS	WH	DEF	DP	59
	Ed MURRAY	.285	101	-1	417	74	119	73	27	0	21	.501	32	48	1	0	3	5	1	12			
	RANDOLPH	.254	98	5	343	59	87	18	13	3	2	.327	55	18	5	3	2	9	9	5			
	TEMPLETON	.290	97	1	352	39	102	35	28	10	1	.435	12	53	20	2	2	8	12	2			
	HARRMAN	.303	112	0	446	71	135	57	28	3	7	.422	54	48	15	2	8	8	3	8	7		
	FOSTER	.277	112	0	440	70	122	88	30	2	20	.481	45	77	3	0	2	7	0	18	76		
	W. WILSON	.282	109	1	468	54	122	37	12	7	2	.330	28	50	1	4	4	23	6	2			
	CEDENO	.255	84	-2	302	32	77	33	20	0	3	.351	22	31	2	3	2	8	12	4			
	C. GEDMAN	.359	88	7	298	43	107	40	35	0	7	.547	12	37	1	1	0	0	0	5			
	A. HISLE	.232	40	58	95	11	22	22	3	0	6	.453	11	19	0	0	3	0	0	2			
	OLIVER	.315	64	48	168	20	53	19	9	0	4	.440	9	14	1	0	0	4	0	2			
	B. STAUB	.282	68	34	195	15	51	28	18	0	4	.415	16	13	1	0	2	1	0	3			
	C. B. BOONE	.185	43	67	91	8	15	15	5	0	1	.253	11	4	2	1	2	0	0	1			
	C. RANDLE	.295	48	62	105	13	31	14	4	2	1	.400	2	7	1	13	0	4	2	1			
	B. WICKENFUS	.217	37	70	83	11	18	15	2	0	5	.422	7	8	1	0	2	0	0	0			
	B. RUDI	.000	8	108	18	0	0	0	0	0	0	.000	3	7	0	0	0	0	0	0			
	A. R. ROENICKE	.227	27	82	22	2	5	2	0	0	0	.227	4	5	0	0	0	1	0	0			
	A. KRENCHICKI	.250	5	107	8	0	2	0	0	0	0	.250	0	1	0	0	0	0	0	0			
	A. CAMPANERIS	.258	19	92	43	8	11	8	0	0	1	.328	2	8	2	4	1	1	0	3			
	A. TURNER	.192	10	101	28	2	5	2	0	0	0	.192	1	2	0	0	1	0	1	0			

BAT TOTALS .277 112. XX 3918 529 1084 508 232 27 85 .415 328 447 62 33 34 77 48 68

GS/GR	PITCHER	ERA	W	L	PCT.	SU	RP	GB	GR	CG	SH	IP	H	R	ER	HR	BB	SO
23/0	SUTTON	3.79	11	8	.579	0	0	23	0	4	3	159.0	188	68	67	12	39	99
20/0	BLYLEVEN	2.54	8	5	.615	0	0	20	0	6	2	145.3	131	47	41	6	38	95
18/0	BLUE	3.47	10	4	.714	0	0	18	0	2	1	127.0	106	53	49	13	41	86
23/0	ECKERSLEY	2.48	6	3	.687	0	0	15	0	1	0	87.0	73	28	24	2	21	36
18/1	MATLACK	4.54	3	6	.333	0	0	18	0	0	0	73.3	78	39	37	8	31	26
0/55	MINTON	3.73	5	7	.417	17	22	0	32	0	0	79.7	76	37	33	4	43	30
0/45	TEKULVE	2.67	1	4	.200	8	9	0	41	0	0	54.0	44	21	16	1	25	30
3/44	HOLLAND	2.10	11	4	.733	5	18	3	43	0	0	115.7	92	34	27	2	54	119
7/24	B. LEE	2.02	8	0	1.000	2	4	7	17	2	1	84.7	70	19	19	3	17	30
7/20	SCURRY	2.97	2	2	.500	0	1	6	15	0	0	39.3	36	13	13	3	16	39
0/15	SHOW	1.42	2	0	1.000	2	4	0	8	0	0	6.3	3	1	1	0	2	4
4/7	KISON	1.72	2	0	1.000	0	0	4	3	0	0	38.7	19	7	7	3	10	14

PIT TOTALS 2.98 69 43 .618 34 56 112 177 15 10 1008.0 894 367 334 57 338 588

# BRADENTON Buckets

1983 TEAM NAME CHANGE

FIRESTONE PARKERS

Manager: Chuck Kirkwood (Diane)

Age: 41 Occupation: Teacher

## Biographical Sketch

Was a Prosecuting Attorney, specializing in murder trials until Sept. '80. Took a leave of absence to teach at Akron University School of Law for one year. Liked it and decided to stay. Gave more time to devote to my hobbies - Baseball & Reading. Introduced to REPLAY in Aug '82 by a newspaper reporter who had covered murder trials. May be a unique member of the League in that I have never seen APBA, etc. Inherited a team destroyed by bad trades last year. I will attempt to improve team by combining Baseball knowledge of Bill Parks & Dave Scott, with rip-off ability of Bob Lay & Ed Laing!

## 1982 Season Story

Lack of pitching & balanced offensive attack kept the buckets near the bottom of the Banks Division all year. Team MVP Ben Oglivie collected 87 RBI & 18 HR's to lead the team. Lonnie Smith(.311), Ken Griffey(.308), and Jorge Orta(.304) also had good seasons. However, only two pitchers had winning records. Bill Campbell notched the most RP's(only 11) on the team, but also compiled a 4.50 ERA. New Manager Chuck Kirkwood expects a good Rookie Draft and should be able to turn this team around in a few years.

TEAM MVP: Ben Oglivie

Most Unexp. Perf: ???

AB:	PLAYER:	PCT.	G	GU	AB:	R	H	RBI	2B	3B	HR	SLG.	BB	SO	E	SH	SF	SB:	CS	WH	DEF DP:	74
C	DRIESSEN	.280	75	32	268	48	75	49	25	1	10	.493	46	30	6	2	0	3	2	9	PIT ERR:	3
	FLYNN	.198	98	18	338	24	67	20	17	1	0	.254	2	21	4	3	0	3	0	1		
C	MENDOZA	.241	11	101	29	2	7	3	1	0	0	.278	0	3	0	0	1	0	0	0		
	SALAZAR	.238	105	6	418	38	108	38	18	8	5	.365	13	80	15	5	2	4	3	1		
	GRIFFEY	.308	109	0	418	58	128	48	18	2	1	.383	31	38	2	3	6	15	2	4		
B	Lon SMITH	.311	99	47	209	42	65	19	17	2	7	.512	18	17	2	2	0	11	5	4		
	OGIVIE	.257	108	2	405	53	104	87	17	4	18	.452	31	43	2	0	7	1	1	8		
C	CERONE	.255	88	40	235	27	85	21	13	1	2	.337	12	29	4	0	1	0	1	3		
C	LACY	.248	70	40	284	38	85	20	3	9	2	.348	13	28	2	1	0	17	4	3		
	ORTA	.304	89	7	339	28	103	37	20	1	2	.386	13	45	0	0	4	3	0	2		
B	B. MARTINEZ	.162	45	87	148	10	24	8	4	0	4	.270	11	13	2	1	0	0	0	0		
B	QUIRK	.283	7	104	19	2	5	4	4	0	0	.474	0	4	0	0	0	0	0	0		
C	Jer MARTIN	.190	33	74	128	8	24	11	2	1	2	.270	10	27	0	0	0	3	0	1		
	U.L. WASH'TON	.228	104	4	334	30	78	20	12	1	1	.278	44	51	13	0	2	9	7	2		
a	C. BANDO	.143	4	108	14	1	2	0	0	0	0	.143	1	0	0	0	0	0	0	0		
B	TABLER	.246	22	90	57	8	14	6	2	0	1	.333	7	11	3	1	0	0	0	0		
C	HOBSON	.195	18	92	41	1	8	4	3	0	0	.268	4	11	2	0	0	0	0	0		
B	JORGENSEN	.181	49	57	177	18	32	20	4	2	5	.311	15	34	2	0	2	3	0	2		

BAT TOTALS .252 112 XX 3858 429 972 413 178 31 60 .381 271 483 62 18 25 72 25 40

GS/GR:	PITCHER	ERA.	W - L	PCT.	SV	RP	GS	GR	CS	SH	IP	H	R	ER	HR	BB	SO
23/ 1	CALDWELL	4.04	10	7	.588	0	0	23	0	4	2	162.7	159	78	73	23	41
22/ 0	T. GRIFFIN	4.05	5	10	.333	0	0	22	0	8	1	151.0	153	77	88	11	64
14/19	MARTZ	3.87	6	6	.500	1	1	14	8	4	2	108.3	108	49	47	5	35
9/19	ROZEMA	4.67	6	10	.375	1	4	10	15	3	1	113.7	114	80	59	16	29
	Mark DAVIS	5.03	6	8	.429	0	0	20	0	3	1	112.7	123	64	63	7	56
	LYLE	4.04	2	4	.333	3	5	0	35	0	0	55.7	64	25	25	3	11
0/33	Jeff JONES	3.20	2	4	.333	3	5	0	34	0	0	64.7	38	24	23	6	41
0/30	B. CAMPBELL	4.50	3	4	.429	8	11	0	38	0	0	58.0	61	32	29	10	10
1/13	D. SCHMIDT	3.86	0	1	.000	1	1	0	12	0	0	18.7	21	8	8	1	4
0/ 5	VESELIC	3.18	0	1	.000	0	0	0	3	0	0	5.7	3	2	2	0	5
	G. NELSON	7.40	2	12	.143	0	0	19	0	4	0	114.3	123	95	94	26	78
4/ 1	FIREDAVID	2.77	2	1	.667	0	0	4	0	1	1	28.0	22	10	8	1	4

PIT TOTALS 4.53 44 68 .393 17 27 112 145 25 8 992.3 987 524 499 109 398 516

# CHICAGO Bruins

Manager: John Gatto (Sylvia)

Age: 54 Occupation: Retired Principal

BANKS DIVISION CHAMPION

## Biographical Sketch

Updated since last Yearbook: retired from school business early (in Aug '82) to pursue other outlets, not the least of which is table Baseball. Involved in three amateur plays since then, insurance business, and took exam for real estate license on Dec 21, 1982 after attending R.E. School for past 10 weeks. Enjoying the work and hobbies. Have now been involved in REPLAY for 3 years, having joined TML before playing my first REPLAY Baseball game.

## 1982 Season Story

After another hard-fought division fight, that went to the wire and was won, the Bruins found themselves in the playoffs against Cuyahoga for the 2nd time in three years (the same team that whipped them 12 of 16 times in 3 years at CF, including 4-game sweep this year). Results were predictable - 2 more losses at CF & a split at home - and the playoffs were over! The season-long slump of key players, like Bell, Cooper, & John, continued right into the playoffs. A disappointing season for CB in which virtually every pitcher (except Reuss: 12-5) was a full earned run above real-life ERA. Rhoden & Moreno were the two pleasant surprises, with 10-6, 3.29 and .295, 52 RC records, respectively. Joe Nolan, with .347, had greatest season ever!

TEAM MVP: Jerry Reuss

Most Unexp. Perf: Rick Rhoden

AB	PLAYER	PCT.	G	GU	AB	R	H	RB	2B	3B	HR	SLG.	BB	SO	E	SH	SF	SB	CS	WH	DEF DP:	101
C	COOPER	.300	107	0	428	52	128	48	29	1	8	.430	28	29	9	2	3	5	4	9	PIT ERR:	3
	OESTER	.228	108	0	412	51	93	39	13	8	5	.333	44	68	18	0	4	3	8	3		
C	DENT	.183	96	6	279	21	51	30	9	0	4	.258	21	22	18	2	5	0	1	3		
B	BELL	.281	103	0	395	58	111	51	8	5	6	.372	41	39	11	0	7	4	2	11		
O	MORENO	.293	112	0	430	60	128	41	16	7	2	.377	31	57	1	2	3	18	15	5		
	HERNDON	.279	98	0	384	46	107	46	16	6	3	.375	17	63	6	0	2	9	5	2		
	Don FORD	.275	97	14	305	28	84	38	8	0	10	.400	15	54	3	0	1	0	2	1		
C	NOLAN	.343	81	21	277	28	95	28	20	0	0	.415	26	25	1	0	1	2	0	5		
A	AYALA	.258	38	74	97	12	25	21	5	0	6	.485	14	8	0	0	1	1	1	1		
B	GAMBLE	.258	58	51	195	39	50	28	7	0	11	.462	43	32	0	0	0	1	2	0		
B	PICCILO	.284	36	71	87	15	23	8	2	0	2	.355	5	14	9	0	0	0	0	1		
C	MEYER	.219	23	86	64	8	14	6	1	1	0	.266	1	5	1	0	0	0	0	1		
B	DIAZ	.305	74	35	190	28	58	41	17	0	7	.505	10	24	11	0	4	2	0	7		
A	HOUSEHOLDER	.181	55	45	94	15	17	8	4	0	3	.319	12	24	0	1	0	5	1	1		
B	DAVER	.333	2	110	3	0	1	0	0	0	0	.333	0	0	0	0	0	0	0	0		
A	J. GONZALEZ	.367	18	90	49	6	18	9	2	0	2	.531	2	7	3	0	0	0	0	0		
A	HODGES	.352	14	94	54	7	19	11	1	0	2	.481	1	8	0	0	0	0	1	2		
A	Bob JONES	.143	15	92	49	4	7	7	1	0	2	.286	0	8	0	0	0	0	2	0		
B	SAKATA	.211	7	105	19	2	4	0	1	0	0	.263	1	1	2	0	0	0	0	0		
C	VELEZ	.444	3	109	9	3	4	0	3	0	0	.778	4	2	0	0	0	0	0	0		
A	HAIRSTON	.333	15	97	48	9	16	9	2	0	3	.563	3	4	2	0	0	0	0	2		
BAT TOTALS		.272	112	XX	3868	482	1051	471	165	28	76	.388	319	485	98	7	31	68	44	54		

GS/GR	PITCHER	ERA.	W	L	PCT.	SV	RP	GS	GR	CG	SH	IP	H	R	ER	HR	BB	SO
22/0	GULLICKSON	4.18	9	8	.529	0	0	22	0	1	0	140.7	166	75	65	5	39	127
22/0	J. PALMER	4.30	8	9	.471	0	0	22	0	2	1	140.3	128	72	67	19	42	43
22/0	REUSS	2.19	12	6	.667	0	0	22	0	6	3	160.3	154	45	39	3	33	49
21/0	RHODEN	3.20	11	6	.647	0	0	21	0	4	1	154.7	159	58	55	6	49	82
20/0	JOHN	3.47	8	6	.571	0	0	20	0	5	2	142.7	139	58	53	14	45	42
0/48	CAMP	3.45	4	6	.400	6	10	0	44	0	0	70.3	76	29	27	4	10	45
0/48	SUTTER	3.28	2	3	.400	13	15	0	42	0	0	60.3	56	26	22	6	20	36
0/41	HICKEY	4.68	0	0	.000	4	4	0	30	0	0	36.7	45	23	19	5	11	12
0/25	BRADFORD	5.31	0	2	.000	1	1	0	15	0	0	20.3	28	12	12	1	14	8
0/12	MARK LEE	3.65	3	1	.750	0	3	0	12	0	0	24.7	28	17	10	2	7	4
0/11	D. MURRAY	7.41	1	2	.333	1	2	0	10	0	0	17.0	26	18	14	0	18	7
	FROST	0.00	0	0	.000	0	0	0	1	0	0	2.0	1	0	0	0	1	0
PIT TOTALS		3.66	58	53	.527	25	35	112	139	18	7	996.0	1048	457	405	66	308	464



# CUYAHOGA Falls Fungos

Manager: Bob Lay (Pamela)

Age: 32 Occupation: Sales Engineer

AMERICAN ASSOCIATION CHAMPION

## Biographical Sketch

(Born: 5-6-50); Salesman for B.W. Rogers Co. (Capital Goods Firm in Power/Process Equipment). Play approximately 100 fastpitch games per year as catcher. GM for RML "Flats," field managed by wife Pam. Fungo 1982 Field Manager - Bobby - has "jumped ship" to manage the RML Tomcats, leaving Ol' Dad to rebuild the Fungos!

TEAM MVP: Cliff Johnson

Most Unexp. Perf: Doug Corbett

## 1982 Season Story

Establishing the team MVP was really not easy, as the team was built on balance, both offensively and in the pitching staff. After a decent start, the Fungos basically "split" until the Summer Stretch. From there out the Fungos rolled with good defense & relief pitching, coupled with a solid, balanced offense, and overtook Hudson's superior starters for the crown. The season high points were beating HD 4 of 6 in Series 12 (w/3 Sho) & winning 5 of 6 (10 of 12 overall) from the Offers to seize the crown. Winning the strongest division in the entire TML should say enough for the team which lost the World Series to Troy in 7 (losing the finale at home), after beating Boulder & Chicago in 5 games each! Enough has never been said of the in-depth strength of all five Mays Division teams, any one of which would have won any other TML Division! 1983 will see a Fungo club beginning a re-building process - so much for 1-year shots!! Congrats Larry!

AB	PLAYER	PCT.	G	GU	AB	R	H	RBI	2B	3B	HR	SLG.	BB	SO	E	SH	SF	SB	CS	WH	DEF DP:	61
	GARVEY	.278	112	0	450	80	125	34	18	3	9	.391	24	53	4	0	1	3	5	3	PIT ERR:	3
	Red SCOTT	.234	97	-1	384	51	85	20	8	5	0	.283	44	48	11	4	3	34	6	1		
	LeMASTER	.281	107	3	329	29	86	33	12	4	0	.322	18	46	20	7	2	3	7	2		
	A. HOME	.324	107	0	388	49	125	42	20	1	4	.412	47	24	8	0	3	2	3	4		
	RICE	.252	112	0	445	53	112	48	17	1	13	.382	27	80	5	1	8	2	3	11		
	Doc. MURPHY	.243	108	-1	415	65	101	68	9	1	16	.386	70	94	3	7	4	10	4	9		
C	BAINES	.284	85	24	299	41	85	43	10	4	15	.485	14	57	2	1	1	5	1	5		
B	PORTER	.258	71	23	198	31	51	38	14	3	8	.477	28	38	7	0	3	1	0	12		
C	C. JOHNSON	.254	86	14	299	50	78	67	7	0	*28	.559	27	60	0	0	5	7	2	9		
B	J. LEONARD	.291	87	42	198	32	58	38	13	4	8	.487	17	40	0	0	1	4	0	10		
	Lrr PARRISH	.171	53	54	105	10	18	8	4	1	0	.229	9	25	0	0	1	0	0	0		
B	ALLENSON	.222	54	50	153	17	34	32	9	0	9	.458	21	40	7	0	0	0	0	3		
A	YEAGER	.200	32	78	20	2	4	5	0	0	2	.500	7	1	0	0	0	0	0	0		
C	BERRA	.234	51	58	77	7	18	5	8	0	0	.312	4	11	5	1	0	0	1	2		
a	PARSONS	.182	27	82	33	3	8	2	2	0	0	.242	4	8	0	0	1	0	0	0		
A	DRUMRIGHT	.313	28	84	48	5	15	8	0	1	0	.354	1	2	0	0	2	0	0	0		
a	MOLINARO	.298	34	75	47	7	14	8	0	2	0	.383	8	1	0	0	2	0	0	3		
a	NICHOLS	.231	4	108	13	2	3	0	0	0	0	.231	0	0	0	0	0	0	0	0		
	PITCHERS	.000	1	111	1	0	0	0	0	0	0	.000	0	1	0	0	0	0	0	0		

BAT TOTALS .281 112 XX 3894 518 1018 485 148 30 110 .400 371 627 75 21 37 71 32 74

GS/GR	PITCHER	ERA.	W - L	PCT.	SV	RP	GS	GR	CG	SH	IP	H	R	ER	HR	BB	SO
23/ 1	BURNS	2.99	13	5	.722	0	0	23	0	8	4	165.3	158	62	55	16	41
23/ 0	HOOTON	2.98	11	9	.550	0	0	23	0	4	1	152.0	122	81	50	6	48
21/ 1	MITT	2.80	9	8	.529	0	0	21	0	5	2	142.0	120	48	41	6	41
17/ 5	SOLOWAN	3.15	10	2	.833	1	1	17	1	3	3	111.3	97	40	39	12	23
14/20	R. FAHLER	2.82	8	4	.687	0	1	14	11	4	2	120.0	95	40	35	3	51
0/54	CORBETT	1.25	4	1	.800	18	20	0	*53	0	0	72.0	68	13	10	2	17
0/48	SANBITO	2.57	2	0	1.000	7	9	0	42	0	0	58.0	44	17	18	7	14
0/38	SAUCIER	1.90	2	0	1.000	8	10	0	33	0	0	42.7	37	13	9	2	17
0/24	HRABOSKY	1.01	6	0	1.000	5	11	0	22	0	0	28.7	18	3	3	1	7
0/16	SABCOCK	3.06	4	1	.800	0	4	0	15	0	0	35.3	24	13	12	2	14
	Brv CLARK	3.87	6	4	.600	1	3	10	10	1	0	78.0	79	32	31	0	58
4/ 1	KUMALLIA	1.82	2	1	.687	0	0	4	0	0	0	24.7	18	5	5	1	7

PIT TOTALS 2.68 77 35 .688 38 59 112 187 23 14 1024.0 876 345 306 58 338 503

# HARBOR BEACH Hurons

Manager: Dick Gorney (Barbra)

Age: 44 Occupation: Rural Mail Carrier

## Biographical Sketch

Four children: Mike (21 - 3rd year at Ferris St.), Cheryl (20 - U.S. Navy), Gary (18), and Cindy (9). In my spare time, I am a part-time stamp dealer, high school girls softball coach, officiate basketball games, and collect Baseball Guides and uniforms.

## 1982 Season Story

There was not a lot of talent on the Hurons this year, but it was hoped that Mike Schmidt could carry the team a long way. Schmidt however, was in a season-long slump and asked to be traded! (There were no offers for Schmidt, so he may not get his wish.) Our starting pitching was fair, but there was not enough depth in the bullpen to overcome our weak bats. There is much rebuilding to be done to get the Hurons back into contention.

TEAM MVP: Joe Niekro

Most Unexp. Perf: Mike Schmidt

AB.	PLAYER	PCT.	G	GU	AB	R	H	RB1	2B	3B	HR	SLG.	BB	SO	E	SH	SF	SB	CS	WH	DEF	DP:	88
	T. PEREZ	.218	88	0	317	29	69	35	9	3	8	.341	33	74	1	0	2	0	0	2	PIT	ERR:	3
	F. WHITE	.228	103	0	384	32	88	23	12	1	5	.299	10	58	9	4	1	2	1	4			
	C. REYNOLDS	.289	91	0	378	47	101	31	7	*22	3	.428	18	40	11	2	0	5	4	2			
	M. SCHMIDT	.270	104	0	385	81	104	68	21	0	18	.465	64	77	12	0	2	14	8	11			
	DURHAM	.300	82	0	327	48	98	48	13	8	10	.468	31	53	5	0	0	13	12	3			
	CROMARTIE	.280	100	0	411	61	107	38	18	2	8	.372	37	29	5	0	2	4	3	3			
	C. ENGLE	.259	78	29	278	30	72	28	11	5	4	.378	18	32	8	1	0	0	1	4			
	FISK	.225	102	1	373	33	84	54	7	0	9	.316	47	30	5	0	3	6	2	8			
	BENEDICT	.131	22	88	61	2	8	3	0	0	0	.131	7	7	3	5	2	0	0	0			
	D. YASTRZENSKI	.245	102	9	331	38	88	54	13	2	11	.387	55	27	11	0	4	0	0	7			
	B. L. JONES	.240	53	54	175	17	42	16	7	0	1	.297	19	10	0	0	1	1	1	3			
	C. G. HOFFMAN	.235	33	77	102	7	24	4	1	0	1	.275	5	16	5	0	0	0	0	0			
	C. H. POWELL	.208	48	57	180	10	33	8	10	0	0	.289	8	20	2	0	0	2	2	2			
	A. SCONIERS	.162	28	77	74	5	12	5	0	1	0	.189	1	20	0	0	0	0	0	0			
	B. J. RAY	.194	11	101	31	4	8	3	1	0	0	.228	1	1	0	1	0	0	0	1			
	A. D. ROBERTS	.111	3	108	9	0	1	0	0	0	0	.111	1	0	0	0	0	0	0	0			
	BAT TOTALS	.245	112	XX	3824	425	936	414	130	42	78	.362	353	484	80	13	17	47	32	50			

GS/GR	PITCHER	ERA.	W	L	PCT.	SV	RP	GS	GR	CG	SH	IP	H	R	ER	HR	BB	SO
25/0	STIEB	3.79	12	13	.480	0	0	25	0	13	2	188.3	196	91	84	13	*104	71
24/0	J. NIEKRO	2.73	10	7	.588	0	0	24	0	11	4	188.0	165	65	57	7	58	79
22/0	TORREZ	4.15	7	9	.438	0	1	20	1	6	1	145.3	143	72	67	10	58	66
20/0	MEDICH	3.51	10	8	.558	0	0	19	0	7	2	141.0	151	81	55	9	31	53
15/3	B. KINGMAN	4.15	5	8	.385	0	0	14	1	2	0	102.0	112	50	47	8	16	52
0/43	N. ALLEN	3.04	0	3	.000	17	17	0	41	0	0	53.3	49	19	18	1	15	42
4/31	GARVIN	2.89	3	2	.600	1	3	1	21	1	1	37.3	33	13	12	1	18	18
	MORSE	6.59	1	4	.200	1	2	0	15	0	0	27.3	31	22	20	2	14	15
0/17	NIEDENFUEER	2.92	0	3	.000	6	6	0	11	0	0	12.3	14	4	4	1	1	6
2/9	RAINEY	3.12	1	1	.500	0	0	2	3	0	0	28.0	22	10	9	1	11	9
	CLANCY	7.17	1	0	1.000	0	0	2	3	0	0	21.3	25	17	17	1	12	6
	WAITS	3.15	0	1	.000	0	0	2	1	1	0	20.0	27	8	7	0	0	4
	G. HARRIS	11.25	0	1	.000	0	0	1	0	0	0	4.0	9	6	5	0	2	2
3/2	BUTCHER	3.20	1	1	.500	0	0	2	2	1	0	19.7	19	8	7	1	14	10
	TIDROW	4.50	0	0	.000	0	0	0	4	0	0	8.0	9	4	4	0	0	3
	SCHNEIDER	23.40	0	0	.000	0	0	0	1	0	0	5.0	15	14	13	0	5	1
	PIT TOTALS	3.80	51	61	.455	25	29	112	104	42	10	1010.0	1020	464	426	55	357	435

# HUDSON Hornets

Manager: Ed Laing (Libby)

Age: 29 Occupation: Salesman

## Biographical Sketch

Born in Canton, OH in '53, moved to Hudson in '58, and spent 18 years there. Married in '76 and moved to Peninsula. I am active in all types of simulation gaming, but my favorite is REPLAY Baseball.

## 1982 Season Story

We came out of the gate quickly this year, but faltered in the stretch drive. This was the best all around pitching staff I have ever had, but the hitting turned out to be too weak. In the key games versus my divisional opponents, the key hits weren't there.

TEAM MVP: Tom Seaver

Most Unexp. Perf: Tom Seaver

AB	PLAYER	PCT.	G	GU	AB	R	H	RSI	2B	3B	HR	SLG.	BB	SO	E	SH	SF	SB	CS	WH	DEF DP:	64
	HARGROVE	.322	103	0	388	47	127	42	19	0	1	.377	61	31	9	0	*11	9	2	7	PIT ERR:	2
	GRICH	.288	98	0	388	67	111	73	11	3	23	.308	42	75	11	0	3	3	0	*20		
	FOLI	.272	98	5	357	35	97	25	14	3	0	.328	22	11	10	7	2	12	4	3		
C	MORRISON	.230	80	24	244	22	58	27	5	2	1	.279	9	25	8	2	1	3	1	3		
	MATTHEWS	.230	108	0	410	*80	119	51	17	1	10	.410	68	57	4	0	4	11	4	4		
	SINGLETON	.308	107	0	385	52	118	47	18	3	13	.470	48	68	0	0	0	0	1	9		
	BURNER	.278	104	8	381	41	108	24	11	1	0	.312	41	58	2	2	1	17	*17	2		
	SIMPSON	.202	94	11	312	24	63	60	17	3	12	.291	15	24	9	0	7	0	1	9		
B	BONDS	.174	52	32	121	22	21	24	4	0	9	.430	25	30	1	0	1	0	2	0		
C	SAMPLE	.244	87	3	289	32	73	28	19	0	2	.328	21	30	1	0	0	5	2	2		
B	HASSEY	.198	70	42	128	12	25	18	3	0	0	.222	13	7	0	1	2	0	0	4		
A	DYSZINSKI	.260	48	57	98	15	25	8	0	0	0	.280	10	17	1	3	0	10	2	0		
C	BONNELL	.242	54	54	128	13	31	22	4	2	3	.375	7	20	0	0	1	2	0	1		
B	DILLARD	.184	68	32	198	18	38	12	7	1	1	.245	23	39	7	0	0	0	0	4		
B	CHARBONNEAU	.273	9	103	11	0	3	0	0	0	0	.273	0	1	0	0	0	0	0	0		
a	FISCHLIN	.192	31	77	28	5	5	14	0	0	0	.192	3	7	0	0	6	1	0	5		
A	PAPI	.500	2	110	4	0	2	0	0	0	0	.500	1	1	0	0	0	0	0	0		
a	GROSZ	.000	3	108	3	0	0	0	0	0	0	.000	0	2	0	0	0	0	0	0		
A	R. WASHINGTON	.333	7	103	8	4	2	0	1	0	0	.500	0	2	0	0	0	0	0	0		
	<STAT ERROR>	.000	0	0	0	0	0	0	0	0	0	.000	-2	2	0	0	0	0	0	0		

BAT TOTALS .282 112 XX 3888 488 1020 488 150 19 75 .388 408 506 65 15 39 73 38 73

GS/GR	PITCHER	ERA.	M - L	PCT.	SU	RP	GS	GR	CO	SH	IP	H	R	ER	HR	BB	SO	
24/ 0	CARLTON	2.62	*18	4	.800	0	0	24	0	10	2	199.0	162	62	58	10	76	*218
23/ 0	SEAVER	2.25	*18	4	.800	0	0	23	0	11	*6	184.0	144	52	46	15	65	88
21/ 0	RYAN	*1.94	10	6	.625	0	0	21	0	8	5	158.0	95	39	34	8	61	181
14/ 0	BIBBY	2.98	5	7	.417	0	0	14	0	5	0	106.3	94	42	35	8	28	58
13/ 8	J. TODD	4.47	2	3	.400	0	0	11	1	0	0	48.3	50	23	23	8	13	19
0/47	FINGERS	1.98	5	4	.558	*20	*25	0	47	0	0	68.0	51	17	15	4	14	63
0/34	McGRAM	1.88	3	2	.600	5	8	0	30	0	0	38.0	28	9	8	4	9	29
5/27	SPILLNER	2.88	8	4	.600	5	9	5	25	2	1	75.0	64	24	24	6	35	41
0/17	L. SANCHEZ	3.19	4	1	.800	1	5	0	15	0	0	42.3	34	16	15	6	15	22
	STANTON	7.88	0	0	.000	3	3	0	8	0	0	8.0	10	7	7	3	2	5
9/ 4	BEATTIE	2.78	3	1	.750	0	1	9	2	1	1	55.0	50	18	17	2	20	23
8/ 1	BRENNAN	3.12	5	1	.833	0	1	5	1	1	0	40.3	33	15	14	7	14	9
	<STAT ERROR>	0.00	0	0	.000	0	0	0	0	0	0	0.0	0	0	0	-1	0	0

PIT TOTALS 2.81 75 37 .670 34 52 112 128 38 15 1021.3 815 324 296 80 352 756

# KEFLAVIK Stingray

Manager: Mark Hetterich (Connie)

Age: 35 Occupation: U.S. Navy

## Biographical Sketch

14-year veteran of the U.S. Navy; Oceanographic Technician, currently working the maintenance side of the field, trouble-shooting and repairing digital & analog computers & the associated peripherals. Stationed currently in Iceland for the 2nd time, my 4th year, and have just extended my stay till August '84. Started gaming while in early teens in Omaha; enjoy hobby and close relationships nurtured over the miles.

## 1982 Season Story

Lack of power and pitcher collapse responsible for very poor season. Gossage, 2-8 (4.10), a TERRIBLE disappointment! A perfect "1-1-1" card and he took a beating, allowing 4 WH-HR's. After two consecutive losing seasons with many veterans, a youth movement is promised for '83. Power also will be sought to aid an impotent offense that only hit 57 HR's in 112 games, while the pitchers allowed 89 HR's. Early changes made by shipping Gossage & Reardon to TT and Hough & Ken Forsch to AA. Moreland & Wallach have been added, plus a bundle of money & F.A. Draft picks. Outlook for next season should be much brighter with this acquisition of youth.

TEAM MVP: Dave Concepcion

Most Unexp. Perf: Rich Gossage

AB	PLAYER	PCT.	G	GU	AB	R	H	RBI	2B	3B	HR	SLG.	BB	SO	E	SH	SF	SB	CS	WH	DEF	DP	92
C	REVERING	.238	72	33	258	20	61	29	10	0	10	.335	18	47	2	0	0	0	1	5			
	GARNER	.244	98	0	381	31	93	17	13	1	0	.283	39	42	11	2	1	9	15	5			
	CONCEPCION	.285	110	0	448	34	127	36	30	0	1	.359	37	68	17	0	4	4	3	3			
	CASTINO	.285	109	0	419	37	111	31	21	6	4	.372	17	66	10	2	4	2	3	6			
	MOSEBY	.244	109	1	409	30	100	39	14	3	8	.352	19	104	1	5	7	5	9	2			
	T. SCOTT	.285	100	8	400	41	108	28	20	1	8	.380	16	58	5	3	0	21	10	2			
C	D. IORG	.293	72	32	278	18	81	18	12	3	1	.370	11	11	3	1	2	6	0	1			
B	C. MOORE	.295	38	68	139	13	41	7	5	0	0	.331	9	14	6	0	0	1	6	0			
	BAYLOR	.270	73	39	259	29	70	45	13	2	13	.488	30	28	2	0	3	1	4	4			
B	LOHMEYER	.239	58	53	188	24	45	20	6	1	8	.410	24	27	1	0	3	5	5	5			
C	OTT	.175	77	28	274	17	48	13	7	2	1	.226	18	55	6	0	1	2	1	2			
B	LANDRUM	.171	39	68	129	6	22	8	3	3	0	.240	6	20	0	1	2	1	4	0			
A	FRANCONA	.298	22	88	77	2	22	5	0	1	1	.351	6	5	0	0	0	0	0	1			
A	Jr. KENNEDY	.189	12	97	37	1	7	2	2	0	0	.243	2	7	1	1	0	0	0	0			
A	HROBE	.109	14	92	55	2	8	2	4	0	0	.182	5	6	0	0	0	0	0	0			
A	J. HARRIS	.283	15	95	60	5	17	6	2	0	2	.417	1	5	1	0	0	0	0	0			
A	MAWISQUE	.143	3	109	7	0	1	0	0	0	0	.143	0	3	0	0	0	0	0	0			
A	MILLS	.311	11	91	45	4	14	2	3	0	0	.378	2	3	0	0	0	0	0	0			
B	POCOROBA	.429	3	109	7	2	3	0	2	0	0	.714	3	0	1	0	0	0	0	0			

BAT TOTALS .252 112. XX 3884 318 975 304 167 23 57 .352 281 589 72 15 27 57 61 38

GS/GR	PITCHER	ERA	W	L	PCT.	SV	RP	GS	GR	CG	SH	IP	H	R	ER	HR	BB	SO
21/ 2	GUIDRY	4.63	4	11	.287	0	0	21	0	3	2	124.3	144	68	64	15	38	115
20/ 0	Ken FORSCH	3.42	3	11	.214	0	0	20	0	3	0	144.7	156	63	55	10	27	95
23/ 1	REDFERN	4.23	7	9	.438	0	0	23	0	3	0	159.7	171	77	75	13	62	73
22/ 5	R. MAY	6.18	1	18	.059	0	0	22	2	1	0	128.7	179	91	88	18	35	84
10/ 0	OJEDA	2.59	3	4	.429	0	0	10	0	1	0	73.0	48	23	21	5	28	38
0/32	GOSSAGE	4.10	2	8	.200	12	14	0	33	0	0	37.3	43	17	17	4	12	38
0/43	REARDON	2.85	5	5	.500	4	9	0	35	0	0	60.0	43	21	19	8	22	51
3/28	A. LOPEZ	3.38	2	1	.667	0	1	3	19	1	0	72.3	67	32	27	5	37	51
5/18	HOUGH	4.53	4	4	.500	1	5	0	32	0	0	59.7	64	30	30	2	26	47
	GALASSO	7.15	1	0	1.000	0	1	0	7	0	0	22.7	33	18	18	3	12	10
5/ 0	B. STODDARD	3.44	1	4	.200	0	0	5	0	2	0	36.7	37	15	14	2	7	21
	HAWWAKER	6.50	0	1	.000	0	0	0	8	0	0	18.0	24	14	13	2	6	7
	O'CONNOR	9.98	0	0	.000	0	0	0	8	0	0	15.3	28	17	17	2	18	8
8/ 5	MOLES	3.59	3	2	.600	0	0	8	0	1	0	52.7	60	24	21	2	18	26

PIT TOTALS 4.29 38 78 .321 17 30 112 140 15 2 1005.0 1098 508 479 88 346 604



**Age:** 42      **Occupation:** *Sabermetrician*

21-year table gamer in APBA and REPLAY. Very much interested in the mathematical analysis of Baseball Records & Statistics. Write columns for "Instant REPLAY" and "The APBA Journal," as well as carrying on correspondence with Baseball Fans all over the world!

Just as happened in TML II, a slow start wrecked the team's chances for a pennant. Through Series 4, the team was 19-21; from that point on, the club played at a 54-18 rate, including an American Association Record 15-game winning streak! Playing in the toughest division in TML history, the Librae held their own (26-22) against their divisional rivals, but the slow beginning left too much ground to make up and the team finished 4 games behind at 73-39 (.652). Team MVP, Andre Dawson, finished at .266, 22 HR, 84 RBI, 28 SB, & 16 WH. Expected bullpen ACES Gary Lucas (7-7, 3.57) & Dan Quisenberry (4-3, 2.90) turned in somewhat disappointing seasons.

Most Unexp. Perf: Gary Lucas

AB	PLAYER	PCT.	G	GU	AS	R	H	RSI	2B	3B	HR	SLG.	BB	SO	E	SH	SF	SB	CS	WH	DEF	DP:	101	
C	PERKINS	.262	85	13	279	35	73	28	23	3	4	.409	13	21	1	1	1	2	3	2		PIT	ERR:	3
	WHITAKER	.244	*112	0	467	65	114	45	13	5	10	.358	58	63	17	1	4	8	5	4				
	TRANSELL	.225	108	2	374	45	84	33	13	1	2	.281	46	44	6	4	5	6	1	3				
	Dar EVANS	.255	98	1	372	44	95	35	12	5	12	.411	49	36	8	0	1	6	5	2				
	RICHARDS	.268	105	-1	431	60	124	48	16	15	3	.415	52	55	0	0	2	24	10	7				
	DAMON	.268	104	2	444	70	118	84	18	0	22	.455	25	64	7	0	5	28	2	16				
	J. CLARK	.268	96	3	380	54	102	48	21	3	15	.458	40	48	3	0	2	1	0	8				
	SUNDBERG	.237	104	3	333	38	79	24	20	3	2	.333	81	93	4	3	2	3	4	8				
B	BROUNARD	.248	44	63	125	14	31	8	4	2	0	.312	8	28	2	0	1	2	0	1				
A	MURDLE	.280	39	63	93	10	28	17	6	0	3	.441	9	22	0	0	0	0	0	3				
	Dale MURPHY	.255	105	5	396	48	101	35	8	0	17	.404	38	94	8	0	3	12	2	7				
B	HAYES	.194	35	71	103	20	20	12	6	1	2	.330	18	8	1	1	0	12	1	1				
	GANTNER	1.000	4	108	3	1	3	1	0	0	01.000	0	0	0	0	0	0	0	0	0				
C	SCIOSCIA	.368	17	93	38	3	14	11	5	0	0	.500	1	2	1	0	4	0	0	4				
	HEATH	.257	13	97	35	4	9	7	1	0	2	.457	1	5	1	0	0	0	0	1				
A	GAETTI	.188	9	94	18	2	3	3	0	0	1	.375	0	3	0	0	0	0	0	0				
A	RIPKIN	.000	1	111	0	0	0	0	0	0	0	.000	0	0	0	0	0	0	0	0				
A	FAEDO	.182	14	93	22	1	4	8	0	0	0	.182	0	4	4	0	3	0	0	3				
A	KEEP	.500	8	108	18	2	9	5	3	0	0	.667	2	2	0	0	0	0	0	0				
B	MUTLEY	.000	1	111	2	0	0	0	0	0	0	.000	0	0	0	0	0	0	0	0				
	BAT TOTALS	.257	112	XX	3931	514	1008	489	168	38	95	.382	417	540	68	10	33	102	33	70				

GS/GR	PITCHER	ERA.	W	-	L	PCT.	SV	RP.	GB	GR	CG	Sh.	IP	H	R	ER	HR	BB	SO
28/ 0	Don LEONARD	2.93	14	9	.609	0	0	*26	0	11	2	*208.0	170	74	67	19	35	109	
25/ 0	MORRIS	3.38	12	6	.667	0	0	25	0	5	1	175.7	163	68	15	67	88		
23/ 1	P. VUCKOVICH	3.94	10	4	.714	0	0	23	0	8	1	164.3	170	78	72	11	93	74	
22/ 0	KNEPPER	2.67	9	3	.750	0	0	22	0	6	3	155.3	148	48	46	13	37	82	
22/ 0	DARWIN	7.27	1	3	.250	0	0	5	3	1	0	34.7	39	28	28	10	24	21	
0/57	LUCAS	3.57	7	7	.500	14	21	0	48	0	0	63.0	60	25	25	1	17	33	
0/40	GUISSEBERRY	2.90	4	3	.571	13	17	0	36	0	0	48.7	52	17	16	3	8	19	
0/29	Ren MARTIN	4.67	5	1	.833	2	7	0	19	0	0	44.3	50	23	23	1	19	17	
19/10	LEAL	1.93	1	0	1.000	1	1	2	8	0	0	28.0	22	7	6	1	12	11	
15/ 5	L. CHRISTYSON	1.16	5	0	1.000	0	3	3	10	1	0	38.7	36	6	5	1	8	19	
20/ 1	B. REINYI	3.44	3	3	.500	0	1	5	6	1	0	48.7	47	20	19	1	31	48	
22/ 0	BARKER	1.65	2	0	1.000	0	1	1	2	0	0	16.3	14	5	3	1	3	18	
PIT TOTALS		3.30	73	39	.652	30	51	112	132	31	9	1025.7	973	399	376	77	384	533	

# PACIFIC Goldeyes

Manager: Glenn Bailey (Wendy)

Age: 38 Occupation: Immigration Investigator

## Biographical Sketch

Currently involved in playing goal for an Old Timers Hockey team. Also coach a (13 years old) hockey team. Next spring I'll be coaching a girls Baseball and hopefully, playing the infield on a mens' slow-pitch league. In the future, I may take a shot at umping. My main goal in life is to meet Jim Pertierra in a Chicago airport or attend a TML Draft. (Try again next summer, Jim?)

## 1982 Season Story

Again, we failed to break .500 like I thought we would. The team had solid fielding & hitting, but a lack of depth in the pitching ranks hurt. When Milt Wilcox ended up 4-14, with a 5.36 ERA, we were finished. Erickson(5.19) & Breining(4.59) didn't help either! Hopefully, with DeCinces' good year and one or two minor changes, we can be more competitive next season.

TEAM MVP: Pete Rose

Most Unexp. Perf: Littlefield

AB	PLAYER	PCT.	G	GU	AB	R	H	RSI	2B	3B	HR	SLG.	BB	SO	E	SH	SF	SB	CS	WH	DEF	DP	75
	ROSE	.301	112	0	481	48	143	42	21	5	0	.388	34	27	5	7	5	5	4	9			
	Julio CRUZ	.288	89	1	388	42	111	34	15	0	4	.358	37	49	10	4	3	28	9	5			
C	RUSSELL	.233	77	19	232	25	54	7	10	0	0	.278	20	25	4	8	1	1	2	1			
	DeCINCES	.244	110	2	428	50	104	51	32	1	15	.430	51	43	14	0	3	0	1	6			
	G. MADDOX	.231	99	3	389	37	92	34	4	2	6	.298	21	58	4	0	3	6	4	5			
	KEMP	.261	107	2	410	54	107	58	10	5	13	.405	64	47	3	0	2	11	1	6			
	BURROUGHS	.246	84	6	317	27	78	39	14	2	6	.380	28	79	4	0	0	0	0	4			
	ASHBY	.228	87	4	312	30	71	34	14	0	6	.330	38	38	7	2	1	0	2	3			
	LUZINSKI	.284	106	2	405	48	115	68	17	1	19	.472	56	90	0	0	2	0	0	4			
	R. MILLER	.357	68	40	171	18	61	28	18	1	2	.487	18	14	0	0	1	1	3	2			
C	McKAY	.279	35	72	129	19	36	3	3	2	1	.357	2	17	9	7	0	4	0	1			
A	K. MOORE	.500	7	105	10	3	5	0	0	0	0	.500	0	0	0	0	0	0	0	0			
A	BAILOR	.200	15	98	40	2	8	2	3	0	0	.275	3	6	0	1	1	1	0	0			
B	BELANGER	.157	38	74	89	10	14	4	1	0	1	.202	13	17	5	6	0	3	2	0			
A	TYSON	.308	4	108	13	3	4	3	0	0	1	.538	1	2	0	0	1	0	0	1			
A	ESSIAN	.290	18	92	62	3	18	2	2	0	0	.323	4	8	0	2	0	0	0	1			
A	WOMLFORD	.000	4	107	13	1	0	0	0	0	0	.000	2	1	0	1	0	0	0	0			
A	FAMEY	.275	11	99	40	3	11	3	1	0	0	.300	2	2	2	1	0	0	0	0			

BAT TOTALS .283 112 XX 3835 422 1034 408 183 19 74 .370 394 521 69 39 23 60 28 48

GB/GR	PITCHER	ERA.	W	L	PCT.	SV	RP	GB	GR	CS	SH	IP	H	R	ER	HR	BB	SO
23/ 0	GURA	2.53	10	7	.588	0	0	23	0	8	4	181.7	147	54	51	11	39	68
24/ 0	WILCOX	5.36	4	14	.222	0	0	24	0	1	0	148.3	185	98	89	20	51	57
20/ 2	ABBOTT	3.88	5	11	.313	0	0	20	0	1	0	132.3	181	82	57	18	28	35
14/ 0	ERICKSON	5.19	4	5	.444	0	0	14	0	2	1	85.0	105	53	49	3	28	42
13/ 4	P. PEREZ	3.89	2	4	.333	1	1	11	4	1	0	74.0	86	34	32	5	21	46
1/44	BREINING	4.59	3	5	.375	8	9	0	41	0	0	51.0	62	27	26	6	15	14
0/42	LITTLEFIELD	1.86	4	4	.500	2	6	0	38	0	0	48.3	47	13	10	0	10	14
0/37	LaCORTE	2.15	2	4	.333	4	8	0	34	0	0	37.7	41	14	9	2	11	39
0/32	SOSA	3.64	3	0	1.000	3	6	0	27	0	0	29.7	26	12	12	3	5	10
5/21	JEFFERSON	4.21	3	2	.600	1	3	5	19	0	0	87.7	109	46	41	5	21	37
11/ 1	M. JONES	3.30	2	8	.250	0	0	11	0	0	0	79.0	69	36	29	7	27	35
2/25	AUGUSTINE	8.62	2	0	1.000	0	2	0	14	0	0	15.7	34	15	15	0	6	6
8/ 0	CANDELARIA	1.14	2	1	.687	0	0	4	0	1	1	31.7	20	4	4	2	5	12
	<STAT ERROR>	0.00	2	1	.000	0	2	0	5	0	0	7.0	2	1	1	0	2	1

PIT TOTALS 3.79 48 64 .429 17 35 112 182 14 7 1010.0 1094 469 425 80 287 414

# PHILADELPHIA Blue Jays

Manager: Joe Steinmetz (Margaret)

Age: 43 Occupation: Philadelphia Policeman

## Biographical Sketch

Married 23 years; three children (19, 18, & 16 years old). Wife works for the court system in Phila. I have been a Policeman for 21 years, the last 12 assigned to the computer unit. The work I do now is not as "exciting" as street duty, but normal hours and a background in a very profitable, growing field, make it worthwhile.

## 1982 Season Story

Very disappointing home record. Going in, felt team would be a little stronger than it showed this season. Even Dwight Evans seemed to go down the drain, as the season progressed. We have made a deal for a shortstop, where we were very weak. I feel the team is on the upswing. We will be much stronger going into this season than last. Maybe the highlight of the season for the GM was picking up Tim Lollar on waivers!

TEAM MVP: Dwight Evans

Most Unexp. Perf: Jim Kern

AB	PLAYER	PCT.	G	GU	AB	R	H	RBI	2B	3B	HR	SLG.	BB	SO	E	SH	SF	SB	CS	WH
	CAREN	.303	95	5	389	44	118	24	19	2	0	.362	44	65	11	1	1	13	5	3
	HERR	.250	95	13	380	32	95	28	10	7	0	.313	39	28	8	10	5	14	8	1
C	TAVERAS	.223	74	29	242	23	54	21	9	2	0	.277	23	20	25	7	1	12	3	3
	BROOKS	.275	105	0	408	48	112	35	24	1	6	.382	25	69	17	2	2	4	5	5
	Dw. EVANS	.258	112	0	428	52	110	88	16	2	18	.432	72	99	4	0	4	2	0	4
	MUMPHREY	.313	83	1	345	47	108	32	5	2	8	.409	27	33	10	1	2	18	10	4
C	COMBS	.280	91	15	277	27	72	21	5	7	0	.329	24	33	1	1	3	3	3	1
C	DEMPSEY	.150	85	18	280	30	39	29	9	0	6	.254	34	30	1	5	1	0	1	8
	D. KINGMAN	.186	91	31	288	38	56	49	8	0	20	.434	43	92	7	0	4	4	0	9
	Res JACKSON	.254	87	7	335	39	85	50	8	1	15	.418	31	74	2	0	0	0	2	7
B	TENACE	.208	61	48	175	16	38	22	4	0	5	.314	42	37	5	1	2	0	0	0
B	RANNEY	.258	58	50	159	11	41	11	6	0	0	.298	4	27	6	0	0	4	0	0
C	LOPES	.200	18	88	55	8	11	4	1	0	2	.327	2	6	2	1	0	3	0	1
	CABELL	.353	5	105	17	4	6	1	0	1	1	.847	1	2	3	0	0	1	0	0
	PRYOR	.250	14	98	4	0	1	1	0	0	0	.250	0	0	0	0	0	0	0	0
a	BEVACQUA	.687	1	111	3	2	2	1	1	0	12.000	1	1	0	0	0	0	0	0	0
B	G. MOODS	.240	28	84	25	3	6	4	4	0	0	.400	2	4	1	0	1	0	0	1
a	Ray SMITH	.435	8	104	23	4	10	7	1	0	2	.739	0	3	0	0	0	0	0	0

BAT TOTALS .253 112 XX 3808 424 982 406 130 25 84 .388 414 621 106 29 26 78 37 48

GS/GR	PITCHER	ERA.	W	L	PCT.	SU	RP	GS	GR	CI	Sh	IP	H	R	ER	HR	BB	SO
25/0	KRUKOW	3.79	6	8	.429	0	0	24	0	3	1	147.3	159	71	62	7	56	116
	ZAHN	5.04	4	7	.364	0	0	13	0	2	0	84.0	108	50	47	8	23	26
23/0	WELCH	4.29	6	6	.500	0	0	19	0	3	1	119.7	121	58	57	13	24	72
23/0	PERRY	4.73	3	7	.300	0	0	16	0	2	0	102.7	135	58	54	11	26	43
13/4	LYNCH	3.39	4	3	.571	0	0	13	3	1	1	93.0	84	37	35	10	22	33
0/48	RANLEY	5.51	3	4	.429	3	8	0	38	0	0	49.0	68	31	30	3	24	21
0/41	ANDERSEN	4.02	8	9	.471	9	17	0	39	0	0	69.3	67	31	31	8	24	38
0/38	URREA	2.88	1	2	.333	1	2	0	28	0	0	40.7	28	13	13	0	22	16
	LITTELL	6.04	1	6	.143	1	2	0	29	0	0	67.0	76	49	45	6	48	32
0/23	KERN	1.99	2	1	.667	10	12	0	20	0	0	22.7	20	5	5	0	11	11
11/14	T. UNDERWOOD	4.60	5	4	.558	0	0	11	10	1	0	88.0	83	55	45	13	57	89
15/5	RUHLE	4.39	5	6	.455	1	1	14	2	5	1	96.3	101	51	47	9	23	38
4/1	LARSON	4.41	0	1	.000	0	0	2	1	0	0	16.3	17	9	8	3	8	8

PIT TOTALS 4.33 48 64 .429 25 40 112 170 17 4 996.0 1067 518 479 91 368 543

**Age:** 34      **Occupation:** Letter Carrier

Have been a table gamer for more than 20 years. My other hobbies include Baseball car collecting and racquetball & golf. We were blessed with our first child, a boy, three weeks before Christmas!

The team went into the season with low expectations and they lived up to those expectations. The hitting was anemic, as they had the lowest number of HR's and the lowest slugging percentage. Gary Carter was the only player who produced, with 16 HR and 71 RBI. The starting pitching was about as bad as the hitting. All in all, the less said about this past season, the better! Hopefully, a good Rookie & Free Agent Draft will enable RI to play at least .500 ball in '83.

Most Unexp. Perf: C. Washington

AB	PLAYER	PCT.	G	GU	AB	R	H	RB1	2B	3B	HR	SLG.	BB	SO	E	SH	SF	SB	CS	WH
	BOCHTE	.284	101	0	384	35	98	38	18	0	5	.349	42	64	5	0	0	0	2	5
D	STAPLETON	.283	97	8	398	37	104	44	18	1	7	.368	16	24	13	2	2	0	2	5
B	K. GARCIA	.247	63	40	188	17	48	17	8	0	0	.290	11	28	10	8	2	5	2	0
C	R. HOMELL	.239	80	29	272	22	63	29	11	2	6	.360	15	35	8	0	1	0	0	4
	LEFLORE	.218	90	18	310	31	87	12	3	6	0	.285	27	68	9	1	3	28	11	2
	Rupe JONES	.288	100	0	399	40	108	24	33	2	3	.381	40	48	3	0	3	5	7	1
	C. WASHINGTON	.240	98	0	368	44	88	28	18	1	3	.320	21	35	2	1	1	15	4	1
	CARTER	.278	104	0	402	48	111	71	24	3	18	.470	23	30	3	0	8	0	2	7
	MORNE	.278	112	0	398	47	110	43	19	4	7	.389	50	33	0	1	4	3	4	6
	HATCHER	.000	1	111	3	0	0	0	0	0	0	.000	0	2	0	0	0	0	0	0
C	REITZ	.192	98	53	125	3	24	12	8	0	0	.258	4	29	3	0	0	0	0	2
	Jer MORALES	.252	68	42	228	29	57	17	8	2	1	.310	23	25	3	0	2	3	0	4
C	VEREYER	.198	81	19	194	12	38	8	1	0	0	.201	8	10	11	2	2	2	0	2
C	HEBNER	.500	8	108	8	0	3	2	1	0	0	.687	2	1	1	0	0	0	0	0
B	GRUBB	.241	14	98	29	1	7	3	2	0	0	.310	1	3	0	0	0	0	0	0
B	HATSON	.154	8	104	28	2	4	2	1	0	1	.308	1	5	0	0	0	0	0	1
B	NICOSIA	.182	12	99	37	0	8	5	2	0	0	.218	4	1	1	0	0	2	0	2
B	KUIPER	.284	37	73	81	7	23	8	3	0	0	.321	1	4	1	0	0	0	1	0
A	ASSELSTINE	.128	15	95	39	1	5	4	2	0	0	.179	1	4	0	0	0	0	0	0
	<STAT ERROR>	.000	0	0	0	-1	0	0	0	0	0	.000	0	0	0	0	0	0	0	0
	BAT TOTALS	.248	112	XX	3857	375	980	363	178	21	48	.344	292	489	74	15	28	63	35	42

GS/GR	PITCHER	ERA.	W	L	PCT.	SV	RP	BS	GR	CG	SH	IP	H	R	ER	HR	BB	SO
22/ 1	MURA	5.37	8	11	.353	0	0	22	0	4	0	130.7	168	82	78	11	43	46
22/ 0	PASTORE	3.89	7	7	.500	0	0	22	0	7	2	159.7	142	73	69	17	44	103
	RUTHVEN	4.21	6	12	.333	0	0	22	0	4	0	149.7	175	78	70	12	44	74
19/ 0	BAUMBARTEN	5.09	4	11	.267	0	0	19	0	2	0	118.7	138	70	66	18	41	51
	D. JACKSON	5.95	2	7	.222	0	0	11	7	0	0	65.0	84	46	43	4	44	59
1/42	HOYT	2.83	3	5	.375	8	11	1	39	0	0	70.0	76	23	22	5	16	45
1/35	CORER	2.35	7	7	.500	9	16	1	34	0	0	65.0	68	17	17	1	35	18
1/34	B. STAMLEY	3.59	2	2	.500	1	3	0	33	0	0	110.3	123	48	44	2	38	35
3/31	LAVELLE	3.69	3	1	.750	2	5	2	29	0	0	53.7	57	25	22	4	14	43
	GLEATON	5.93	4	5	.444	0	0	12	0	1	0	68.3	78	45	45	12	27	38
	KEETON-	5.23	0	0	.000	0	0	0	4	0	0	10.3	12	6	6	2	1	2
	PIT TOTALS	4.34	44	88	.393	20	35	112	146	18	2	989.3	1119	514	482	88	347	514

# SALT RIVER Stompers

Manager: Tim Ackley (Lisa)

Age: 35 Occupation: Cost Accounting Manager

## Biographical Sketch

Born in Massachusetts and raised in upstate New York. I've also lived in North Carolina, New Orleans, and again in New England, before moving to Arizona. I work for Digital Equipment Corp. in a printed circuit board facility -- sole source of all circuit boards used in Digital's new personal computers! Spring Training was great last year. I am looking forward to another! If you have a chance, COME ON DOWN!

## 1982 Season Story

1982 was an exciting year for Salt River. Fans crowded into the "Stomperdome" all year, as the Stompers exceeded all expectations in improving their winning percentage by 108 points. Although the Stompers did not seriously threaten Boulder, moving from 5th to 2nd was a thrill! First team All Stars Madlock, Bowa, & Grant Jackson led the team with excellent years. Team MVP Madlock just missed winning the American batting title, but finished in the top 10 in 6 major categories! Bowa sparked the offense and Jackson won or saved 22 victories. 1983 promises to be an even better year, with Steve Howe & Jeff Leonard joining a strong squad. But, will the improvement be enough to catch Boulder?? Time will tell.

TEAM MVP: Bill Madlock

Most Unexp. Perf: Heity Cruz

AB	PLAYER	PCT.	G	GU	AB	R	H	RBI	2B	3B	HR	SLG.	BB	SO	E	SH	SF	SB	CS	MH	DEF DP	85
	CHAMBLISS	.211	112	0	445	38	94	47	19	1	5	.292	33	50	8	0	5	5	0	9	PIT ERR:	5
	DAUER	.281	101	0	359	37	101	35	28	0	4	.393	27	24	6	2	0	0	0	4		
	BOWA	.315	108	2	470	59	148	31	21	8	0	.394	29	22	14	3	0	18	10	2		
	MADLOCK	.395	93	0	375	53	133	51	*38	2	9	.539	35	13	8	0	8	17	5	8		
C	G. ROENICKE	.278	82	22	288	30	83	22	21	0	2	.368	28	43	2	4	2	3	1	2		
	RIVERS	.285	104	2	438	50	129	50	20	1	2	.359	22	38	1	0	2	6	8	2		
	LEFEBVRE	.238	95	5	320	45	78	44	17	3	10	.403	38	43	1	0	3	8	3	3		
	Lee PARRISH	.272	108	0	384	51	107	43	28	1	10	.424	29	68	3	0	0	0	2	9		
B	Heity CRUZ	.229	83	48	182	30	44	35	6	0	18	.510	31	48	0	0	1	3	3	1		
B	HILNER	.241	59	48	198	28	48	34	10	0	4	.352	21	11	0	1	1	0	0	5		
B	PITTMAN	.228	39	65	138	13	31	9	4	1	0	.272	8	17	6	2	2	1	2	0		
C	LYNN	.184	58	44	124	18	24	19	2	0	3	.282	19	20	0	1	1	0	0	4		
A	HANUEL	.220	31	81	91	11	20	18	11	0	4	.473	8	17	0	1	1	0	0	4		
C	GRAY	.174	10	101	23	3	4	7	0	0	2	.435	1	4	0	0	0	0	0	1		
B	PUJOLS	.381	7	105	23	2	9	5	2	0	0	.478	1	4	0	0	0	0	0	1		
B	G. GROSS	.000	1	111	1	0	0	0	0	0	0	.000	0	0	0	0	0	0	0	0		
B	J. BELL	.288	2	110	7	1	2	0	0	0	0	.288	0	1	0	0	0	0	0	0		

BAT TOTALS .270 112 XX 388 485 1053 448 227 17 71 .382 328 422 54 14 24 61 34 55

GS/GR	PITCHER	ERA.	W	L	PCT.	SV	RP	GS	GR	CG	SH	IP	H	R	ER	HR	BB	SO
24/1	Don MARTINEZ	3.41	11	11	.500	0	0	24	1	12	2	185.0	182	74	70	8	68	89
20/0	FLANAGAN	4.40	8	12	.333	0	0	20	0	3	1	118.7	139	67	58	12	39	64
19/3	WELSH	3.78	8	10	.444	0	0	19	4	3	2	131.0	142	58	55	9	39	48
11/9	ANDUJAR	4.11	5	5	.500	1	2	11	9	1	0	81.0	104	44	37	6	20	29
18/5	LERCH	3.35	5	1	.833	2	3	10	11	1	0	80.7	101	33	30	2	33	24
0/45	G. JACKSON	2.23	7	2	.778	15	22	0	44	0	0	44.3	39	12	11	0	13	13
0/42	CAPILLA	1.84	4	1	.800	4	8	0	41	0	0	63.7	62	13	13	1	38	40
9/17	MONTEFUSCO	3.28	5	4	.558	3	5	9	17	3	2	88.3	88	33	32	8	29	33
6/8	SUTCLIFFE	3.30	2	1	.687	0	1	12	0	0	0	30.0	29	13	11	3	18	11
9/0	TIANT	3.45	4	4	.500	0	0	9	0	1	1	80.0	71	23	23	2	18	39
5/1	McWILLIAMS	3.48	1	1	.500	1	1	5	1	1	0	41.3	45	18	16	4	6	20
4/3	LEIBRANDT	5.28	1	1	.500	0	0	4	3	0	0	30.7	42	23	18	0	14	11
	CRAMFORD	7.43	0	0	.000	0	0	0	4	0	0	13.3	18	11	11	1	8	3
	Don ROBINSON	2.78	0	0	.000	2	2	0	14	0	0	29.3	25	10	9	3	7	14
	LeCOSS	3.37	0	0	.000	0	0	0	1	0	0	2.7	4	1	1	0	1	0

PIT TOTALS 3.35 59 53 .527 28 44 112 182 25 8 988.3 1067 431 384 59 343 438

# SHERLOCK C's

Manager: Carl Carpenter

Age: 26 Occupation: Accountant

## Biographical Sketch

Accounting Supervisor for Douglas Aircraft Company in Long Beach. Have been with them for all 4½ years since graduating from USC. My main hobbies other than REPLAY are: tennis & slow-pitch softball. I manage a softball team at work and my tennis club also has a softball team!

## 1982 Season Story

Probably the C's most exciting season and disappointing season to date. We trailed Augsburg all season, made a big comeback to tie them in the final series, only to get blown away (at AI)! I had been looking forward to meeting Boulder in the play-offs again, even if it was Mike's turn to win. The C's will have a terrible pitching staff next year, but the hitting should keep them at .500.

TEAM MVP: Mike Norris

Most Unexp. Perf: Mike Norris

AB	PLAYER	PCT.	G	GL	AB	R	H	RB	2B	3B	HR	SLG.	BB	SO	E	SH	SF	SB	CS	WH	DEF DP:	82
	K. HERNANDEZ	.315	*112	0	438	68	138	53	28	8	11	.482	*78	45	8	0	2	12	4	9	PIT ERR:	3
	J. MORGAN	.252	87	3	308	48	77	32	7	0	12	.392	68	35	1	1	6	8	5	2		
	Dz SMITH	.208	*112	0	345	31	71	18	9	2	0	.243	33	22	10	14	1	15	7	2		
	OSERNFELL	.277	111	0	397	43	110	33	11	2	3	.338	31	22	12	0	3	11	3	5		
C	GIBSON	.314	81	20	298	48	94	49	13	1	13	.485	23	78	3	1	2	15	7	6		
	G. THOMAS	.240	107	0	413	64	98	78	31	0	19	.453	65	81	2	1	5	4	4	10		
	EASLER	.257	103	0	413	47	108	68	17	6	13	.421	19	51	7	0	10	8	0	10		
	Mc. MAY	.333	98	10	315	34	105	32	22	0	2	.422	21	33	8	0	1	0	2	5		
C	L. ROBERTS	.318	22	90	57	10	18	8	4	1	0	.421	7	2	0	0	1	1	2	2		
	ZISK	.282	85	2	328	42	88	38	9	2	11	.402	25	58	0	0	0	0	2	7		
A	GROTE	.303	33	75	99	7	30	17	6	3	1	.455	9	5	4	0	4	2	0	1		
C	A. BANNISTER	.197	58	53	127	17	25	5	2	0	0	.213	9	20	1	1	1	6	1	0		
	G. VUCKOVICH	.455	36	63	44	7	20	11	0	0	1	.523	3	0	0	0	0	0	0	0		
	BRUNANSKY	.119	33	79	42	4	5	8	0	0	3	.333	6	15	1	0	0	0	0	1		
B	SUMMERS	.288	41	67	97	14	28	17	3	0	6	.485	12	13	2	0	1	0	0	0		
A	SERNA	.287	4	108	15	1	4	3	0	0	0	.287	0	2	1	0	0	0	1	1		
B	E. MILLER	.214	45	61	140	13	30	7	3	3	0	.279	8	29	2	1	0	18	4	0		
B	GRAHAM	.388	21	91	19	5	7	3	0	0	0	.368	4	2	0	0	0	0	0	1		

BAT TOTALS .270 112 XX 3894 498 1051 478 185 28 95 .399 419 511 61 19 37 98 42 62

GS/GR	PITCHER	ERA.	M	L	PCT.	SV	RP	GB	GR	CS	Sh	IP	H	R	ER	HR	BB	SO
24/ 1	BOBOS	4.18	9	8	.800	0	0	25	0	3	1	144.3	138	75	67	18	60	74
24/ 0	DUTSON	3.82	12	9	.571	0	0	24	0	4	1	139.3	139	59	56	10	53	60
23/ 0	M. NORRIS	3.16	14	1	*.833	0	0	25	0	8	1	191.0	137	69	67	*28	78	82
19/ 0	KEDUGH	3.74	4	8	.400	0	0	18	0	3	1	125.0	119	55	52	10	42	49
11/ 9	BORBACK	3.04	4	6	.400	0	0	11	7	2	1	91.7	79	33	31	6	35	32
0/42	D. SMITH	2.80	6	4	.600	7	13	0	39	0	0	64.3	68	21	20	0	17	40
0/41	PRICE	4.04	4	5	.444	5	9	0	39	0	0	55.7	60	26	25	5	24	36
0/37	TIP MARTINEZ	2.63	3	4	.429	8	11	0	35	0	0	85.0	47	20	19	2	47	58
0/20	HAUSMAN	2.63	2	4	.687	2	4	0	16	0	0	27.3	23	8	8	3	5	10
0/25	VERHOEVEN	5.48	1	1	.500	2	3	0	16	0	0	23.0	39	14	14	2	3	5
	F. BANNISTER	4.15	3	4	.429	3	3	6	13	2	2	60.7	68	28	28	7	9	30
5/ 0	RINCON	1.59	1	2	.333	0	0	3	0	0	0	22.7	21	6	4	0	5	9

PIT TOTALS 3.48 63 48 .583 27 43 112 185 22 7 1010.0 939 414 391 89 376 485



# SHILOH Skyhawks

1983 TEAM NAME CHANGE

ELK GROVE SKYHAWKS

Manager: Les Fleming (Candy)

Age: 36 Occupation: Deputy District Attorney

## Biographical Sketch

Proud to be an Okie from Muskogee, though raised in California. Avid Cardinal fan since birth Sept. '46 for the pennant drive. Still haven't sobered up from this year's Series. Father of two young Cardinal fans (aged 13 & 6). They are the product of a mixed marriage - Candy is a Dodger fan (shudder!). However, Candy teaches at a Jr. High where Bob Forsch went to school. She was able to get Forsch to send me a Cardinal cap from the Series! Quite a woman for a Dodger fan!!

## 1982 Season Story

Despite a good offense, the Skyhawks pitching was poor. Only two regular starters had an ERA under 4.00 and they were not far under.. The bullpen also had its problems, with Gene Garber (4.24) the "ACE" of the pen, with only 12 RP's. On the brighter side, Buckner (.329, 71 RBI) and George Brett (.303) had good years. Jose Cruz led the team in HR's and runs scored, despite hitting only .245. Tony Armas was a big disappointment, hitting only .226, though he did lead the team in WH's. The SH bench was strong with: Stein, Brenly, Klutts, & O. Sanchez. New Manager Less Fleming has already pulled off some major deals (including the acquisition of a new infield!) and will have this team in contention in the near future!

TEAM MVP: Bill Buckner

Most Unexp. Perf: Tony Armas

AB	PLAYER	PCT.	G	GU	AB	R	H	RBI	2B	3B	HR	SLG.	BB	SO	E	SH	SF	SB	CS	WH	DEF DP:	84
	BUCKNER	.329	112	0	458	54	150	71	36	3	11	.493	22	20	11	0	4	3	2	9	PIT ERR:	8
	WILFONG	.237	87	10	274	30	63	18	13	3	4	.350	20	43	3	4	0	2	2	3		
	BURLESON	.299	108	2	402	49	104	29	13	1	3	.318	39	38	15	1	3	5	5	2		
	G. BRETT	.303	102	-1	422	50	128	30	28	11	4	.445	22	33	24	0	2	14	14	4		
	ARMAS	.228	112	0	481	45	104	59	23	1	14	.371	17	*113	4	0	2	2	0	11		
	LANDREAUX	.254	97	2	388	48	98	42	20	1	9	.381	18	31	1	0	1	12	4	1		
	Jose CRUZ	.245	110	1	424	58	104	55	13	2	16	.388	32	57	1	0	4	5	9	9		
B	J. DAVIS	.272	84	42	195	27	53	21	8	1	5	.390	24	23	4	0	4	0	0	3		
B	L. JOHNSON	.278	80	40	205	17	57	23	13	0	3	.385	12	23	1	0	0	0	4	2		
	HANNING	.230	88	44	230	37	53	18	10	2	4	.343	22	36	2	0	1	12	1	1		
B	STEIN	.299	61	47	204	19	81	23	8	0	4	.397	8	26	6	0	2	1	1	4		
B	WYNEDAR	.284	49	52	129	5	34	10	7	0	0	.318	12	6	0	0	2	0	1	0		
A	B. BROWN	.000	3	109	2	1	0	0	0	0	0	.000	0	1	0	0	0	0	0	0		
a	BRENLY	.333	18	88	42	7	14	8	2	0	1	.452	3	5	1	0	0	0	1	1		
a	KLUTTS	.378	24	88	45	7	17	7	0	0	2	.511	2	9	0	0	0	0	0	1		
a	YOST	.138	13	95	22	1	3	0	0	0	0	.138	1	4	0	0	0	0	0	0		
a	O. SANCHEZ	.381	8	108	21	4	8	4	3	0	0	.524	0	1	0	0	0	1	0	0		
a	TOLLESON	.250	1	111	4	0	1	1	0	0	0	.250	0	2	0	0	0	0	0	0		
BAT TOTALS		.289	112	XX	3924	458	1054	439	193	25	80	.392	232	471	81	5	25	57	44	51		

GS/GR	PITCHER	ERA.	W	L	PCT.	SV	RP	GS	GR	CG	SH	IP	H	R	ER	HR	BB	SO
24/0	LANGFORD	3.88	9	11	.450	0	0	24	0	10	3	174.0	180	80	75	12	51	88
23/0	SORENSEN	4.90	9	10	.474	0	0	23	0	8	1	152.3	*213	98	83	6	39	63
22/1	A. WILLIAMS	4.10	10	8	.556	0	0	22	0	7	2	145.0	131	68	58	15	31	55
19/0	DENNY	3.98	8	10	.444	0	0	21	0	6	1	150.0	137	74	66	11	82	88
5/0	HURST	6.28	2	2	.500	0	0	5	0	0	0	28.7	36	20	20	1	10	14
0/35	GARBER	4.24	5	5	.500	7	12	0	31	0	0	48.7	48	23	22	2	5	27
	SPROML	6.17	0	1	.000	1	1	0	17	0	0	35.0	59	28	24	4	16	16
0/23	D. MILLER	4.85	3	0	1.000	3	6	0	20	0	0	31.0	31	17	16	3	8	17
	FARMER	3.48	0	3	.000	6	8	0	23	0	0	39.0	29	15	15	3	19	32
0/11	CASTRO	5.50	0	2	.000	3	3	0	10	0	0	18.0	18	11	11	4	9	3
9/0	BYSTRON	2.05	4	1	.800	0	0	9	0	2	1	70.3	69	20	16	0	13	26
3/15	CAPPUZZELLO	3.80	1	2	.333	0	1	3	12	0	0	45.0	45	19	19	4	13	19
	DRAGO	7.84	1	0	1.000	0	1	0	11	0	0	22.7	35	22	20	0	17	6
2/25	D. COOPER	8.98	0	3	.000	0	0	3	1	0	0	19.3	21	18	15	3	11	7
	LEA	8.83	0	2	.000	0	0	2	5	0	0	17.3	33	17	17	4	7	7
	<STAT ERROR>	0.00	0	0	.000	0	0	0	0	0	0	0.0	0	2	2	3	0	0
PIT TOTALS		4.41	52	60	.484	20	30	112	130	33	8	994.3	1105	530	487	75	331	470

# TOLEDO Tomcats

Manager: Bill Parks (Carol)

Age: 40 Occupation: Foreman

## Biographical Sketch

Long-time Baseball fan, often slow-pitch softball player or coach. Midnight shift worker for years (my preference). Attend Univ. of Toledo days (on and off depending on finances and courses available). Other hobbies: reading (at least one book each week or so), movies. Born in Cincinnati (1942) - lived in Toledo most of my life (from age 9 on).

TEAM MVP: Tim Raines

Most Unexp. Perf: Dave Righetti

## 1982 Season Story

Year 3 for the Tomcats brought a continued improvement in all areas. Team totals improved in: 1. W-L% from .387 (I) to .481 (II) to .589 (III); 2. team batting from .263 to .275 to .280 (the latter tops in the American); 3. team pitching from 4.50 to 4.08 to 3.58. Unfortunately, the pitching was 5th in my division, so even the big improvement wasn't enough to move team up much in the standings. In 3 years, the team has managed to move from last up to 4th this year! In spite of the lack of upward movement in standings, management had many bright spots to be happy about. American MVP & Rookie of the Year Tim Raines and rookie Fernando Valenzuela were strong contributors! Vets Chet Lemon & Rickey Henderson also chipped in. Now it's just a matter of continuing the improvement to get into contention. The pitching still needs lots of help, the bullpen especially. A "comeback" by Dave Righetti would be a big help too!

AB	PLAYER	PCT.	G	GU	AB	R	H	RBI	2B	3B	HR	SLG.	BB	SO	E	SH	SF	SB	CS	WH	DEF DP:	74
	AIKENS	.280	98	12	357	48	100	63	15	0	17	.483	60	47	8	1	4	0	0	10	PIT ERR:	3
	HUBBARD	.247	95	19	233	34	63	24	6	4	3	.337	21	34	2	2	0	2	1	1		
	YOUNT	.270	92	1	345	52	93	47	13	6	8	.412	20	33	9	1	9	7	0	3		
	LANSFORD	.297	101	9	397	51	118	46	12	2	4	.388	41	29	*25	6	8	12	11	5		
	R. HENDERSON	.280	108	5	429	68	120	53	13	3	8	.388	68	67	8	0	6	46	13	6		
	PULI	.290	99	19	283	38	82	52	15	3	2	.385	20	37	0	5	1	12	0	4		
	LEMON	.304	98	5	385	72	117	67	22	10	20	.589	39	56	4	11	2	5	4	12		
	T. KENNEDY	.299	85	15	294	29	88	23	18	0	3	.384	15	35	13	3	5	0	3	4		
	RAINES	.350	91	1	386	76	133	68	20	17	11	*.579	38	43	6	2	4	*75	12	7		
A	THOM	.200	33	78	75	9	15	5	4	0	0	.253	9	14	5	0	0	3	0	1		
A	Bob CLARK	.319	38	72	91	13	29	16	4	0	4	.485	4	14	0	0	0	0	0	3		
A	HARPER	.188	37	68	97	10	18	9	2	0	2	.288	13	20	0	0	0	5	0	0		
B	TREVINO	.301	69	40	143	14	43	15	3	0	0	.322	16	17	6	1	1	4	0	3		
B	MALLING	.182	38	47	165	18	30	23	6	0	5	.309	27	15	0	0	2	2	1	2		
a	BACKMAN	.372	14	98	43	8	18	7	3	0	0	.442	3	6	0	5	0	1	0	2		
a	SINATRO	.222	18	90	45	6	10	7	2	2	0	.358	6	7	0	0	0	2	1	1		
C	MALLACH	.194	32	74	98	13	19	9	1	1	2	.286	9	17	1	0	0	0	0	1		
a	HALER	.285	22	85	49	5	13	4	0	0	0	.285	5	7	0	0	0	2	0	0		
	R. RAMIREZ	.108	13	97	37	3	4	2	0	0	0	.108	4	7	3	3	0	0	0	0		
a	R. MARSHALL	.000	1	111	1	0	0	0	0	0	0	.000	1	0	-0	0	0	0	0	0		

BAT TOTALS .280 112 XX 388 583 1111 540 158 48 87 .410 416 506 92 40 42 178 46 63

GS/GR	PITCHER	ERA	W	L	PCT.	SV	RP	GS	GR	CG	SH	IP	H	R	ER	HR	BB	SO
25/0	VALENZUELA	3.52	11	8	.579	0	0	25	0	8	3	197.0	168	81	77	19	99	200
25/0	SOTO	3.98	13	6	.684	0	0	25	0	3	1	167.3	154	82	74	18	66	182
22/0	SANDERSON	4.31	10	8	.558	0	0	22	0	4	2	129.3	140	67	62	14	40	63
22/1	PETRY	3.54	13	6	.684	0	0	22	1	4	1	153.0	138	64	61	14	68	67
15/0	RIGHETTI	5.04	4	7	.364	0	0	15	0	3	1	91.0	98	59	51	11	52	92
0/40	J. McLAUGHLIN	1.67	1	1	.500	16	17	0	30	0	0	37.7	34	7	7	0	12	23
0/37	D. BOONE	3.63	1	3	.250	1	2	0	27	0	0	34.7	38	16	14	2	6	24
3/28	S. STEWART	2.43	5	3	.625	4	7	3	23	1	1	70.3	54	24	19	4	33	33
0/24	J. JOHNSON	5.54	0	1	.000	1	1	0	13	0	0	13.0	10	8	8	1	4	6
0/22	V. CRUZ	0.72	3	1	.750	3	6	0	17	0	0	25.0	14	2	2	2	5	27
0/44	EASTERLY	3.01	4	2	.687	7	11	0	39	0	0	68.7	52	24	23	1	44	36
0/14	A. PENA	2.28	1	0	1.000	2	3	0	14	0	0	23.7	14	6	6	2	19	17
12/2	HAVENS	1.80	0	0	.000	0	0	0	3	0	0	5.0	3	1	1	0	2	1
	SCHATZEDER	0.00	0	0	.000	0	0	0	1	0	0	1.0	1	0	0	0	0	0

PIT TOTALS 3.58 68 46 .588 34 47 112 168 23 9 1018.7 918 441 405 88 450 771

# WALLHAVEN Offers

Manager: Dave Scott (Jane)

Age: 30 Occupation: Reporter

## Biographical Sketch

I'm a short, fat newspaper reporter, who constantly talks about losing weight, but never does. I am constantly struggling to find time for my job, family, and baseball, so I'm rarely bored. As an exceedingly modest person, I find autobiographies very difficult to write, so I resort to self-effacing lies.

Have fun!

## 1982 Season Story

I just can't get no respect! Last year, Ed Laing(HD) beat me 15 of 16 and went to the World Series. This year, Bob Lay(CF) beat me 10 of 12 and went to the Series. Otherwise, this would be a contending team - maybe not a Champion, but certainly not last place. It was particularly frustrating to watch teams in other divisions allow themselves to be ripped-off in trades. Despite all of these problems, dealing with the TML Members is a joy and playing the games remains great fun.

TEAM MVP: Phil Niekro

Most Unexp. Perf: Amos Otis

AB	PLAYER	PCT.	G	GU	AB	R	H	RBI	2B	3B	HR	SLG.	BB	SO	E	SH	SF	SB	CS	WH	DEF	DP	GS
C	J. THOMPSON	.201	85	15	238	38	80	43	13	0	14	.385	47	68	7	0	2	0	0	8			3
	TRILLO	.230	98	4	384	42	91	45	4	4	7	.341	30	48	10	1	4	9	3	8			
	ALMON	.281	108	3	420	47	118	33	12	1	5	.350	27	67	20	0	3	15	7	6			
	HORNER	.248	81	4	303	38	75	32	9	0	9	.368	31	48	8	1	3	0	5	2			
	PACIOREK	.283	108	0	446	58	128	52	27	1	15	.448	37	68	5	0	3	18	10	7			
	D. COLLINS	.248	93	7	382	47	95	27	12	8	1	.319	42	55	5	0	5	18	6	2			
	OTIS	.213	98	13	342	31	73	32	13	1	4	.282	28	60	4	0	4	11	6	5			
B	BENCH	.317	74	32	188	33	83	42	8	0	12	.538	23	32	5	1	0	0	1	7			
B	D. DAVIS	.228	38	68	84	10	19	8	1	0	2	.310	9	12	1	0	1	2	0	1			
B	MORAY	.242	70	37	198	29	48	38	1	2	14	.480	33	70	1	2	2	2	1	5			
A	ROOF	.198	32	74	97	10	19	5	6	0	0	.258	14	29	0	0	0	7	0	1			
	S. HENDERSON	.320	48	48	153	22	48	22	5	1	4	.444	20	36	1	0	4	1	0	0			
	GARDENHIRE	.282	19	93	42	8	11	1	0	0	0	.282	3	10	2	0	0	1	1	0			
B	BULLING	.240	58	44	154	10	37	18	5	0	2	.312	15	17	3	2	0	0	0	1			
A	A. RODRIGUEZ	.371	30	78	97	12	38	18	4	0	4	.538	3	13	3	0	0	0	0	1			
A	FLANNERY	.219	18	93	64	7	14	5	2	2	0	.313	1	1	3	0	0	0	0	1			
C	E. VALENTINE	.283	27	85	57	3	15	10	3	1	2	.456	2	18	0	0	0	0	0	2			
B	CROMLEY	.171	44	84	117	12	20	6	3	0	1	.222	28	12	2	0	1	0	0	0			
A	BARFIELD	.333	2	110	8	0	2	0	0	0	0	.333	0	2	0	0	0	0	1	0			
C	G. IORG	.388	15	97	41	8	15	3	1	0	0	.390	1	6	2	0	0	0	0	0			
	(STAT ERROR)	.000	0	0	0	0	0	0	0	0	0	.000	-1	3	0	0	0	0	0	0			

BAT TOTALS .255 112 XX 3914 468 937 438 130 19 97 .372 398 693 85 7 32 82 41 57

GS/GR	PITCHER	ERA	W	L	PCT.	SV	RP	GS	GR	CG	SH	IP	H	R	ER	HR	BB	SO
22/ 0	P. NIEKRO	2.43	9	6	.600	0	0	22	0	5	3	152.0	109	45	41	10	57	84
22/ 2	S. MCGREGOR	3.95	8	6	.571	0	1	22	2	3	0	130.0	145	65	57	11	38	68
20/ 0	HONEYCUTT	4.40	3	8	.273	0	0	20	0	3	1	102.3	113	53	50	11	21	28
20/ 0	Bob FORSCH	4.40	3	7	.300	0	0	20	0	2	1	102.3	124	53	50	12	37	50
9/28	FALCONE	3.11	6	1	.857	1	5	9	28	1	0	121.7	114	49	42	11	30	70
0/39	Rev JACKSON	1.81	8	3	.727	7	15	0	38	0	0	67.0	47	12	12	6	17	25
0/29	OMCHINKO	4.44	0	3	.000	2	2	0	20	0	0	24.3	25	13	12	3	13	20
0/32	D. STEWART	2.40	3	2	.600	7	10	0	32	0	0	45.0	28	13	12	3	15	28
0/31	T. STODDARD	3.19	3	3	.500	2	5	0	29	0	0	42.3	27	15	15	5	22	40
1/20	T. LEACH	4.78	7	4	.638	0	7	1	20	1	0	62.3	54	35	33	7	24	27
1/25	LAROCHE	3.71	7	4	.838	3	10	1	24	0	0	89.7	78	39	37	9	36	39
	CLAY	4.47	2	3	.400	0	0	13	0	1	0	52.3	50	28	26	4	24	15
4/ 4	A. MORENO	5.08	1	2	.333	0	0	4	3	0	0	28.7	28	16	15	5	19	12

PIT TOTALS 3.55 60 52 .538 22 55 112 194 18 8 1018.0 941 438 402 97 353 482

## Released Player Stats

Team/Player	Pct.	GP	AB	R	H	BI	2B	3B	HR	BB	SO	E	SH	SF	SB	CS	WH
<b>** AMERICAN **</b>																	
(AA) Phillips	.000	6	2	0	0	0	0	0	0	0	1	0	0	0	0	0	0
(AT) Murcer <i>BR</i>	.210	54	162	9	34	21	4	0	6	9	27	0	0	0	0	1	2
(AT) Harlow <i>WV</i>	.000	3	6	0	0	0	0	0	0	0	3	0	0	0	0	0	0
(AI) Ted Cox	.348	18	46	7	16	7	4	0	0	8	10	4	0	0	0	1	2
(CF) Braun <i>WV</i>	.286	6	7	1	2	0	0	0	0	2	0	0	0	0	0	0	0
(CF) L. Gomez	.000	2	5	1	0	0	0	0	0	1	0	0	0	0	0	0	0
(WV) D. Schmidt	.224	15	49	5	11	2	1	0	1	7	18	0	0	0	0	0	0
<b>** NATIONAL **</b>																	
(TG) Hisle	.000	2	5	0	0	0	0	0	0	0	0	0	0	0	0	0	0
(UC) Hobson	.267	7	15	3	4	1	1	0	1	3	4	0	0	0	0	0	0

Team/Pitcher	ERA.	W-	L-SV-RP	GS	GR	CG	Sh	IP	H	R	ER	HR	BB	SO
<b>** AMERICAN **</b>														
(AI) Willis	2.65	1-	0- 0- 1	0	3	0	0	6.7	6	2	2	0	4	0
(CB) L. McGlothen	7.71	1-	3- 0- 0	5	0	0	0	21.0	39	18	18	0	12	8
(CB) Ken Brett	0.00	0-	0- 0- 0	0	1	0	0	1.7	0	0	0	0	0	0
(CB) Searage	16.20	0-	1- 0- 0	0	5	0	0	3.1	6	6	6	1	7	1
<b>** NATIONAL **</b>														
(RR) Dy Miller	3.86	1-	3- 0- 1	0	8	0	0	9.3	14	5	4	0	5	4

## Some Notes from Mike

11/15/83

First off, I apologize for the lateness of this Yearbook. However, I think that you will agree with my decision that led to its lateness. Back in the spring, I was just able to get the TML Guide out in time for the start of TML IV. Once the new season began, I found it very difficult to find time for the Yearbook, without sacrificing the smooth flow of the current season from series to series. Thus, the Yearbook was put on the back burner until just recently, when I was finally able to use a few vacation days and a couple of weekends to finish it up. You see, it is just a rumor that I spend all my free time with TML. Like everyone else, it is a hobby which I have just so much time for. You will be happy to know that I have already begun putting together the new 1983 Yearbook and I promise that it will be completed by the start of the 1984 TML season. Barring any complications in the copying of the new Yearbook, you should all have it by April. As for the upcoming 1984 TML Guide, it is on my computer disk and will be in your hands prior to the Free Agent Draft.

At this point, I would like to thank Rocky Hall for finishing the Akron season, Lowell Baumunk for taking over the California franchise in mid-stream, and L.C. Roots for finishing the Arkansas season. Thanks also go to Rich Goldberg for helping with the copying of this Yearbook (as well as the 1983 TML Guide). And, to Jim Pertierra for his support and friendship through the years!

Included in this Yearbook, you will find some historical records that Jim and I have been keeping, namely the single-season "Top 10" batting and pitching leaders, the Franchise Records, and the Active Managers' Percentage List. I, for one, really enjoy this part of the TML. Looking further ahead, I plan to have single-season team stats in the upcoming Yearbook and possibly a preliminary look at some career leaders! We are planning to put together some sort of a TML Register after TML V, with a complete listing of all active players and their lifetime TML stats. It will be quite a project, but is the first step in building the foundation of TML History.

Despite all the time and effort I put into the TML, obviously I could not have done it without you guys! Keep up the good work! (I'm looking forward to battling you American Association guys this coming season, especially John Gatto and Dick Gorney who I've known for 10 years, but have never played against!)

# NATIONAL

## 1982 FINAL STANDINGS

### Northeastern

CLEMENTE				MANTLE			
	W - L	PCT.	GB		W - L	PCT.	GB
TROY	77- 35	.688	—	MOHAWK TRAIL	66- 46	.589	—
NEW YORK	69- 43	.616	8	COMMACK	59- 53	.527	7
OCEANICA	51- 61	.455	26	BERKSHIRE	57- 55	.509	9
3-MILE ISL.	48- 64	.429	29	PENNELLVILLE	55- 57	.491	11
FIVE RIVERS	33- 79	.295	44	RAINIER	41- 71	.366	25

### Continental

RUTH				AARON			
	W - L	PCT.	GB		W - L	PCT.	GB
ZACA'S	71- 41	.634	—	WOODSBEND	76- 36	.679	—
UConn	62- 50	.554	9	DAYTON	70- 42	.625	6
CALIFORNIA	41- 71	.366	30	AUBURN	63- 49	.563	13
GOTHAM CITY	41- 71	.366	30	NORTH OXFORD	56- 56	.500	20
NEW BRITAIN	29- 83	.259	42	OZARK	55- 57	.491	21

### 1982 National Playoff Results

TROY defeated MOHAWK TRAIL 4 games to 3 to take the Northeastern Conference Title

WOODSBEND defeated ZACA'S 4 games to 1 to take the Continental Conference Title

TROY defeated WOODSBEND 4 games to 3 to take the National Association Pennant

# TROY Giants

# TML Champion

Manager: Larry Alber (Debbie)

Age: 30 Occupation: Computer Analyst

## Biographical Sketch

REPLAY Fan-a-tic for 9 years and an avid Baseball enthusiast. My biggest hobby is my new house and learning to do the basic elements to keep it from crumbling. I also like (and own) Apple computers and have been known to putter around a bit on it. I must also publically thank my lucky stars to have an unknowledgeable wife who understands my passion for the game.

## 1982 Season Story

The Jints were favored to win the Clemente and did not disappoint the home fans! The overhaul from 1980's Championship squad commenced in '81 and is still underway, but having a contender at the same time is most gratifying. We in Troy are proud of the way the team performed and in their overall comraderie and spunk. We won when we had to, even if it took the full 7 games in each playoff. The Jints played very well in the playoffs. With all the importance of Mike Schmidt in mind, we still have to tip our caps to the pitching staff, whose combined efforts allowed such a successful year to take place. Bravo Jints! We love ya, now & forever!!

TEAM MVP: Mike Schmidt

Most Unexp. Perf: Krukow

AB:	PLAYER	PCT.	G	GU	AB	R	H	RBI	2B	3B	HR	SLG.	BB	SO	E	SH	SF	SB	CS	WH	DEF DP:	77
	HARGROVE	.305	100	2	383	65	117	34	33	0	1	.399	68	28	7	0	6	5	5	8	PIT ERR:	4
	HUBBARD	.257	104	2	368	58	95	48	15	9	11	.436	31	39	5	9	2	8	2	4		
	BONA	.281	106	3	431	50	121	33	14	2	0	.323	25	23	17	11	2	14	5	11		
	M. SCHMIDT	.320	110	0	388	*93	124	103	22	1	*39	*.683	*100	75	12	0	2	5	9	12		
	J. CLARK	.248	103	1	416	62	103	77	15	4	19	.440	28	44	2	0	8	1	2	13		
	GRIFFEY	.327	105	1	447	70	148	59	22	5	1	.405	39	58	2	0	3	11	4	4		
	LANDREAU	.263	81	22	274	38	72	37	17	0	7	.401	10	33	0	4	3	8	2	4		
	BENEDICT	.288	100	2	390	44	103	58	14	1	11	.422	28	34	11	15	1	2	1	9		
C	SAMPLE	.255	68	30	241	37	71	37	16	0	5	.423	21	25	1	3	2	4	0	3		
	BOCHTE	.284	68	37	232	29	66	19	5	0	3	.345	26	48	4	1	0	2	3	1		
B	BROUHAUD	.284	30	80	87	12	23	9	2	0	1	.322	6	27	0	0	1	3	0	0		
	FLYNN	.667	3	109	3	1	2	0	0	0	0	.667	0	1	0	0	0	0	0	0		
B	SUMMERS	.242	38	75	66	8	18	8	2	0	3	.409	5	23	1	0	0	0	0	1		
B	WYNEDAR	.355	18	92	31	5	11	3	0	0	0	.355	3	4	0	0	1	0	0	0		
A	SCONTERS	.181	15	94	31	5	5	8	1	1	1	.355	0	9	0	0	0	0	0	1		
A	SINATRO	.235	8	106	17	8	4	1	1	0	0	.294	6	1	0	0	0	0	0	0		
C	COMENS	.254	26	86	63	5	16	10	3	0	1	.348	7	7	0	5	0	0	1	2		
B	K. GARCIA	.254	26	83	59	10	15	8	5	1	0	.373	5	6	3	4	1	2	0	1		

BAT TOTALS .284 112 XX 3903 586 1110 572 187 24 103 .424 406 503 68 52 32 65 34 78

GS/GR	PITCHER	ERA.	M - L	PCT.	SU	RP	GS	GR	CG	SH	IP	H	R	ER	HR	BB	SO
28/ 0	Don LEONARD	2.60	*17 4	.810	0	0	28	0	13	1	214.7	195	68	62	13	47	102
25/ 0	MORRIS	3.01	18 5	.762	0	0	25	0	10	2	197.7	150	74	66	13	83	90
25/ 0	KRUKOW	3.74	12 5	.708	0	0	25	0	5	2	168.0	139	74	69	21	77	126
22/ 1	PETRY	2.82	13 5	.722	0	1	22	1	7	2	163.7	140	61	52	9	58	84
10/17	LAMP	2.21	4 3	.571	2	2	10	8	0	0	85.7	68	24	21	5	31	36
0/41	S. HOME	2.45	3 5	.375	10	13	0	37	0	0	44.0	42	13	12	5	11	22
0/39	REED	2.83	3 1	.750	6	9	0	30	0	0	35.0	38	11	11	4	6	17
0/41	HICKEY	1.29	1 1	.500	1	2	0	13	0	0	14.0	13	3	2	1	7	11
0/30	EASTWICK	2.09	6 5	.545	7	12	0	30	0	0	47.3	39	17	11	5	19	22
11/17	SHIRLEY	1.76	2 1	.667	0	4	3	2	2	2	30.7	22	6	6	1	6	10
0/17	NIEDENFUEER	0.00	0 0	.000	1	1	0	6	0	0	11.0	11	0	0	0	2	3

PIT TOTALS 2.77 77 35 .688 27 40 112 128 37 9 1011.7 877 351 311 77 347 523



# OCEANICA Cyclones

Manager: Mike Landin (Teri)

Age: 29 Occupation: Meteorologist

## Biographical Sketch

I am still a Meteorologist at S.U.N.Y. at Albany, where I broadcast weather forecast daily for four radio stations in upstate NY. I am also a consultant for Associated Weather Services. This past December, I finally finished my Thesis & received my M.S. degree in Atmospheric Science. In Jan '83, I built a Heathkit H-25 high-speed printer for my computer system. This printer is about 5 times faster than my older one! Though I enjoy playing softball & tennis, the TML is still my #1 hobby! My favorite day of the TML year is Rookie Draft Saturday, when I get to talk to many of you. (I am also grateful for having a loving & understanding wife!)

## 1982 Season Story

The Cyclone season had its up & downs, but then so does every sub-.500 team. They were in the race until a Series 9 (0-8) whitewash at North Adams. (Yes, the Tony Armas 5-HR launching spree!) Team MVP & National Fireman of the Year, Doug Corbett, saved 31 (tying the full season TML record!) and won 3 others, while compiling an ERA of 1.75. Dennis Lewallyn was the staff iron-man, pitching over 300 innings, while striking out a TML record 307. Lewallyn also tied TG's Leonard in leading the TML in victories, with 17. Ripe Jones rapped out an incredible 46 2B in only 109 games! Overall, the team's stats were good & the defense was super (only 51 errors in 112 games). To boost the '83 HR production, the Cyclone Management will be pulling in the fences for this coming season. (Enos Cabell has demanded a trade; something about going to a team of rose-colored birds!?)

TEAM MVP: Doug Corbett

Most Unexp. Perf: Dennis Lewallyn

AB	PLAYER	PCT.	G	GL	AB	R	H	RBI	2B	3B	HR	SLG.	BB	SO	E	SH	SF	SB	CS	MM	DEF	DP:	SB
C	PERKINS	.255	87	20	255	20	63	22	18	1	0	.323	16	18	0	16	3	0	8	0			
	DAUER	.278	104	0	428	48	119	39	33	1	2	.374	25	31	4	0	0	0	0	4			
	TRANWELL	.307	110	0	401	47	123	48	22	2	2	.387	34	25	20	18	3	13	3	4			
C	RANDKE	.248	89	15	211	19	52	16	3	2	0	.280	7	16	2	23	1	5	1	3			
	Ripe JONES	.252	109	0	411	53	120	47	*48	2	4	.443	39	49	2	5	4	10	8	5			
	Jose CRUZ	.232	92	18	325	42	95	45	13	1	12	.448	20	35	1	3	4	4	10	4			
	PUNE	.240	91	11	359	44	86	27	19	1	3	.323	28	58	0	3	2	18	4	3			
	Leslie PARRISH	.268	107	0	388	50	98	38	13	2	12	.410	34	72	5	9	1	3	1	3			
	McRAE	.287	55	55	157	13	45	17	5	0	5	.414	12	5	0	0	1	0	1	4			
	OGLIVIE	.250	89	20	304	37	76	32	11	1	11	.401	29	35	0	1	5	2	3	7			
B	B. MARTINEZ	.143	14	97	21	1	3	2	0	0	0	.143	5	4	0	2	0	0	0	1			
A	Bob CLARK	.258	40	69	97	14	25	20	3	0	7	.505	5	22	0	0	0	0	0	6			
A	KUNTZ	.318	42	68	98	14	31	12	5	0	0	.367	15	14	0	6	0	4	0	0			
C	MORRISON	.200	28	88	80	7	12	1	4	1	0	.300	1	12	2	2	0	0	0	0			
B	DILLARD	.218	32	50	124	12	27	9	6	0	2	.315	8	23	5	1	0	0	0	1			
	CABELL	.228	33	75	93	10	21	8	3	1	2	.344	1	18	1	1	0	2	0	2			
A	KEEP	.273	6	104	22	0	8	2	0	0	0	.273	0	1	0	0	0	0	0	0			
A	B. EVANS	.330	45	63	94	8	31	9	9	0	0	.428	6	13	1	0	1	0	2	1			
A	WALLER	.455	6	108	11	4	5	3	2	1	0	.818	0	0	1	0	0	0	0	0			
C	WARD	.220	17	92	50	10	11	4	2	0	1	.320	3	9	0	0	0	0	0	0			
BAT TOTALS		.270	112	XX	3888	451	1051	422	215	18	63	.382	286	458	51	88	25	61	41	48			

GS/OR	PITCHER	ERA	W	L	PCT.	SV	RP	GS	OR	CG	SH	IP	H	R	ER	HR	BB	SO
24/0	LANEFORD	3.22	10	9	.528	0	0	24	0	12	2	190.3	186	75	68	8	51	55
23/0	N. MORRIS	4.01	8	9	.471	0	0	23	0	6	1	157.0	132	74	70	17	53	58
	LEWALLYN	4.68	*17	21	.447	0	4	*32	28	*16	0	*325.0	*401	*174	*169	27	95	*307
12/2	HAVENS	7.15	4	4	.500	0	0	12	0	3	1	68.7	88	56	53	10	18	34
	G. NELSON	3.63	3	4	.429	0	0	16	0	0	0	74.1	72	38	30	9	45	18
0/54	CORBETT	1.75	3	3	.500	*31	*34	0	39	0	0	48.3	39	10	9	1	10	27
0/41	ANDERSEN	2.87	0	6	.000	1	1	0	32	0	0	53.3	42	18	17	3	17	23
0/39	ROY JACKSON	3.10	3	1	.750	0	3	0	25	0	0	29.0	27	10	10	3	10	7
1/20	T. LEACH	1.54	2	2	.500	0	2	1	19	0	0	35.0	20	6	6	2	17	10
4/13	J. WRIGHT	4.19	1	2	.333	0	0	4	7	0	0	34.3	35	19	16	3	20	15
PIT TOTALS		3.88	51	81	.455	32	44	112	150	37	7	1011.3	1042	480	448	83	336	554

# TML All Stars

(The players listed at positions were selected by balloting of the Managers in their respective Associations. The All Star games can be found on next two pages.)

## American Association

### Western Conf.

1B - Buckner(SH)  
2B - Bernazard(AK)  
3B - Madlock(SR)  
SS - Bowa(SR)  
OF - Foster(BL)  
OF - Dw.Evans(PA)  
OF - Hendrick(AI)  
DH - Luzinski(PG)  
C - Carter(RI)  
SP - McCatty(AK)  
RP - G.Jackson(SR)  
RP - Holland(BL)

E.Murray(BL)	M.Norris(SC)
Burleson(SH)	D.Alexander(AI)
Harrah(BL)	Minton(BL)
Gedman(BL)	D.Smith(SC)
M.May(SC)	Aase(AI)
Mumphrey(PA)	Reardon(KS)
G.Thomas(SC)	

### Global Conf.

1B - Hargrove(HD)  
2B - Remy(AA)/Grich(HD) tie  
3B - Nettles(AT)  
SS - Yount(TT)  
OF - Lemon(TT)  
OF - Raines(TT)  
OF - Matthews(HD)  
DH - C.Johnson(CF)  
C - Pena(AA)  
SP - Seaver(HD)  
RP - Fingers(HD)  
RP - Roy Jackson(WV)

Aikens(TT)	P.Niekro(WV)
Schmidt(HB)	D.Leonard(LM)
Bench(WV)	J.McLaughlin(TT)
R.Henderson(TT)	Corbett(CF)
Winfield(AT)	Howe(AT)
L.Smith(BR)	
Reuss(CB)	

## National Association

### Northeastern Conf.

1B - Durham(NY)  
2B - Dauer(OC)  
3B - Schmidt(TG)  
SS - Yount(MT)  
OF - Moreno(NY)  
OF - Griffey(TG)  
OF - Easler(BB)  
DH - Oliver(CS)  
C - Sundberg(NY)  
SP - Leonard(TG)  
RP - Corbett(OC)  
RP - Fingers(MT)

Cooper(3M)	W.Wilson(NY)
Oester(RR)	R.Jones(OC)
Trammell(OC)	Renko(PO)
Salazar(FR)	Valenzuela(MT)
Zisk(RR)	Seaver(BB)
Nolan(MT)	Gossage(NY)
L.Smith(CS)	

### Continental Conf.

1B - E.Murray(DA)  
2B - Grich(WD)  
3B - Lansford(DA)  
SS - Oz Smith(WD)  
OF - Dawson(WD)  
OF - Winfield(DA)  
OF - Raines(NO)  
DH - Luzinski(AO)  
C - Carter(OK)  
SP - Ryan(ZR)  
RP - Sutter(DA)  
RP - Lucas(WD)

K.Hernandez(WD)	Dw.Evans(UC)
Remy(NB)	R.Henderson(DA)
Concepcion(GC)	G.Thomas(ZR)
Oberkfell(ZR)	R.Mahler(NO)
J.Thompson(UC)	Soto(WD)
Diaz(CA)	Comer(ZR)
T.Kennedy(GC)	

# American All Star Playoff

GLOBAL	AB	R	H	BI	WESTERN	AB	R	H	BI
Raines, lf	4	0	0	0	Bernazard, 2b	5	0	1	0
Ross, 2b	2	0	1	0	Madlock, 3b	5	0	2	0
Grich, 2b	2	0	1	0	De. Evans, rf	4	0	1	0
Hargrove, lb	4	0	0	0	Foster, lf	4	1	2	1
C. Johnson, dh	3	0	1	0	Luzinski, dh	4	1	2	1
L. Smith, pr-dh	0	0	0	0	Humphrey, pr-dh	0	0	0	0
Aikens, ph	1	1	1	0	Carter, c	3	0	2	0
Matthews, rf	2	0	1	0	Hendrick, cf	2	0	1	0
Winfield, rf	1	0	0	0	G. Thomas, ph-cf	2	0	0	0
Yount, ss	4	0	1	0	Buckner, lb	2	0	0	0
T. Pena, c	4	0	1	1	E. Murray, ph-lb	2	0	0	0
Lemon, cf	1	0	1	0	Benn, ss	2	0	2	0
R. Henderson, cf	3	0	1	0	Burleson, ph-ss	0	0	0	0
Hortles, 3b	1	0	0	0	M. May, ph	0	0	0	0
Schmidt, ph-3b	3	0	1	0	Harris, pr-ss	0	0	0	0
TOTALS	30	1	10	1	TOTALS	35	2	13	2

GLOBAL	0	0	0	0	0	0	1	1
WESTERN	0	2	0	0	0	0	0	1-2

GLOBAL	IP	H	R	ER	BB	SO
Seaver (LOB)	3	5	2	2	1	1
Leonard	1	4	0	0	0	0
Corbett	1	1	0	0	0	1
Ross	0.2	1	0	0	1	0
Roy Jackson	0.2	1	0	0	0	0
P. Niekro	0.2	1	0	0	0	0
S. Nune	0.1	0	0	0	1	0
Fingers	0.2	0	0	0	0	1

WESTERN	IP	H	R	ER	BB	SO
McCatty (WED)	3	3	0	0	0	3
Alexander	1.2	1	0	0	0	0
Holland	2	1	0	0	0	1
Randall	0.2	1	0	0	0	0
Kistner (SWE)	1.2	4	1	1	1	0

GAME-WINNING RBI — Foster  
E-Hendrick, Hortles, Hargrove, Raines. IP-GLOBAL: 2, WESTERN: 2. LOB-GLOBAL: 8, WESTERN: 12. HR-Foster, Luzinski.  
CB-Carter. IP-G. Nune.

The Third Annual American All Star Playoff game between the Global and Western Conferences was another cliff-hanger, again dominated by pitching. (The starting teams can be found on the preceding page.) Global starter Tom Seaver was met with back-to-back homers by George Foster and Greg Luzinski in the 2nd inning, while Western starter Steve McCatty pitched 3 strong scoreless innings. The Western pitchers held the Global hitters in check through the 8th inning, while the Global pitchers continually ran into trouble, but managed to escape each time. With the score still 2-0 Western, Willie Mays Aikens led off the visitor 9th with a single. Dave Winfield drew a walk, before Robin Yount grounded into a F.C., sending Aikens to 3rd. Tony Pena singled, driving in Aikens and sending Yount to 2nd. Greg Minton, who came in during the 8th, settled down, retiring both Rickey Henderson and Mike Schmidt, to save the game and give the Western its first victory over the Global in All Star Playoff competition! (Boxscore of game is at left.)

# National All Star Playoff

CONTINENTAL	AB	R	H	BI	NORTHEASTERN	AB	R	H	BI
Raines, lf	4	0	1	0	Griffey, rf	2	0	0	0
Lansford, 3b	4	0	1	0	Trammell, ph-ss	2	0	0	0
Damon, cf	3	0	0	0	Yount, ss	3	1	1	1
Grich, 2b	4	0	0	0	Cooper, lb	1	0	0	0
Luzinski, dh	1	0	0	0	Durham, lb-rf	3	0	0	0
Ross, pr-dh	0	0	0	0	Schmidt, 3b	3	1	1	1
R. Henderson, ph-dh	1	0	0	0	Estler, lf	2	0	0	0
G. Thomas, ph-dh	1	0	0	0	R. Jones, lf	0	0	0	0
E. Murray, lb	3	0	0	0	Oliver, dh	3	0	0	0
Carter, c	3	0	0	0	Sandberg, c	3	0	0	0
Winfield, rf	2	0	0	0	Hansen, cf	1	0	0	0
De. Evans, ph-rf	1	0	1	0	Nolan, ph	1	0	0	0
O. Smith, ss	1	0	0	0	Oester, 2b	1	0	0	0
Cheroff, ph-ss	1	0	0	0	Damon, 2b	1	0	0	0
L. Hernandez, ph	1	0	0	0	Zisk, ph	0	0	0	0
Concepcion, ss	0	0	0	0	M. Wilson, pr-cf	0	0	0	0
TOTALS	30	0	3	0	TOTALS	26	2	2	2

CONTINENTAL	0	0	0	0	0	0	0	0
NORTHEASTERN	0	0	0	1	0	0	1	2

CONTINENTAL	IP	H	R	ER	BB	SO
Ryan	3	0	0	0	0	3
Soto (LOB)	2	1	1	1	1	2
R. Niekro	2	1	1	1	1	2
Cramer	1	0	0	0	0	1

NORTHEASTERN	IP	H	R	ER	BB	SO
Leonard	3	1	0	0	0	3
Velezuela (WED)	2	0	0	0	0	1
Seaver	2	1	0	0	0	1
Fingers	1	1	0	0	0	0
Corbett	0.2	0	0	0	0	1
Gossage (SWE)	0.1	0	0	0	0	0

GAME-WINNING RBI — Yount  
E-nune. LOB-CONTINENTAL: 3, NORTHEASTERN: 3. 3B-Raines.  
HR-Yount, Schmidt. 2B-M. Wilson. 1BP-Damon (by Seaver).

The Third Annual National All Star Playoff between the Northeastern and Continental Conferences was completely dominated by pitching. (The starting teams can be found on the preceding page.) Continental starter Nolan Ryan set down the first 9 Northeastern batters, fanning 3. Northeastern starter Dennis Leonard allowed only a single to Lansford in his 3 innings of work. Then, in the home 4th, with 1 out and Mario Soto on the mound, Robin Yount launched a homer, breaking the ice. With the score still 1-0 Northeastern, Raines rapped out a 1-out triple, but was stranded there, as Tom Seaver pitched out of the jam. In the home 7th, National HR Champ and World Series hero, Mike Schmidt, belted a solo homer, to make it 2-0 in favor of the Northeasteners. The rapid-fire succession of Rollie Fingers, Doug Corbett, and Goose Gossage was too much for the Continental, giving the Northeastern Conference its 3rd straight win over their rival Conference. There were only five hits in the game, but the Northeasteners did not waste a single one!

# TML All Star Game

WESTERN	AB	R	H	BI	NORTHEASTERN	AB	R	H	BI
Bernazard, 2b	4	1	1	1	Griffey, rf	1	0	0	0
Madlock, 3b	4	1	1	1	Salazar, pb	1	0	0	0
Bo. Evans, rf	3	0	0	0	Oester, 2b	1	0	1	1
Foster, lf	4	0	0	0	Yount, ss	4	0	1	0
Murfield, lf	0	0	0	0	Burke, lb-rr	2	0	0	0
Luzinski, dh	3	0	0	0	Schmidt, 3b	4	1	1	1
Harrah, pr-3b	0	0	0	0	Easter, lf	2	0	0	0
Carter, c	3	0	0	0	R. Jones, lf	2	0	1	0
Hendrick, cf	1	0	0	0	Oliver, dh	2	0	2	0
Rampage, pr-1	1	0	0	0	Zisk, pr-3b	1	0	0	0
E. Harrah, pb	1	0	0	0	Sundberg, c	4	0	0	0
Burleson, ss	0	0	0	0	Moreno, cf	2	0	0	0
Buchner, lb	3	0	0	0	W. Wilson, pr-1	2	1	1	0
Boss, ss	2	0	0	0	Bauer, 2b	1	0	0	0
G. Thomas, pr-1	1	1	1	1	Cooper, pr-lb	3	0	0	0

TOTALS 30 3 3 3 TOTALS 32 2 7 2

WESTERN..... 1 0 1 0 0 0 0 1 0 -3  
NORTHEASTERN..... 0 1 0 0 0 0 0 1 0 -2

WESTERN	IP	H	R	ER	HR	BB	SO
McCutty .....	3	3	1	1	1	1	0
Alexander .....	1.2	1	0	0	0	0	0
Holland .....	1	1	0	0	0	1	1
R. Smith (LHO) .....	1.1	2	1	1	0	1	0
Aase (RHE) .....	2	0	0	0	0	1	2

NORTHEASTERN	IP	H	R	ER	HR	BB	SO
Leonard .....	3	2	2	2	2	1	2
Velezuela .....	2	0	0	0	0	0	2
Sauer .....	2	0	0	0	0	0	0
Fingers (LHO) .....	1	1	1	1	1	0	1
Corbett .....	0.2	0	0	0	0	2	0
Bosage .....	0.1	0	0	0	0	0	0

GAME-WINNING RBI — G. Thomas.  
E-Burleson. IP-WESTERN:3. LHO-WESTERN:3. NORTHEASTERN:7.  
3B-W. Wilson. HR-Madlock, Schmidt, Bernazard, G. Thomas.

The Third Annual TML All Star Game was another classic battle between the respective American and National Conference winners. With 1 out in the Western 1st, Bill Madlock blasted a solo shot off Northeast starter Dennis Leonard. In the home 2nd, Mike Schmidt came through again, blasting another homer, to tie the score at 1-1. In the Western 3rd, Bernazard ripped a shot to center. The ball got away from Omar Moreno and Bernazard raced around the bases for an inside-the-park homerun, putting the Westerners back on top, 2-1. The score remained 2-1 until the home 7th, when Willie Wilson led off with a triple and scored on Oester's RBI-single, tying the score at 2-2. Then, with 2 out in the Western 8th, Gorman Thomas was called upon to pinch-hit. German connected on a Fingers' fastball, sending it out of the park, putting the Americans back on top, 3-2. Don Aase came in to pitch and mowed down the Nationals in their half of the 8th. In the home 9th, with the score still 3-2, Aase got Sundberg to fly out to left, but Wilson reached safely on an error by Burleson. With Cecil Cooper coming to the plate, the Nationals felt they had a good chance to tie up the game. However, Aase thought differently, inducing Cooper to ground into a game-ending DP. This marked the 3rd straight win for the Americans over the Nationals, with the Northeastern Conference losing all three! (The Boxscore of the game is at left.)

Gorman Thomas was selected the "MVP" for his clutch, game-winning, pinch-hit homerun in the 8th inning.

**MVP**  
Gorman Thomas

# Western Playoff

# Augsburg vs. Boulder

1		1	2	3	4	5	6	7	8	9	10	11	12	13	14	15	16	17	18	19		R	H	E
	AUGSBURG	2	1	0	0	0	0	0	0	0	0	0	0	0	0	0	0	0	0	4	—	7	16	4
	BOULDER	0	0	0	2	0	1	0	0	0	0	0	0	0	0	0	0	0	0	0	—	3	12	4
	Win—Clear(1-0)	Save—J.Martin(1)										Loss—Blue(0-1)												
	HR—E.Murray(1), Cey(1)																							

For the series opener, Augsburg sent Doyle Alexander(11-9) up against Don Sutton(11-0) of Boulder. The game turned out to be a 19-inning affair in which Augsburg relievers hurled shutout ball for the last 12 innings! Ron Cey's leadoff homer in the 19th was followed by 3 more runs off Vida Blue. Mark Clear was the winner and was brilliant in relief. Ed Murray drove in all 3 Boulder runs, with a double and a 2-run homer. Youngblood was injured during the game and will miss the next 4 games!

2

	1	2	3	4	5	6	7	8	9	R	H	E	
AUGSBURG	0	0	0	2	0	0	1	0	0	—	3	9	2
BOULDER	0	2	0	0	0	0	0	1	1	—	4	15	1
Win-Minton(1-0)	Loss-Clear(1-1)												
HR-Putnam(1)													

Game #2 found Augsburg sending Juan Eichelberger(12-3) against Bert Blyleven(8-5) of the 'Jas. Boulder got on the board first in their half of the 2nd on a 2-run single by Randolph. Augsburg countered in the 4th on a 2-run homer by Putnam. The 'Ceptors took the lead in the 7th on 3 consecutive singles. However, the 'Jas got to Clear and Davis in the 8th & 9th to win 4-3. In the 9th, with the score tied at 3-3, Foster walked and Gedman followed with an infield hit to chase Clear. Campy beat out at slow roller to load the bases off Ron Davis! Cedeno's HR-single followed. Minton was the winner in relief. It's off to Germany....

3		1	2	3	4	5	6	7	8	9	R	H	E		
	BOULDER	0	1	0	0	1	1	0	0	0	—	3	8	0	
	AUGSBURG	0	1	0	0	0	0	0	0	0	—	1	4	1	
	Win-Blue(1-1)	Save-Minton(1)										Loss-J.Martin(0-1)			
	HR-Foster(1), E.Murray(2)														

For Game #3, Boulder sent Vida Blue(10-4) to face John Martin(9-6) of Augsburg. Blue, Tekulve, & Minton held the 'Ceptors to 4 hits and 1 run, that coming on a Speier RBI-double in the 2nd. Boulder scored on solo homers from Foster & Ed Murray, plus a Randle RBI-single, following a 5th inning, lead-off triple by Templeton.

4		1	2	3	4	5	6	7	8	9	10	11	R	H	E	
	BOULDER	0	0	0	0	0	3	0	0	0	0	5	—	8	11	0
	AUGSBURG	1	1	0	0	1	0	0	0	0	0	1	—	4	11	2
	Win-Minton(2-0)	Loss-Lamp(0-1)														
	HR-Staub(1)															

In Game #4, we found Sutton facing Alexander for a re-match of Game #1. Augsburg built up a 3-0 lead after 5 innings, but the 'Jas came up with a 3-run 6th to tie the game, highlighted by a 2-run homer by Rusty Staub. Like Game #1, the game went into overtime. Boulder came up with 5 big runs in the 11th. Again, Staub was the hero with a 2-run double, giving the aging DH 4 RBI in the game! Minton was again very tough in relief!

5

	1	2	3	4	5	6	7	8	9	R	H	E	
BOULDER	3	2	3	1	0	0	0	2	1	—	12	12	1
AUGSBURG	0	0	3	0	0	0	1	0	0	—	4	6	4
Win—Blyleven(1-0)	Save—Tekulve(1)						Loss—Eichelberger(0-1)						
HR—(none)													

Game #5 saw Game #2 starters Blyleven and Eichelberger hooking up again. Boulder exploded quickly, scoring in each of the first 4 innings, opening up a 9-3 lead! The 'Jas coasted behind Blyleven & Tekulve, capturing the Western Conference Crown for the 2nd time in 3 years! Staub, Foster, & Harrah each had 3 RBI. Greg Minton was selected the series MVP for his clutch relief pitchings 2-0-1, 1.00 in 4 appearances!

AUGSBURG  
DEF. DP: 4

AUGSBURG INTERCEPTORS

PLAYER	AVG.	GP	GI	AB	R	H	BI	2B	3B	HR	BB	SO	E	SH	SF	SB	CS	WH
F. STANLEY	.500	3	0	4	0	2	1	0	0	0	1	1	0	0	0	0	0	0
CEY	.364	5	0	22	2	8	2	1	0	1	4	2	3	0	0	0	0	1
DOWNING	.333	3	0	6	1	2	0	0	0	0	0	1	1	0	0	0	0	0
NORDHAGEN	.316	1	19	1	6	0	0	0	0	0	2	2	0	0	0	0	0	0
HENDRICK	.292	5	0	24	1	7	2	1	0	0	2	5	0	0	0	0	0	0
STEARNS	.286	5	0	21	3	6	3	1	0	0	5	4	0	0	0	0	1	0
D. GARCIA	.250	1	0	4	2	1	0	0	0	0	1	1	0	0	0	1	0	0
BONILLA	.190	4	1	21	1	4	2	1	0	0	1	1	1	2	0	0	0	0
PUTNAM	.167	5	0	18	2	3	3	0	0	1	3	4	0	0	0	0	0	0
SPEIER	.143	5	0	14	1	2	1	1	0	0	1	2	3	0	0	0	0	0
BERGMAN	.125	5	0	24	2	3	0	0	0	0	0	2	2	0	0	0	0	0
YOUNGBLOOD	.111	1	4	9	1	1	1	1	0	0	0	3	0	0	0	0	0	0
PETERS	.100	4	1	20	2	2	1	1	0	0	3	3	1	0	1	0	1	0
Mar EDWARDS	.000	1	0	4	0	0	0	0	0	0	0	1	0	0	0	0	0	0
WALLER	.000	1	0	1	0	0	0	0	0	0	0	0	0	0	0	0	0	0
BAT TOTALS	.223	5	7	211	19	47	16	7	0	2	23	31	13	1	1	1	2	1

PITCHER	ERA.	GS	GR	CG	SH	IP	H	R	ER	HR	BB	SO	W	L	SV	RP
D. ALEXANDER	4.50	2	0	0	0	12.0	13	6	6	2	2	3	0	0	0	0
EICHELBERGER	5.87	2	0	0	0	7.7	12	7	5	0	4	7	0	1	0	0
John MARTIN	3.52	1	1	0	0	7.7	6	3	3	2	0	3	0	1	1	1
Ron DAVIS	0.00	0	5	0	0	4.0	4	2	0	0	1	7	0	0	0	0
LAMP	7.59	0	4	0	0	10.7	10	9	9	0	7	6	0	1	0	0
AASE	0.00	0	3	0	0	6.0	5	1	0	0	0	2	0	0	0	0
CLEAR	3.18	0	3	0	0	5.7	5	2	2	0	4	4	1	1	0	1
BIRD	0.00	0	2	0	0	2.3	3	0	0	0	0	2	0	0	0	0
PIT TOTALS	4.02	5	18	0	0	56.0	58	30	25	4	18	34	1	4	1	2

BOULDER  
DEF. DP: 3

BOULDER LIVINGJAS

PLAYER	AVG.	GP	GI	AB	R	H	BI	2B	3B	HR	BB	SO	E	SH	SF	SB	CS	WH
CAMPANERIS	1.000	2	0	1	0	1	0	0	0	0	1	0	0	0	0	0	0	0
WOCKENFUSS	.500	1	0	2	0	1	0	1	0	0	1	1	0	0	0	0	0	0
STAUB	.417	3	1	12	3	5	7	1	0	1	2	1	0	0	0	0	0	1
FOSTER	.400	5	0	25	5	10	5	5	0	0	3	7	1	0	0	0	0	1
HISLE	.333	3	0	6	0	2	0	0	0	0	0	0	0	0	0	0	0	0
Ed MURRAY	.269	5	0	26	5	7	4	1	0	2	2	3	0	0	0	0	0	0
W. WILSON	.259	5	0	27	2	7	2	0	1	0	2	4	1	0	0	0	1	0
RANDLE	.250	3	0	8	0	2	1	0	0	0	0	0	0	1	0	0	0	1
RANDOLPH	.235	3	2	17	0	4	2	0	0	0	1	2	2	0	0	0	0	0
HARRAH	.231	5	0	26	6	6	3	1	0	0	2	5	0	0	0	1	0	0
TEMPLETON	.208	5	0	24	4	5	2	0	2	0	1	4	2	0	0	0	1	0
CEDENO	.190	5	0	21	4	4	4	0	0	0	1	3	0	0	0	1	0	1
GEDMAN	.182	4	1	22	1	4	0	0	0	0	0	4	0	0	0	0	0	0
BOONE	.000	2	0	4	0	0	0	0	0	0	1	0	0	0	0	0	0	0
TURNER	.000	1	1	3	0	0	0	0	0	0	0	0	0	0	0	0	0	0
OLIVER	.000	2	1	2	0	0	0	0	0	0	0	0	0	0	0	0	0	0
R. ROENICKE	.000	1	0	2	0	0	0	0	0	0	1	0	0	0	0	0	0	0
BAT TOTALS	.254	5	6	228	30	58	30	9	3	4	18	34	6	1	0	2	2	4

PITCHER	ERA.	GS	GR	CG	SH	IP	H	R	ER	HR	BB	SO	W	L	SV	RP
SUTTON	3.21	2	0	0	0	14.0	16	6	5	0	4	8	0	0	0	0
BLYLEVEN	5.25	2	0	0	0	12.0	12	7	7	1	2	13	1	0	0	0
BLUE	4.50	1	1	0	0	8.0	6	5	4	1	4	3	1	1	0	0
TEKULVE	0.00	0	5	0	0	8.0	6	0	0	0	5	3	0	0	1	1
MINTON	1.00	0	4	0	0	9.0	3	1	1	0	5	2	2	0	1	3
HOLLAND	0.00	0	1	0	0	2.0	0	0	0	0	2	0	0	0	0	0
KISON	0.00	0	1	0	0	2.0	1	0	0	0	1	1	0	0	0	0
Bill LEE	0.00	0	1	0	0	2.0	3	0	0	0	0	1	0	0	0	0
PIT TOTALS	2.68	5	13	0	0	57.0	47	19	17	2	23	31	4	1	2	4

MVP - Greg Minton

\* 70 \*



# Global Playoff

# Chicago vs. Cuyahoga

# 1

	1	2	3	4	5	6	7	8	9	R	H	E
CHICAGO	0	0	0	0	0	0	1	0	0	1	3	1
CUYAHOGA	1	0	1	0	0	1	0	0	x	3	9	0
Win-Hooton(1-0)	Save-Saucier(1)						Loss-Reuss(0-1)					
HR-(none)												

The series opener found Jerry Reuss(12-6) on the mound for Chicago and Burt Hooton(11-9) on the hill for the Fungos. The game was a pitchers' duel, ending up as a Cuyahoga 3-1 win. The Fungos scored solo runs on a sac fly by Johnson in the 1st, an RBI-single by Murphy in the 3rd, and on run-scoring single by Howe in the 6th. The lone Bruin run came on a Diaz single, which followed a Buddy Bell triple in the 7th. Saucier saved the win.

# 2

	1	2	3	4	5	6	7	8	9	R	H	E
CHICAGO	0	1	0	0	0	0	1	0	0	2	8	2
CUYAHOGA	0	0	0	7	1	0	0	0	0	8	12	1
Win-Burns(1-0)							Loss-Gullickson(0-1)					
HR-Johnson(1), Rice(1)												

Game #2 found Tim Gullickson(9-8) getting the nod for Chicago, while Britt Burns(13-5) was selected by Cuyahoga. The game began as another pitching duel, but the Fungos exploded for 7 big runs in their half of the 4th inning, tying the TFL post-season record for runs in an inning!! The inning was highlighted by a lead-off homer by Jim Rice and was capped by a GRAND SLAM by Cliff Johnson! The series moved on to Chicago ....

# 3

	1	2	3	4	5	6	7	8	9	10	11	12	R	H	E
CUYAHOGA	1	0	2	2	0	0	0	0	0	0	0	1	6	9	1
CHICAGO	2	1	0	0	0	0	0	0	2	0	0	2	7	13	0
Win-D.Murray(1-0)										Loss-Babcock(0-1)					
HR-Leonard(1), B.Jones(1), Del. Murphy(1), Garvey(1)															

Game #3 starters were Rick Mahler(8-4) for Cuyahoga and Tommy John(8-6) for Chicago. Leonard's solo homer in the 1st, Murphy's 2-run homer in the 3rd, and Garvey's 2-run homer in the 4th staked the Fungos to a 5-3 lead. Hairston's 1-out clutch double tied the game in the bottom of the 9th. In the 12th, pinch-hitter Molinaro drew a walk, stole 2nd, and scored on Drumright's single, giving the Fungos the lead, 6-5. Then, in the home 12th, Hairston walked, went to 2nd on a ground-out and scored the tying run on a Meyer single. Oester sent Meyer to 3rd on a hit & run single. Moreno hit a slow grounder to Berra, who booted the ball allowing Meyer to score.

# 4

	1	2	3	4	5	6	7	8	9	R	H	E	
CUYAHOGA	1	0	0	0	0	2	0	0	0	—	3	9	0
CHICAGO	0	0	0	0	0	0	0	1	0	—	1	5	1
Win-Hooton(2-0)	Save-Sambito(1)						Loss-Reuss(0-2)						
HR-(none)													

Game #4 saw Game #1 starters Hooton and Reuss matching up again. Hooton handcuffed the Bruins, as the Fungos edged the Bruins by a 3-1 score again. Rice's 2-out RBI-double in the 1st proved to be the game-winner. The Fungos added a pair of unearned runs in the 6th to pad the lead. Sambito notched the save for Hooton.

# 5

	1	2	3	4	5	6	7	8	9	R	H	E	
CUYAHOGA	5	0	0	0	0	3	0	0	0	—	8	10	0
CHICAGO	1	0	0	0	0	0	1	1	1	—	4	8	1
Win-Burns(2-0)							Loss-Gullickson(0-2)						
HR-Hairston(1)													

Game #5 saw a re-match of the 2nd game: Burns versus Gullickson. The Fungos didn't waste any time, as the first 5 batters reached base and scored!! The Bruins came back for a run in their half of the 1st, but the Fungos coasted to victory, adding another 3 in the 6th to put the game away. The Bruins began a rally in the 8th, but Sambito came in to put out the fire and give the Fungos their first Global Conference Crown!!

CHICAGO  
DEF. DP: 3

# CHICAGO BRUINS

PLAYER	AVG.	GP	GI	AB	R	H	BI	2B	3B	HR	BB	SO	E	SH	SF	SB	CS	WH
HAIRSTON	.667	4	0	3	2	2	3	1	0	1	3	0	0	0	0	0	0	0
MEYER	.500	3	0	12	2	6	1	0	0	0	0	2	0	0	0	0	0	0
HERNDON	.364	3	2	11	0	4	0	1	0	0	0	2	0	0	0	0	0	0
Bo DIAZ	.333	4	1	12	0	4	2	0	0	0	3	2	1	0	0	0	2	0
HODGES	.333	4	0	6	0	2	2	1	0	0	0	2	0	0	0	0	0	0
O. MORENO	.263	5	0	19	2	5	1	0	0	0	1	2	0	0	0	6	1	0
OESTER	.235	4	1	17	1	4	1	0	0	0	1	2	0	0	1	0	0	0
B. BELL	.200	5	0	20	3	4	1	0	1	0	1	1	4	0	1	0	0	0
HOUSEHOLDER	.143	2	3	7	1	1	1	0	0	0	2	1	0	0	0	1	0	0
Bob JONES	.143	2	0	7	2	1	1	0	0	1	0	1	0	0	0	0	0	0
Dan FORD	.111	3	1	9	0	1	0	0	0	0	1	2	0	0	0	0	0	0
NOLAN	.100	3	0	10	2	1	0	0	0	0	2	3	0	0	0	0	0	0
DENT	.091	3	2	11	0	1	0	0	0	0	0	0	0	0	0	0	0	0
C. COOPER	.059	4	1	17	0	1	0	1	0	0	0	0	0	0	0	0	0	0
AYALA	.000	3	0	7	0	0	0	0	0	0	0	1	0	0	0	0	0	0
J. GONZALEZ	.000	4	0	4	0	0	0	0	0	0	0	2	0	0	0	0	0	0
BAT TOTALS	.215	5	11	172	15	37	13	4	1	2	14	21	5	0	2	7	3	0

PITCHER	ERA.	GS	GR	CG	SH	IP	H	R	ER	HR	BB	SO	W	L	SV	RP
REUSS	1.93	2	0	0	0	14.0	15	6	3	0	1	6	0	2	0	0
GULLICKSON	24.92	2	0	0	0	4.3	13	12	12	2	5	4	0	2	0	0
JOHN	6.75	1	1	0	0	6.7	10	6	5	3	0	3	0	0	0	0
CAMP	3.18	0	4	0	0	5.7	5	2	2	0	2	4	0	0	0	0
SUTTER	0.00	0	4	0	0	5.0	2	0	0	0	0	2	0	0	0	0
J. PALMER	1.23	0	2	0	0	7.3	2	1	1	0	4	7	0	0	0	0
Mark LEE	0.00	0	1	0	0	2.3	1	0	0	0	0	2	0	0	0	0
MURRAY	13.50	0	1	0	0	0.7	1	1	1	0	1	1	1	0	0	1
PIT TOTALS	4.70	5	13	0	0	46.0	49	28	24	5	13	29	1	4	0	1

CUYAHOGA  
DEF. DP: 3

# CUYAHOGA FALLS FUNGOS

PLAYER	AVG.	GP	GI	AB	R	H	BI	2B	3B	HR	BB	SO	E	SH	SF	SB	CS	WH
BERRA	.500	2	0	2	0	1	0	0	0	0	0	0	1	0	0	0	0	0
DRUMRIGHT	.500	2	0	2	0	1	1	0	1	0	0	0	0	0	0	0	0	0
J. LEONARD	.417	3	0	12	2	5	1	0	1	1	1	2	0	0	0	0	0	0
Dw. MURPHY	.391	5	0	23	5	9	6	1	1	1	0	7	0	0	1	0	0	0
GARVEY	.381	5	0	21	2	8	3	1	0	1	0	2	0	0	0	0	0	0
A. HOWE	.368	5	0	19	1	7	3	2	0	0	1	1	1	0	0	0	1	1
RICE	.316	5	0	19	4	6	3	1	0	1	0	2	0	0	0	0	0	1
BAINES	.250	3	0	12	2	3	1	2	0	0	2	0	0	0	0	0	0	1
ALLENSON	.250	3	1	8	0	2	1	0	0	0	0	3	0	0	0	0	0	1
Rod SCOTT	.200	5	0	20	6	4	1	0	0	0	3	3	0	0	1	1	0	1
C. JOHNSON	.125	4	1	16	2	2	6	0	0	1	1	4	0	0	1	0	0	1
LeMASTER	.071	5	0	14	1	1	1	0	0	0	1	3	0	0	1	0	0	0
PORTER	.000	2	3	5	1	0	1	0	0	0	3	0	0	0	1	0	0	0
Lry PARRISH	.000	1	0	4	0	0	0	0	0	0	0	1	0	0	0	0	0	0
YEAGER	.000	3	0	2	0	0	0	0	0	0	0	1	0	0	0	0	0	0
MOLINARO	.000	2	0	1	2	0	0	0	0	0	1	0	0	0	0	1	0	0
BAT TOTALS	.272	5	5	180	28	49	28	7	2	5	13	29	2	0	4	2	1	4

PITCHER	ERA.	GS	GR	CG	SH	IP	H	R	ER	HR	BB	SO	W	L	SV	RP
HOOTON	1.26	2	0	0	0	14.3	7	2	2	0	2	6	2	0	0	0
BURNS	2.45	2	0	0	0	14.7	14	5	4	1	6	7	2	0	0	0
R. MAHLER	4.50	1	0	0	0	6.0	7	3	3	1	1	4	0	0	1	1
SAMBITO	1.13	0	5	0	0	8.0	4	1	1	0	3	3	0	0	1	1
SAUCIER	13.50	0	2	0	0	1.3	3	2	2	0	1	0	0	0	0	0
HRABOSKY	0.00	0	1	0	0	1.7	0	0	0	0	0	0	0	1	0	0
BABCOCK	6.75	0	1	0	0	1.3	2	2	1	0	1	1	0	0	0	0
CORBETT	0.00	0	1	0	0	0.0	0	0	0	0	0	0	0	0	0	0
PIT TOTALS	2.47	5	10	0	0	47.3	37	15	13	2	14	21	4	1	2	2

MVP - Dwayne Murphy

# American Championship

# Cuyahoga vs. Boulder

# 1

	1	2	3	4	5	6	7	8	9	R	H	E	
CUYAHOGA	1	0	1	0	0	0	1	0	0	—	3	8	0
BOULDER	0	0	1	0	0	0	0	0	0	—	1	6	1
Win-Hooton(1-0)	Save-Hrabosky(1)						Loss-Sutton(0-1)						
HR-Dw. Murphy(1), Baines(1)													

The series opened with Burt Hooton(11-9) of the Fungos facing Don Sutton(11-8) of the 'Jas. Hooton notched his 3rd post-season victory, winning 3-1, behind the power support of Murphy and Baines, each hitting solo homers. Both bullpens allowed no further scoring once the starters departed. Hrabosky notched the save for Hooton.

# 2

	1	2	3	4	5	6	7	8	9	R	H	E
CUYAHOGA	1	0	0	0	0	0	0	0	0	1	4	0
BOULDER	0	1	0	0	0	0	0	0	1	2	5	1
Win-Holland(1-0)							Loss-Corbett(0-1)					
HR-Dw. Murphy(2)												

Game #2 starters were Britt Burns(13-5) for the Fungos and Bert Blyleven(8-5) for the 'Jas. The Fungos scored in their 1st on a solo homer by Murphy. The 'Jas countered in their half of the 2nd on an RBI-single by Boone. The game remained scoreless until the bottom of the 9th, when Ed Murray doubled in Cedeno with the game-winner. (That run also turned out to be the only run allowed by either team's bullpen in the series!!) The 'Jas suffered a serious blow, losing Templeton for the remainder of the series due to an injury!

# 3

	1	2	3	4	5	6	7	8	9	R	H	E
BOULDER	0	0	0	0	1	0	0	0	0	1	7	0
CUYAHOGA	0	0	0	0	0	2	0	0	x	2	6	1
Win-Saucier(1-0)	Save-Babcock(1)						Loss-Blue(0-1)					
HR-J. Leonard(1)												

Game #3 saw Vida Blue(10-4) take the mound for Boulder, against Rick Mahler(8-4) of Cuyahoga. Boulder broke a 0-0 tie in the 5th, on an RBI-single by Wilson, scoring Campaneris. Then, in the Fungo 6th, Art Howe rapped a single, which was followed by Jeff Leonard's clutch 2-run homer. The slim 2-1 lead was held by Saucier, Sambito, and Babcock, in relief of Mahler.

# 4

	1	2	3	4	5	6	7	8	9	R	H	E
BOULDER	0	0	0	0	0	0	0	0	0	—	0	4
CUYAHOGA	2	0	2	0	1	0	0	0	x	—	5	11
Win-Hooton(2-0)							Loss-Sutton(0-2)					
HR-C. Johnson(1), Garvey(1)												

Game #4 saw a re-match of the opening game starters, Sutton for Boulder and Hooton for Cuyahoga. Burt Hooton continued his hot post-season pitching, tossing a 4-hit shutout at the 'Jas, for his 4th post-season win! He got support from Cliff Johnson(2-run homer in 3rd), Steve Garvey(solo HR in the 5th), and an RBI-triple by Hal Baines in the 1st). It was the first time the 'Jas have been shutout in 29 post-season games!!

# 5

	1	2	3	4	5	6	7	8	9	R	H	E	
BOULDER	0	0	0	0	0	0	0	2	0	—	2	8	0
CUYAHOGA	1	0	0	0	0	2	0	0	x	—	3	9	1
Win-Burns(1-0)	Save-Hrabosky(2)						Loss-Blyleven(0-1)						
HR-Baines(2), Rice(1), E.Murray(1)													

Game #5 was a re-match of Game #2 starters, Blyleven for Boulder and Burns for Cuyahoga. The Fungos scored in their 1st on a solo homer by Hal Baines. The Fungos then added to their lead in the home 6th, on a 2-run home run by Jim Rice. Burns ran into some trouble in the Boulder 8th, when Ed Murray cracked a 2-run homer to make it 3-2 Cuyahoga. Corbett relieved Burns and got out of the inning. However, in the visitor 9th, the 'Jas loaded the bases with 2 out off Corbett, by drawing two walks, following a pinch-hit single by Staub. Hrabosky was called in to face Cesar Cedeno. With the count 2-0, Cedeno flew out to center to end the game and give the Fungos their first American Association Championship and a trip to the TML WORLD SERIES!!

BOULDER  
DEF. DP: 0

# BOULDER LIVINGJAS

PLAYER	AVG.	GP	GI	AB	R	H	BI	2B	3B	HR	BB	SO	E	SH	SF	SB	CS	WH
OLIVER	1.000	1	0	1	0	1	0	1	0	0	0	0	0	0	0	0	0	0
STAUB	.364	4	1	11	0	4	0	0	0	0	0	0	0	0	0	0	0	0
W. WILSON	.300	5	0	20	0	6	1	0	0	0	1	3	0	0	0	0	0	0
HARRAH	.278	5	0	18	0	5	1	0	0	0	3	2	0	0	0	1	0	0
CAMPANERIS	.250	2	0	8	1	2	0	1	0	0	0	0	0	0	0	0	0	0
HISLE	.222	4	4	9	0	2	0	0	0	0	0	0	0	0	0	0	0	0
Ed MURRAY	.200	5	0	20	1	4	3	1	0	1	0	7	0	0	0	0	0	1
BOONE	.167	3	0	6	0	1	1	0	0	0	0	1	1	0	0	0	0	0
GEDMAN	.125	2	0	8	0	1	0	0	0	0	0	0	0	0	0	0	0	0
CEDENO	.118	5	0	17	2	2	0	0	0	0	0	1	0	0	0	0	0	0
RANDOLPH	.071	5	0	14	1	1	0	0	0	0	4	1	3	0	0	3	0	0
FOSTER	.063	5	0	16	1	1	0	0	0	0	3	3	0	0	0	0	0	0
TEMPLETON	.000	2	3	6	0	0	0	0	0	0	0	2	0	0	0	0	0	0
TURNER	.000	4	0	3	0	0	0	0	0	0	1	0	0	0	0	0	0	0
WOCKENFUSS	.000	2	0	2	0	0	0	0	0	0	0	1	0	0	0	0	0	0
RANDLE	.000	3	0	0	0	0	0	0	0	0	0	0	0	0	0	0	0	0
BAT TOTALS	.189	5	8	159	6	30	6	3	0	1	13	22	4	0	0	4	0	1

PITCHER	ERA.	GS	GR	CG	SH	IP	H	R	ER	HR	BB	SO	W	L	SV	RP
SUTTON	6.35	2	0	0	0	11.3	15	8	8	4	4	7	0	2	0	0
BLYLEVEN	2.40	2	0	1	0	15.0	12	4	0	3	0	17	0	1	0	0
BLUE	2.57	1	0	0	0	7.0	6	2	2	1	0	3	0	1	0	0
TEKULVE	0.00	0	3	0	0	5.3	3	0	0	0	1	3	0	0	0	2
HOLLAND	0.00	0	3	0	0	3.3	2	0	0	0	2	5	1	0	0	0
MINTON	0.00	0	1	0	0	1.0	0	0	0	0	0	0	0	0	0	2
PIT TOTALS	2.93	5	7	1	0	43.0	38	14	14	8	7	35	1	4	1	2

CUYAHOGA  
DEF. DP: 4

# CUYAHOGA FALLS FUNGOS

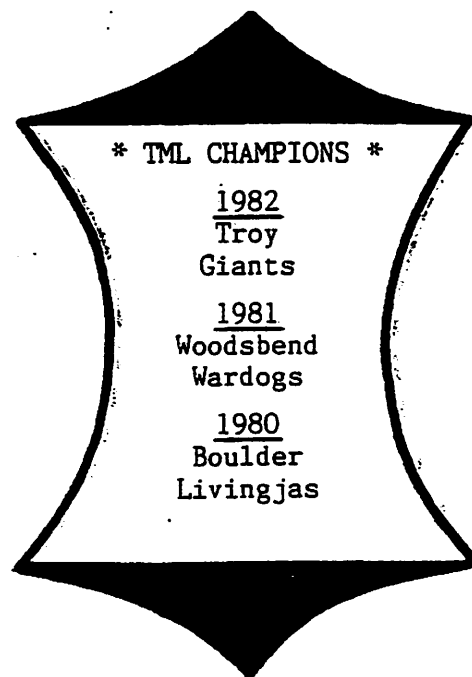
PLAYER	AVG.	GP	GI	AB	R	H	BI	2B	3B	HR	BB	SO	E	SH	SF	SB	CS	WH
MOLINARO	1.000	1	0	1	0	1	0	0	0	0	0	0	0	0	0	0	0	0
BAINES	.500	4	0	16	4	8	4	0	1	2	0	2	0	0	0	0	0	2
Dw. MURPHY	.381	5	0	21	3	8	2	0	0	2	1	9	0	0	0	0	0	1
GARVEY	.333	5	0	18	1	6	2	1	0	1	0	1	1	0	0	0	0	0
DRUMRIGHT	.333	2	0	3	0	1	0	0	0	0	0	0	0	0	0	0	0	0
Lry PARRISH	.333	2	0	3	0	1	0	0	0	0	0	1	0	0	0	0	0	0
C. JOHNSON	.200	5	0	15	2	3	2	0	0	1	3	4	0	0	0	0	0	0
RICE	.182	3	0	11	1	2	2	1	0	1	0	2	2	0	0	0	2	0
Rod SCOTT	.182	3	4	11	1	2	0	0	0	0	1	3	0	0	0	0	0	0
LeMASTER	.125	5	1	16	0	2	0	0	0	0	1	3	0	0	0	0	0	0
A. HOWE	.118	4	1	17	1	2	0	0	0	0	0	4	0	0	0	0	1	1
J. LEONARD	.100	3	0	10	1	1	2	0	0	1	1	2	3	1	0	0	0	0
PORTER	.083	4	0	12	0	1	0	0	1	0	0	0	0	0	0	0	0	0
BERRA	.000	3	0	4	0	0	0	0	0	0	0	0	0	0	0	0	0	0
ALLENSON	.000	2	0	4	0	0	0	0	0	0	0	1	0	0	0	0	0	0
YEAGER	.000	2	0	0	0	0	0	0	0	0	0	0	0	0	0	0	0	0
BAT TOTALS	.235	5	6	162	14	38	14	2	2	8	7	35	2	0	0	0	3	4

PITCHER	ERA.	GS	GR	CG	SH	IP	H	R	ER	HR	BB	SO	W	L	SV	RP
HOOTON	0.60	2	0	1	1	15.0	9	1	1	0	3	9	2	1	0	0
BURNS	1.88	2	0	0	0	14.3	9	3	3	1	4	9	1	0	0	0
R. MAHLER	1.80	1	0	0	0	5.0	6	1	1	0	3	2	0	0	0	0
BABCOCK	0.00	0	2	0	0	3.3	2	0	0	0	0	4	0	0	1	1
CORBETT	4.50	0	2	0	0	2.0	4	1	1	0	1	0	0	0	0	2
HRABOSKY	0.00	0	2	0	0	1.3	0	0	0	0	1	0	0	0	0	0
SAMBITO	0.00	0	1	0	0	1.7	0	0	0	0	0	0	0	0	0	0
SAUCIER	0.00	0	1	0	0	1.3	0	0	0	0	0	0	1	0	0	1
PIT TOTALS	1.23	5	8	1	1	44.0	30	6	6	1	13	22	4	1	3	4

MVP - Burt Hooton  
\* 78 \*

# TML World Series

## Troy vs. Cuyahoga



1

	1	2	3	4	5	6	7	8	9	R	H	E	
TROY	0	0	0	0	0	0	1	0	0	—	1	6	0
CUYAHOGA	0	0	2	0	0	0	0	0	0	—	2	7	2
Win-Hooton(1-0)	Save-Mahler(1)						Loss-Leonard(0-1)						
HR-Schmidt(1)													

To open the 4th TML World Series, Troy sent their ace Dennis Leonard(17-4) up against Cuyahoga starter Burt Hooton(11-9). The Fungos drew first blood in the 2nd, when LeMaster led off with a single. Rodney Scott followed with a perfect hit & run single, sending LeMaster to third. Art Howe's sharp grounder to Hubbard sent Scott to second, with LeMaster holding. Hal Baines couldn't get the runs home, as his grounder was neatly fielded by Bochte. But, big Cliff Johnson ripped a 2-0 fastball for a single, scoring both runners for a 2-0 lead. This was all the runs for the Fungos, but Hooton and his friends shut down the Troy offense, except for a solo homer in the 7th by Mike Schmidt. Rick Mahler and Kevin Saucier closed out the Jints for the 2-1 win!

2

	1	2	3	4	5	6	7	8	9	R	H	E	
TROY	2	0	0	0	1	0	0	0	1	—	4	8	1
CUYAHOGA	1	0	0	0	0	1	2	0	2	—	6	9	0
Win-Saucier(1-0)							Loss-S. Howe(0-1)						
HR-Baines(1), Schmidt(2), Du. Murphy(1), C. Johnson(1)													

Game #2 found Troy sending Jack Morris(16-5) against Britt Burns(13-5) for Cuyahoga. Troy quickly jumped out to a 2-0 lead in the 1st. Ken Griffey doubled and 1 out later, Bochte drew a walk. Mike Schmidt grounded into a F.C. sending Griffey to third. Jack Clark then doubled down the left field line, scoring both runners. The Fungos countered with a run off Morris in their half of the 1st, as Hal Baines blasted a shot to right (measured over 430 feet)! Troy scored again in the 5th on Schmidt's 2nd homer of the series, making it 3-1. The Fungos were not to be denied, as they scored a run in the 6th on back-to-back doubles by Rice and Garvey. Then, in the 7th, Duayne Murphy hit a 2-out, 2-run homer, putting Cuyahoga up 4-3. Troy tied it at 4-4 in the 9th, when Brouhard walked, went to 2nd on a Bown sac, and scored on a Griffey RBI-single. With 2 out and one on in the home 9th, Cliff Johnson connected for a game-winning, 2-run homer, giving the Fungos a 2-0 lead in the Series! The Jints were going home, but with their work cut out for them! On to Troy ....

3

	1	2	3	4	5	6	7	8	9	R	H	E	
CUYAHOGA	0	0	2	0	0	0	0	0	0	—	2	3	1
TROY	2	0	2	0	0	0	1	1	x	—	6	8	0
Win-Lamp(1-0)							Loss-Mahler(0-1)						
HR-J. Leonard(1), J. Clark(1)													

Game #3 starters were Rick Mahler(8-4) for Cuyahoga and Dennis Lamp(4-3) for Troy. Troy drew first blood in the 1st, as 2-out hits by Schmidt and Clark gave Troy a 2-0 lead. Cuyahoga tied the game in the 3rd on a 2-run, inside-the-park homer by Jeff Leonard. The Jints regained the lead in their half of the inning, on a 2-run homer by Jack Clark. Lamp then settled down, allowing only one more hit to the Fungos. The Giants scored a pair of insurance runs in the 7th and 8th, to go on to a pivotal 6-2 win, closing the gap to 2 games to 1.

4

	1	2	3	4	5	6	7	8	9	R	H	E	
CUYAHOGA	1	0	0	0	4	0	0	0	0	—	5	7	1
TROY	0	0	4	2	0	0	0	2	x	—	8	11	0
Win-Petry(1-0)	Save-Reed(1)						Loss-Hooton(1-1)						
HR-Du. Murphy(2), Schmidt(3), Baines(2)													

The re-match between Hooton and Leonard seemed to promise another low scoring game, but nobody bothered to tell the hitters! Cuyahoga scored in the top of the 1st on a lead-off homer by Duayne Murphy. Hooton cruised through the first 2 innings and had 2 out in the 3rd before Troy strung 4 straight hits, the last one a 2-run homer by Mike Schmidt, to lead 4-1. In the home 4th, Griffey's double scored Benedict and Landreaux to increase Troy's lead to 6-1 and send Hooton to the showers. The Fungos were not finished however, as the visitors quickly loaded the bases with one gone in the 5th. Leonard fell behind Baines in the count and he ripped a hanging curve ball for a GRAND SLAM homer, to cut the lead to 6-5 Troy. The blast sent Leonard to the showers and shivers to the Troy partisans. But, the Giant bullpen was up to the task, allowing only a single to Jeff Leonard the rest of the way, while their mates scored a pair in the 8th, to win 9-5 and square the Series a 2-2.

# 5

	1	2	3	4	5	6	7	8	9	R	H	E
CUYAHOGA	0	1	0	0	1	0	0	0	0	2	10	0
TROY	0	3	0	2	0	0	0	0	x	5	8	0
Win-Morris(1-0)	Save-Reed(2)						Loss-Burns(0-1)					
HR-Hubbard(1), Benedict(1)												

This was a pivotal game for both clubs, as the momentum had swung to the Giants and the Fungos desperately needed a lift. Britt Burns was given the task of facing Jack Morris. The Fungos took the lead in the 2nd, when Jeff Leonard scored on a Porter RBI-double. That 1-0 lead was short-lived, as the Jints scored 3 in the home half, on a 3-run homer by unlikely hero Glenn Hubbard! Troy scored 2 more in the 4th on a 2-run homer by another unassuming Jint, Bruce Benedict. It was goodbye Burns at this point and the Fungo bullpen did not allow another run the rest of the way. Cuyahoga scored a run in the 5th on an RBI-single by Porter, but that was it, as Troy won 5-2 to lead the Series 3 games to 2. The big question now was: can the visiting team ever win? All the games were won by the home squad. Will the trend continue back at Cuyahoga Falls, Ohio? Move on ....

# 6

	1	2	3	4	5	6	7	8	9	R	H	E	
TROY	0	0	0	0	0	0	0	1	1	—	2	4	1
CUYAHOGA	0	0	0	0	1	0	2	0	x	—	3	7	0
Win-Hrabosky(1-0)	Save-Sambito(1)						Loss-Petry(1-1)						
HR-Porter(1)													

The Fungos had their backs to the wall, as they sent Mahler out to face Jint starter Dan Petry(13-5). Both pitchers were superb through the first 4 innings. The Fungos broke the ice in the 5th on a solo homer by Darrell Porter. The Fungos added 2 more in the 7th on a 2-run double by Jeff Leonard and the score now became 3-0 Cuyahoga! The Giants finally scored in their 8th on a Benedict single that scored Hargrove. The Fungos countered with relief ace Joe Sambito to nail down the win. It was not going to be easy, as Sambito walked the first two batters, who then advance on Griffey's hit & run groundout. Pinch-hitter Brouhard lofted a fly to right which scored Summers from 3rd and sent Sample to 3rd. Hargrove drew another walk and Schmidt was intentionally passed, to load the bases for Jack Clark! After fouling off 4 pitches, Clark's grounder to LeMaster finished the game for a 3-2 Fungo victory, evening the Series at 3 games apiece!

# 7

	1	2	3	4	5	6	7	8	9	R	H	E
TROY	0	0	0	1	0	1	1	0	2	5	11	0
CUYAHOGA	0	1	0	0	0	2	0	0	0	3	9	1
Win-S. Howe(1-1)	Save-Lamp(1)						Loss-Sambito(0-1)					
HR-Schmidt 2 (4,5), Garvey(1)												

The final game of the TML season pitted the two aces of each staff, Leonard(TG) versus Hooton(CF). With the score 0-0 in the bottom of the 2nd, Jeff Leonard doubled to lead off. After Molinaro drew a walk, Garvey followed with an RBI-double to give the Fungos a 1-0 lead. Art Howe then walked to load the bases with none out! A surprise suicide squeeze bunt by LeMaster failed as he popped up to Schmidt, who fired to Bowa at 3rd to nail Molinaro for the DP. Rodney Scott grounded out to end the early threat. Troy tied the game at 1-1 in the 4th when National Home Run Champ, Mike Schmidt blasted a solo shot to dead center, for his 4 HR of the Series! Leonard escaped threats in the 3rd & 4th, keeping the game at 1-1. Troy took the lead 2-1 in the 6th, when Hargrove doubled with 1 out. Schmidt was given a free pass and Clark followed with a single to load the bases. Benedict looped a weak hit to left to score Hargrove, but the Giants could not score any more, as Hrabosky came in to retire Cowens & Hubbard. The 2-1 lead was short-lived, as the Fungos came up with 2 in their half of the 6th. Molinaro had singled and scored on a 2-run homer by Garvey, making it 3-2 Cuyahoga. In the 7th, Sample reached base on a key error by Scott and went to 2nd on a wild pitch by Hrabosky. One out later, Bowa singled him to 3rd. Cuyahoga was set up for the DP with Hargrove at bat. Hargrove hit a grounder, but beat the throw to 1st, with Sample scoring the tying run. In the 9th, with the score still 3-3, Griffey led off with a single and stole 2nd again. Brouhard pinch-hit for Bowa with Sambito on the mound. He delivered a key single to right-center, scoring Griffey with the go-ahead run. Brouhard was picked off 1st and Hargrove flew out. Then, Corbett was called in to face Schmidt, but Mike blasted his 2nd homer of the game and record-breaking 5th of the World Series! With a 5-3 lead going into the home 9th, Steve Howe fanned Scott for the first out. Dennis Lamp, the hero of Game #3, was called in to finish the contest one way or the other! Dwayne Murphy grounded to 2nd for out #2. Cuyahoga's last hope was Hal Baines, who had already singled 3 times. Lamp reached back and struck Baines out to give the Troy Giants the 5-3 win and their first TML Championship and keeping the Title in the National Assoc!



CUYAHOGA  
DEF. DP: 3

# CUYAHOGA FALLS FUNGOS

PLAYER	AVG.	GP	GI	AB	R	H	BI	2B	3B	HR	BB	SO	E	SH	SF	SB	CS	WH
PORTER	.333	6	0	21	1	7	3	1	0	1	1	6	0	0	0	0	0	1
BAINES	.320	6	1	25	4	8	5	0	0	2	2	7	0	0	0	2	1	0
Dw. MURPHY	.304	7	0	23	4	7	3	0	1	2	8	5	0	0	0	0	0	0
J. LEONARD	.300	6	1	20	3	6	4	2	0	1	1	3	0	0	0	1	0	0
RICE	.286	6	0	14	1	4	0	1	0	0	1	2	1	0	0	0	0	0
LeMASTER	.278	6	1	18	2	5	0	1	0	0	2	0	2	1	0	0	0	0
MOLINARO	.200	3	0	5	1	1	0	0	0	0	1	1	0	0	0	0	0	0
DRUMRIGHT	.200	2	2	5	1	1	0	0	0	0	1	0	0	0	0	0	0	0
GARVEY	.192	7	0	26	1	5	4	2	0	1	1	2	0	0	0	0	0	0
Lry PARRISH	.167	2	0	6	0	1	0	0	0	0	2	2	0	0	0	0	0	0
A. HOWE	.133	5	2	15	0	2	0	0	0	0	5	0	0	0	0	0	0	0
C. JOHNSON	.130	6	1	23	2	3	4	0	0	1	3	8	0	0	0	0	0	2
Red SCOTT	.095	6	1	21	3	2	0	0	0	0	3	4	2	0	0	2	0	0
BERRA	.000	2	0	3	0	0	0	0	0	0	0	0	0	0	0	0	0	0
ALLENSON	.000	1	0	1	0	0	0	0	0	0	0	0	0	0	0	0	0	0
FLETCHER	.000	1	0	0	0	0	0	0	0	0	0	0	0	0	0	0	0	0
PARSONS	.000	1	0	0	0	0	0	0	0	0	0	0	0	0	0	0	0	0
BAT TOTALS	.230	7	9	226	23	52	23	7	1	8	31	40	5	1	0	7	1	3

PITCHER	ERA.	GS	GR	CG	SH	IP	H	R	ER	HR	BB	SO	W	L	SV	RP
HOOTON	5.17	3	0	0	0	15.7	17	9	9	3	4	6	1	1	0	0
BURNS	6.97	2	0	0	0	10.3	10	8	8	3	4	8	0	1	0	0
R. MAHLER	3.09	2	1	0	0	11.7	7	4	4	1	10	1	0	1	1	1
SAUCIER	1.23	0	5	0	0	7.3	7	1	1	0	3	3	1	0	0	1
SAMBITO	10.80	0	5	0	0	3.3	6	4	4	0	4	0	0	1	1	1
CORBETT	3.86	0	5	0	0	2.3	2	1	1	1	2	1	0	0	0	0
HRABOSKY	1.69	0	4	0	0	5.3	1	2	1	0	2	0	1	0	0	1
BABCOCK	2.25	0	3	0	0	4.0	6	2	1	0	2	3	0	0	0	0
PIT TOTALS	4.35	7	23	0	0	60.0	56	31	29	8	31	22	3	4	2	4

TROY  
DEF. DP: 7

# TROY GIANTS

PLAYER	AVG.	GP	GI	AB	R	H	BI	2B	3B	HR	BB	SO	E	SH	SF	SB	CS	WH
SUMMERS	.667	4	0	3	1	2	0	0	0	0	1	1	0	0	0	0	0	0
GRIFFEY	.400	6	1	25	5	10	2	1	1	0	3	3	0	0	0	2	0	1
BROUHARD	.400	4	0	5	1	2	2	0	0	0	2	0	0	0	0	0	0	0
M. SCHMIDT	.391	7	0	23	7	9	7	0	0	5	7	3	1	0	0	0	0	0
BENEDICT	.381	7	0	21	4	8	4	0	0	1	5	0	0	1	0	0	0	0
COHENS	.333	6	0	6	1	2	0	0	0	0	1	1	0	1	0	0	1	1
HARGROVE	.273	6	1	22	4	6	3	1	0	0	4	0	0	0	0	0	0	1
J. CLARK	.207	7	0	29	2	6	5	3	0	1	1	4	0	0	0	0	0	1
HUBBARD	.190	7	0	21	2	4	3	0	0	1	2	2	0	2	0	0	0	1
SAMPLE	.136	7	0	22	1	3	3	1	0	0	2	3	0	0	0	1	0	0
BOWA	.130	6	1	23	1	3	1	0	0	0	0	1	0	1	0	0	0	0
LANDREAUX	.083	6	0	12	1	1	0	0	0	0	1	1	0	0	0	0	1	0
BOCHTE	.000	4	0	8	1	0	0	0	0	0	1	2	0	0	0	0	0	0
K. GARCIA	.000	2	0	3	0	0	0	0	0	0	0	1	0	0	0	0	0	0
FLYNN	.000	2	0	1	0	0	0	0	0	0	0	0	0	0	0	0	0	0
SCONIERS	.000	2	0	0	0	0	0	0	0	0	0	0	0	0	0	0	0	0
WYNEGAR	.000	2	0	0	0	0	0	0	0	0	1	0	0	0	0	0	0	0
BAT TOTALS	.250	7	3	224	31	56	30	6	1	8	31	22	2	5	0	4	3	4

PITCHER	ERA.	GS	GR	CG	SH	IP	H	R	ER	HR	BB	SO	W	L	SV	RP
Den LEONARD	4.82	3	0	1	0	18.7	22	10	10	3	6	11	0	1	0	0
MORRIS	3.31	2	0	0	0	16.3	17	6	6	2	10	11	1	0	0	0
LAMP	1.74	1	2	1	0	10.3	4	2	2	1	7	9	1	0	1	1
PETRY	2.00	1	1	0	0	9.0	6	2	2	1	5	6	1	1	0	0
S. HOWE	5.40	0	3	0	0	3.3	2	2	2	1	1	2	1	1	0	1
SHIRLEY	13.50	0	3	0	0	0.7	0	1	1	0	1	0	0	0	0	0
REED	0.00	0	2	0	0	1.3	0	0	0	0	0	0	0	0	2	2
EASTWICK	0.00	0	2	0	0	1.0	1	0	0	0	1	1	0	0	0	0
PIT TOTALS	3.41	7	13	2	0	60.7	52	23	23	8	31	40	4	3	3	4

MVP - Mike Schmidt

# TML Feedback

- \* The League gets better every year, just like good wine. (Bailey)
- \* "Like" with a capital "L." Give the Commissioners a standing ovation. Mike Landin can make an encore, excellent job. All GM's give yourself a hand. This is truly the "TML" of tabletop. (Steinmetz)
- \* Stats such as Lewallyn who pitched only 13 innings in real life setting the TML record of 307 K's - this should not be possible, since we have 35 on each roster. (Hetterich)
- \* I don't like the way divisions get juggled every year. It ruins rivalries and makes it difficult to know how to build your team. (Carpenter)
- \* Like stability and organization. Don't like rookie bidding. Best teams can get best rookies, while worst teams get no help. (Fleming)
- \* I like everything about it. Would have preferred a 162-game season this past year. (Laclerc)
- \* I find it hard to conceive of a better run league. (T. Ackley)
- \* Great leadership, good supply lines, good lines of communication, HIT THE BUNKERS! (Bravard)
- \* I dislike the way the rules proposals were handled. Also, why is it that "The American Game" is written by a National Manager??? There is a professional journalist amongst the American ranks. Offer him a chance. (Lain)
- \* I'd like to see a TML Record Book issued; also, lifetime statistics. Otherwise, everything about the League is excellent. (Adams)
- \* The administration is great and the congeniality of the Commissioners is a big plus. The rookie draft is a lottery and the lack of familiarity makes trading rough. (Scott)
- \* Extraordinary organization - first class all the way. Should be the standard for all mail leagues. /// GU's suck! They make strong teams stronger, especially with a super or even good "part timer" whose injuries can be circumvented. Wild card should be used. (Lay)
- \* Great League, great people, great fun - and getting BETTER every year. (Parks)
- \* Dislikes: road games versus the Mays Division! (Muleddy)
- \* Excellent leadership that tries to stay abreast of what is happening in each league; very informative Summer Stretch reports. Dislike not receiving road results, even though the Manager receives a Bonus for meeting the deadline with Statistician. (Gatto)
- \* Greatest League ever! Nothing but quality in every way. There are some things I don't like, but none I can't accept. Mike Landin and Jim Pertierra are the greatest. (Hall)
- \* Likes the new trading regulations. Dislikes having to try to compete with Dayton & Woodsbend (only kidding!). (Wade)
- \* Three seasons of learning have improved the quality of both the League Members and League's Leadership. (Mahan)
- \* Everything is super! A great bunch of guys! (Pittner)
- \* It's probably the greatest invention since sliced bread. (Bolduc)
- \* Darn good management of the League. You guys should start a business. (Schembari)
- \* I like the TML. Sorry for the lack of constructive criticism, but I have none to offer. (Albanese)
- \* TML is the best run league I have ever been associated with. (M. Moore)
- \* Very impressed! Have really enjoyed my phone conversations with all of you! (Baumunk)
- \* Best league I've ever been in. It features fair road results, timely, well-written newsletters, a fun game, and the wit and wisdom of Guru Art ("I am the Light") Albanese. (Magko)
- \* Another vintage year in the books guys. Congratulations! (Clark)
- \* Dislikes: first place teams over using players & D. Lewallyn srikeout king. Likes: the Managers. I would like to see wild card teams; it would get the best teams into the Playoffs. (C. Lentine)
- \* I've enjoyed the friendships that have occurred by participating in TML. My major dislike is acquiring Dick Davis, without being told he is Enos Cabell's cousin! (Goldberg)
- \* The TML continues to provide countless hours of enjoyment for me the year round. Thank you Jim, Mike, Frank, Rich, et. al. (Zuchowski)
- \* Fun season! Exciting playoff series played f-f. Like the head-to-head competition with Jim, Mike, Larry, Chris, & Bruce. Great newsletters. Dislikes: Bonus Deadline being so close to series starting date and no wild card. (F. Lentine)
- \* Being in the TML is like owning a Rolls Royce, you have the very best. And, you can thank the Members for making it that way. (Vincent)
- \* I still like the League and its Members, but do not like distortion of individual performances. The League's directors must be in the fore front to insure its integrity and guarantee that stats' veracity. (Alber)
- \* Likes: playing Larry, Bruce, Art, Chico, Rich, & Bill f-f. There's no pressure, only relaxation. Further likes: runs created, 6-game series, Free Agent Draft Day, John Gatto, long talks with Larry. Dislikes: strikes! (Pertierra)
- \* Since there is some room left on this page, I will use it. First off, Carl, when Managers leave the TML, we always re-structure the divisions geographically for maximum f-f play. Obviously, we would like to see all 40 Managers return every year! Gil, I would have liked a longer season too. Tell that to Marvin Miller! Ed, you now have an American Manager writing "The American Game." Also, the rules proposals will be handled differently than in the past. To all of you Lewallyn fans: I never violated nor tried to abuse any TML rules in the use of Lewallyn (why would I want to do such a thing in my own League???), and felt it unfair to be accused of such! If this truly bothered any of you, how come no one stepped up DURING the season? It was only AFTER the season that the complaints began flying. It just turned out that I was very short on starts and Lewallyn was much more effective than either Nelson or Davis, my only other eligible starters. You can't deny his League-tying 17 wins! Enough of this. I want to thank all of you for another fine season. I am just as excited about the TML as when we began!! (Landin)